# Protection Sector Achievements - Hatay - 2024

as of September 2024

Inter-Agency Coordination Türkiye

**# of Beneficiaries by Location**

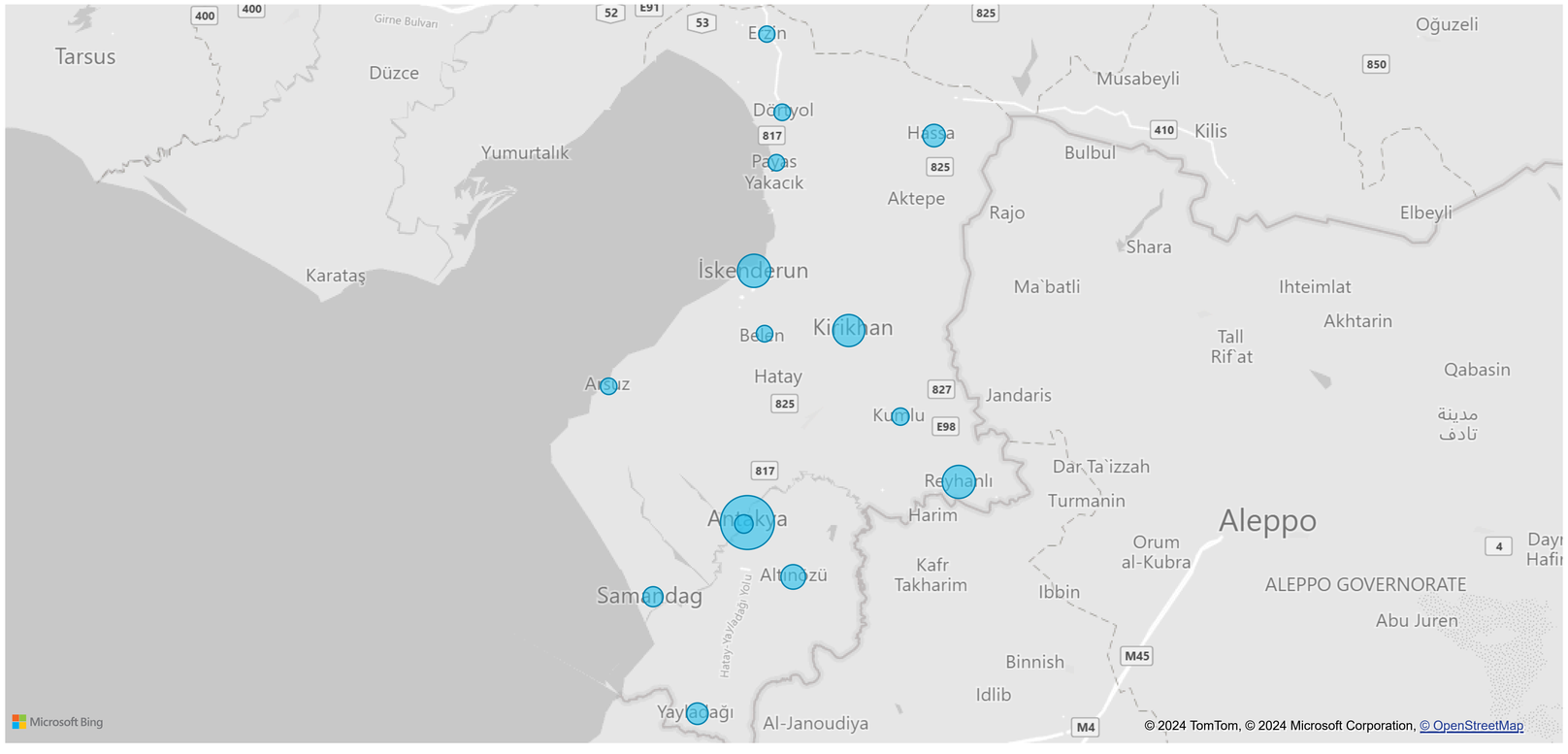


**Individuals benefitting protection Services by Month**

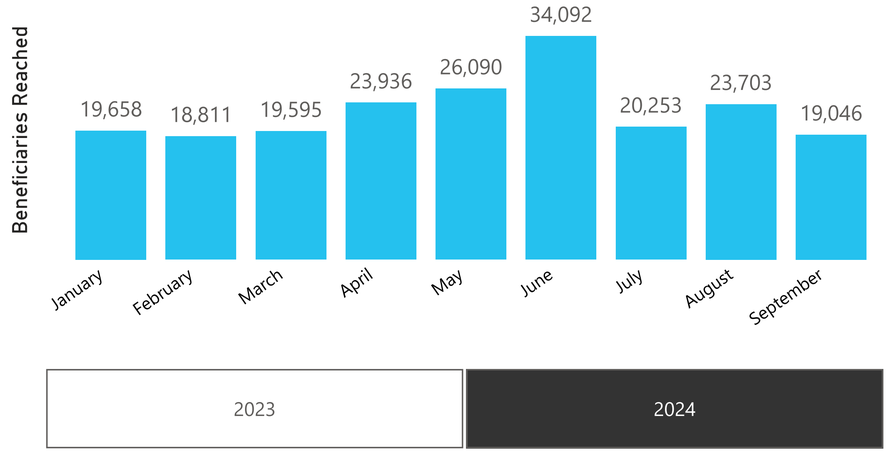


**Location**

All

**Breakdown of Beneficiaries by Gender**

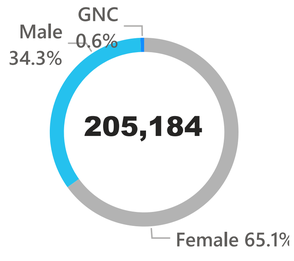


**Breakdown of Beneficiaries by Nationality***

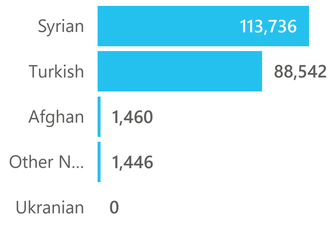


**Appeal**: All

**EQ Response Activity**: All

**Nationality**: All

**81,783** Number of individuals benefitting from protection activities

**48,886** Number of individuals with specific needs/vulnerabilities assessed and identified with protection n

**8,085** Number referrals (of individuals with protection needs) to specialized/multisectoral

**1,980** # of individual GBV survivors provided with GBV specific response services

**3,426** # of individual GBV survivors and those at risk assessed

**8,905** Number of individuals receiving cash/in-kind assistance to meet their protection needs

**20,346** # of children assessed for protection needs

**20,342** # of children participating in structured, sustained child protection or psycho-social support progr

**5,520** # of individuals provided with individual legal support

**1,508** # of individuals trained on international protection, rights, services and available assistance

**Reporting Agencies**

ASAM | CARE In... | DDD | DRC | GOAL In... | Hand in ... | Hatay M... | Human ... | IOM | NSPPL | Qatar C... | SAMS | Save the... | SENED ... | SEVKAR | SRP | STL | TARDE | TKV | TRC | UNFPA | UNHCR | WHH | YSF

**Supporting Agencies**

ASAM | CARE Inter... | Caritas Lux... | Cordaid | DRC | GOAL Inter... | Hand in Ha... | Human Ap... | IOM | MDM | MoNE | Oxfam KEDV | Qatar Chari... | Relief Inter... | SAMS | Save the C... | UNFPA | UNHCR | UNICEF | WHH

*Source*: *PWG, ActivityInfo* *Feedback*: *IMTurkey@unhcr.org*

**The number of beneficiaries reached is calculated by summing indicators selected by the sectors; there may be duplications.*

# Protection Sector Achievements - 2024

as of September 2024

Inter-Agency Coordination Türkiye

Number of individuals with specific needs/vulnerabilities assessed and identified with protection n

**43,652**

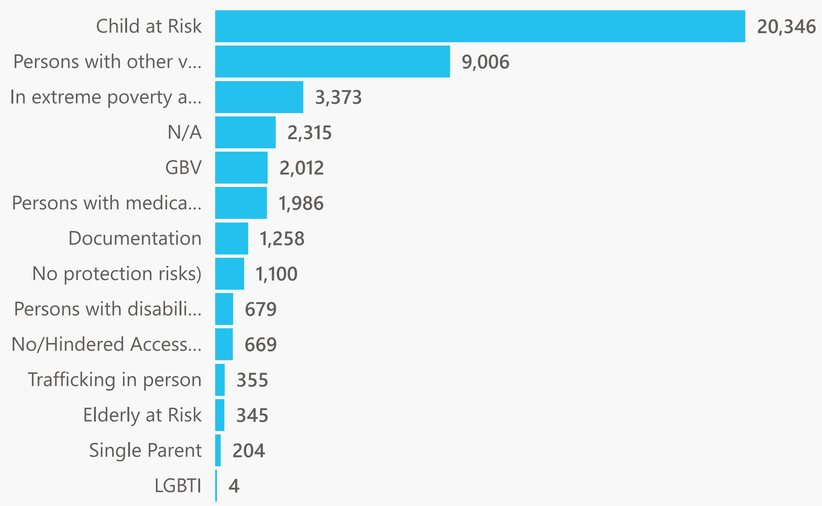


Number of individuals with specific needs/vulnerabilities assessed and identified with protection n

**1,524**




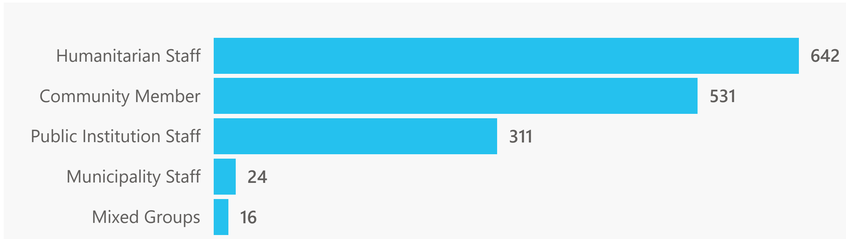


Number of individuals with specific needs/vulnerabilities assessed and identified with protection n

**109,652**

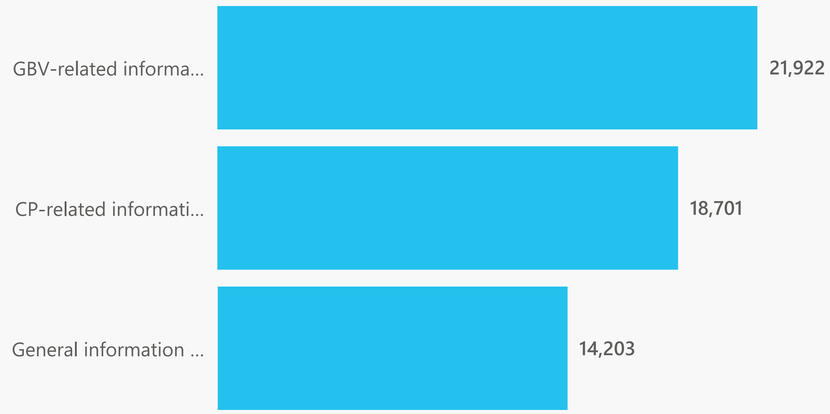


**Location**

All

**Appeal**

All

**Nationality**

All

**EQ Response Activity**

All

2023 | 2024

**Individuals benefitting protection Services by Month**

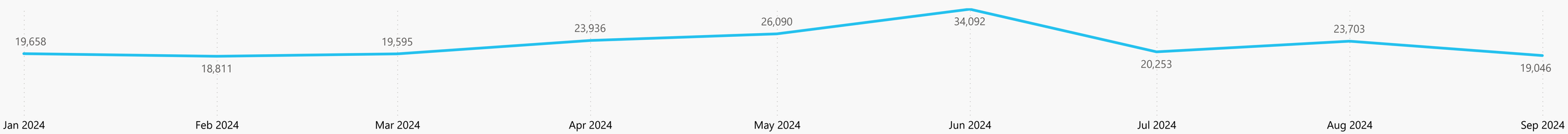





**Reporting Agencies**

ASAM | CARE In... | DDD | DRC | GOAL In... | Hand in ... | Hatay M... | Human ... | IOM | NSPPL | Qatar C... | SAMS | Save the... | SENED ... | SEVKAR | SRP | STL | TARDE | TKV | TRC | UNFPA | UNHCR | WHH | YSF

**Supporting Agencies**

ASAM | CARE Inter... | Caritas Lux... | Cordaid | DRC | GOAL Inter... | Hand in Ha... | Human Ap... | IOM | MDM | MoNE | Oxfam KEDV | Qatar Chari... | Relief Inter... | SAMS | Save the C... | UNFPA | UNHCR | UNICEF | WHH

*Source*: *PWG, ActivityInfo* ***Feedback***: *IMTurkey@unhcr.org*

**The number of beneficiaries reached is calculated by summing indicators selected by the sectors; there may be duplications.*

# Protection Sector Achievements - 2024

as of September 2024

Inter-Agency Coordination Türkiye

Location: All | Appeal: All | Nationality: All | EQ Response Activity: All

2023 | 2024

| Indicator Family | January | February | March | April | May | June | July | August | September |
|---|---|---|---|---|---|---|---|---|---|
| 1.1.1 # of individuals trained on international protection, rights, services and available assistance | 537 | 270 | 90 | 213 | 300 | 210 | 15 | 195 | |
| 1.1.2 # of protection monitoring mechanisms established/maintained | 4 | 3 | 3 | 3 | 3 | 3 | 8 | 4 | 5 |
| 1.2.4 # of persons benefitting from gender-appropriate hygiene, dignity or sanitary items | 2,948 | 276 | 260 | 216 | 448 | 17,448 | 3,436 | 704 | 132 |
| 1.4.1 # of refugees/vulnerable host community members provided with individual legal support (legal aid and counsel) | 1,308 | 1,984 | 1,310 | 1,040 | 1,520 | 868 | 1,436 | 434 | 1,140 |
| 2.1.1 # of individuals benefitting from protection activities | 35,714 | 37,814 | 39,433 | 33,035 | 37,743 | 31,788 | 38,515 | 44,186 | 29,237 |
| 2.1.2 # of individuals with specific needs/vulnerabilities assessed and identified with protection needs | 7,992 | 10,575 | 6,888 | 4,662 | 5,919 | 8,766 | 5,895 | 7,998 | 3,996 |
| 2.1.3 # referrals (of individuals with protection needs) to specialized/multisectoral services | 1,551 | 2,182 | 2,870 | 3,440 | 1,910 | 3,439 | 3,407 | 1,314 | 1,633 |
| 2.1.4 # of individuals receiving cash/in-kind assistance to meet their protection needs | 5,277 | 3,153 | 1,701 | 2,106 | 2,760 | 3,726 | 4,041 | 3,267 | 684 |
| 2.1.5 # of individual receiving psycho-social support | 2,498 | 3,004 | 2,016 | 1,330 | 3,804 | 2,674 | 3,160 | 2,840 | 3,334 |
| 2.2.1 # of individuals reached through information campaigns and awareness-raising on rights, entitlements, services and assistance | 4,728 | 4,770 | 3,158 | 2,224 | 1,912 | 2,350 | 2,250 | 2,770 | 4,244 |
| 2.3.1 # of individuals engaged in sustained and structured mobilization efforts and empowerment programmes | 975 | 712 | 162 | 1,033 | 336 | 107 | 366 | 105 | 149 |
| 2.5.1 # of refugee and host community members participating in one-off events specific to social cohesion | 80 | 150 | 138 | 3,860 | 598 | 66 | 210 | 164 | 78 |
| 2.5.2 # of refugee and host community members participating in structured and sustained programmes specific to social cohesion | 4,784 | 4,642 | 6,842 | 18,886 | 7,232 | 5,712 | 3,238 | 6,640 | 6,582 |
| 2.5.4 # of individuals reached with capacity sharing initiatives to promote peaceful co-existence and social cohesion | | | | | | 32 | | | |
| 2.6.1 # of individuals reached with technical capacity development initiatives (including trainings etc) on service delivery/provision to persons with specific needs | | | | | | 8 | | | |
| 2.6.2 # of institutions supported to improve physical capacities (including related to infrastructure, material and logistic support) on service delivery/provision to persons with specific needs | | | | | | | | 8 | |
| 3.1.1 # of individual Gender-Based Violence (GBV) survivors and those at risk assessed | 798 | 930 | 695 | 877 | 510 | 250 | 915 | 278 | 185 |
| 3.1.2 # of individual GBV survivors provided with GBV specific response services | 362 | 330 | 574 | 598 | 596 | 334 | 668 | 286 | 212 |
| 3.1.3 # of individual GBV survivors referred to multi-sectoral GBV specific response services | 58 | 68 | 88 | 36 | 44 | 52 | 110 | 40 | 78 |
| 3.2.1 # of individuals reached through GBV-related information campaigns and activities to raise public awareness on rights, entitlements and assistance for prevention, mitigation and response to GBV | 4,522 | 4,962 | 4,194 | 2,158 | 6,936 | 3,324 | 4,156 | 6,740 | 6,852 |
| 3.3.1 # of individuals reached with technical capacity development (including trainings) initiatives on GBV risk mitigation, prevention and response | | | | | | | 4 | 30 | |
| 4.1.1 # of children assessed for protection risks | 2,728 | 6,888 | 5,846 | 3,982 | 6,048 | 2,838 | 2,224 | 4,594 | 5,544 |
| 4.1.2 # of children identified to be at risk | 1,732 | 2,838 | 2,472 | 1,838 | 2,876 | 884 | 1,288 | 2,004 | 2,826 |
| 4.1.3 # of children referred to specialised/multi-sectoral services | 705 | 2,346 | 2,034 | 1,497 | 2,034 | 3,234 | 1,608 | 2,607 | 2,568 |
| 4.2.1 # of children participating in structured and sustained community based child protection programmes | 376 | 416 | 82 | 820 | 100 | 24 | 102 | 32 | 4 |
| 4.2.2 # of children participating in structured, sustained child protection or psycho-social support programmes (individuals and in groups) | 2,452 | 5,106 | 6,170 | 5,034 | 6,724 | 3,541 | 4,806 | 3,714 | 3,166 |
| 4.2.3 # of individuals reached with positive parenting programmes | 116 | 146 | 754 | 730 | 22 | 750 | 120 | 354 | 228 |
| 4.2.4 # of individuals reached through information campaigns and awareness-raising initiatives on child rights and protection | 1,284 | 1,956 | 2,332 | 2,094 | 13,778 | 4,590 | 3,608 | 3,930 | 3,830 |
| 4.3.1 # of individuals reached with technical capacity development initiatives (including trainings) on child rights and protection | 244 | 692 | 180 | 96 | 136 | 140 | 122 | 92 | 52 |
| **Total** | **83,773** | **96,213** | **90,292** | **91,808** | **104,289** | **97,158** | **85,708** | **95,330** | **76,759** |

**Reporting Agencies**

ASAM | CARE In... | DDD | DRC | GOAL In... | Hand in ... | Hatay M... | Human ... | IOM | NSPPL | Qatar C... | SAMS | Save the... | SENED ... | SEVKAR | SRP | STL | TARDE | TKV | TRC | UNFPA | UNHCR | WHH | YSF

**Supporting Agencies**

ASAM | CARE Inter... | Caritas Lux... | Cordaid | DRC | GOAL Inter... | Hand in Ha... | Human Ap... | IOM | MDM | MoNE | Oxfam KEDV | Qatar Chari... | Relief Inter... | SAMS | Save the C... | UNFPA | UNHCR | UNICEF | WHH

*Source: PWG, ActivityInfo* **Feedback**: *IMTurkey@unhcr.org*

**The number of beneficiaries reached is calculated by summing indicators selected by the sectors; there may be duplications.*