

# Protection Profiling and Monitoring - Community Profile

## Edineț, Republic of Moldova

October 2024

### Key Findings

- The most common household profile of those surveyed was single adults with dependents (31%), with an average household size of 2.35.
- Almost all respondents stated that they possessed legal status, with most holding temporary protection (77%). Only 1% stated that they were living without any legal status.
- Around one-third (32%) stated that they had at least one household member who had returned to Ukraine temporarily more than once since arriving in Moldova, with the majority (91%) having stayed less than 2 weeks. The primary purposes of return were to check on the situation, visit relatives/friends, obtain/renew documents, and check on property.
- Around one-third (29%) of households had at least one family member with a serious medical condition. 16% of households had at least one family member with a disability.
- While 39% of respondents stated that they were employed before leaving Ukraine, only 6% indicated being employed in Moldova, either in person or remotely, at the time of data collection. Around one-quarter of respondents cited family responsibilities as their primary activity.
- Positively, all households with school-age children reported that they had at least one child registered for education in Moldova schools.
- Almost all respondents (99%) indicated urgent needs, with material assistance being the most reported, followed by food and medical treatment/items. The main types of information needs reported by respondents was financial aid (90%), employment opportunities (52%), and medical care (24%).

### Context & Rationale

As of 29 September 2024, 1,186,845 refugees and third-country nationals (TCN) had arrived in the Republic of Moldova<sup>1</sup> from Ukraine since 24 February 2022.<sup>2</sup> While most continued westward to the EU, some 123,729 Ukrainian refugees and 10,475 TCN had chosen to remain in Moldova.<sup>3</sup>

To strengthen and promote evidence-based protection response, UNHCR and its partners in Moldova, DRC, Help Desk, Law Center for Advocates and REACH, have been implementing a **Protection Profiling and Monitoring** exercise since 2022.

Protection Profiling and Monitoring involves regular data collection and analysis about the profiles, protection risks and needs of refugees from Ukraine, monitoring changes over time.

#### Methodology:

**This assessment relied on a quantitative method approach, using non-probability sampling.**

Data collection was conducted, in the form of a **household-level survey using a structured questionnaire, between 2 July and 8 August 2024 in the Edineț raion, Moldova.**

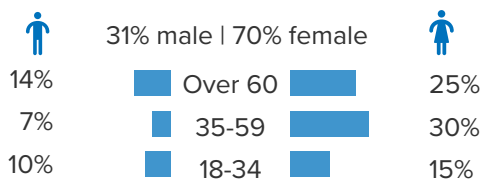
Overall, **104 surveys were conducted** in different locations, including at private accommodations, community/assistance/information points, Blue Dots, and RACs.

#### Limitations:

**Representativeness: All results are indicative.**

**Selection bias:** In the effort to randomize interviews, every third person encountered was selected. Nevertheless, the protection team visited private households and host communities of displaced persons from Ukraine to identify respondents, which might have introduced a selection bias.

### Respondents demographics<sup>4</sup>



**97%** of respondents have **Ukrainian citizenship**

**92%** of respondents reported **Russian as one of the primarily spoken languages** in their home

Unless the sample size is specified, percentages were calculated based on a **sample of 104**.

<sup>1</sup> Henceforth referred to as "Moldova".

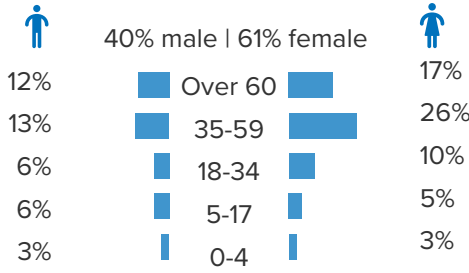
<sup>2</sup> UNHCR, *Ukraine Refugee Situation*, accessed on 28 October 2024.

<sup>3</sup> UNHCR, *Country - Republic of Moldova*, accessed on 28 October 2024.

<sup>4</sup> Results do not add up to 100% due to rounding up.

## HOUSEHOLD CHARACTERISTICS

**Households' composition** (244 individuals among the 104 household surveyed<sup>5</sup>)

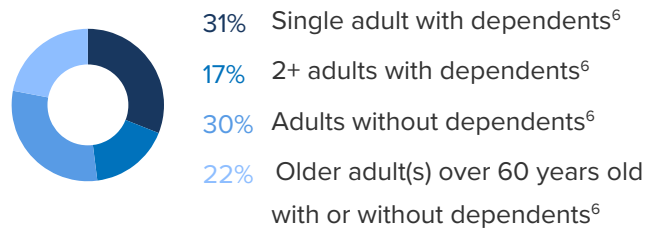


**Average household size: 2.35**

### Family separation

**72%** of respondents have immediate family members who **remained in Ukraine**

### Household type



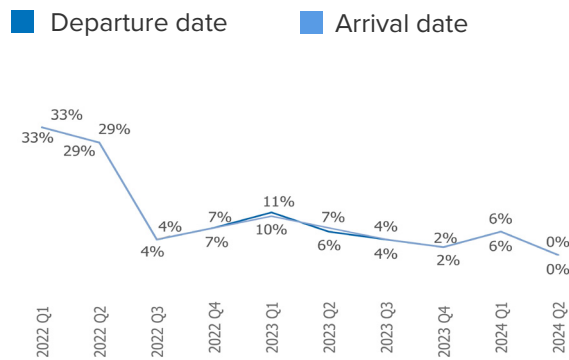
### Specific needs

**29%** of households have at least one family member with **serious medical conditions**

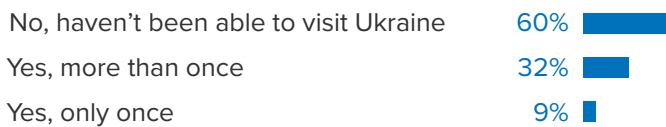
**16%** of households have at least one family member with a **disability**

## DISPLACEMENT PATTERNS


**Reported first departure date from Ukraine and arrival date to host country, by quarter<sup>5</sup>**



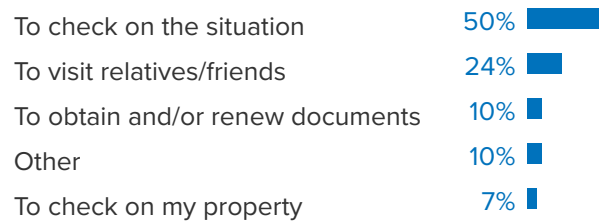
**Households who reported at least one member who visited Ukraine after February 24, 2022<sup>5</sup>**



**Duration of stay in Ukraine during most recent visit among those who reported having visited Ukraine (n=42)**



**Top 5 main reasons for going back to Ukraine for the last visit prior to data collection (n=42)<sup>7</sup>**



## DOCUMENTATION

Only **one** household reported needing to register changes in family composition since departing Ukraine, and this household was able to complete the registration in the host country.<sup>8</sup>

**No households** reported **needing to replace documentation** since departing Ukraine

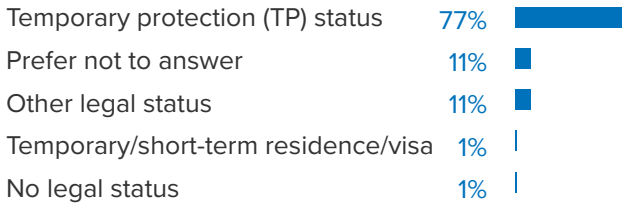
<sup>5</sup> Results do not add up to 100% due to rounding up.

<sup>6</sup> Dependents refer to individuals who are either under 18 years old or over 60 years of age, and who rely on external support to sustain their daily activities and well-being.

<sup>7</sup> Multiple answers could be selected, therefore the sum of values may exceed 100%.

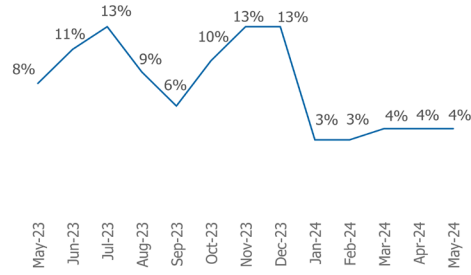
<sup>8</sup> As the subset for this indicator is below 30 households, figures are reported as numbers and should be considered as indicative.

### Legal status of respondents in the host country at time of data collection<sup>9</sup>



**3** out of **13** respondents without TP status stated that they did not meet the eligibility criteria

### Timeline of applications for temporary protection, by month (n=79)<sup>9</sup>



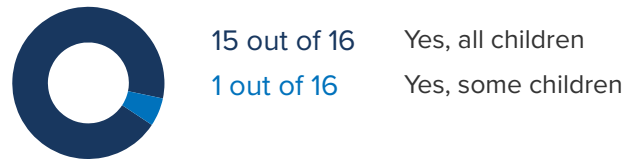
## SITUATION IN HOST COUNTRY AND URGENT NEEDS

### Households who reported having a rental contract with landlord among those renting accommodation (n=6)<sup>10</sup>



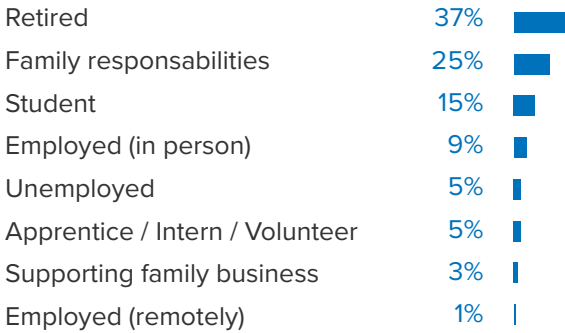
**86%** of the respondents (n=96) stated that they have **no specific time limit for staying in their current accommodation**

### Households with school-age children who reported their children to be registered for education in the host country (n=16)<sup>10</sup>



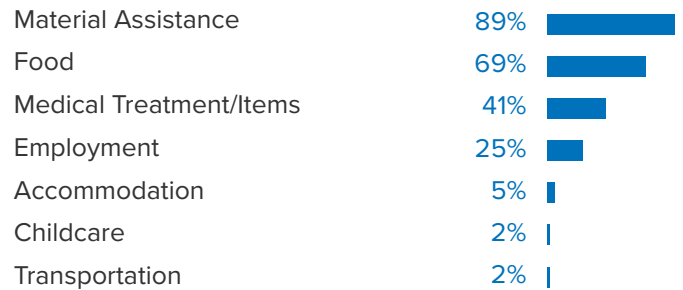
The household (n=1) that reported not all children were registered for education in the host country **indicated the reason was their preference for online learning/ the Ukrainian curriculum**<sup>10,11</sup>

### Main activity of respondents at time of data collection



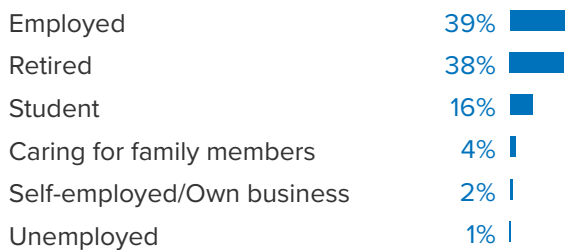
**7** out of **10** respondents who are employed stated that they do not have an employment contract<sup>10</sup>

### Most reported urgent needs at time of data collection<sup>11</sup>

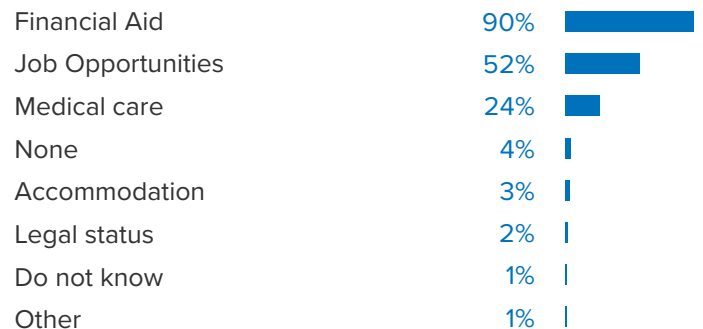


**99%** of respondents have at least one urgent need

### Main activity or occupation of respondents prior to leaving Ukraine



### Most required type of information at time of data collection<sup>11</sup>



<sup>9</sup> Results do not add up to 100% due to rounding up.

<sup>10</sup> As the subset for this indicator is below 30 households, figures are reported as numbers and should be considered as indicative.

<sup>11</sup> Multiple answers could be selected, therefore the sum of values may exceed 100%.