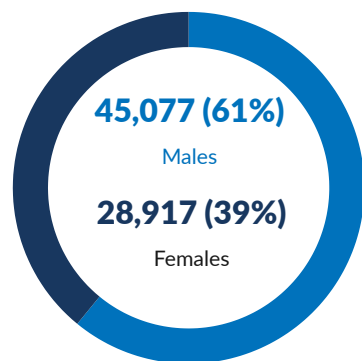
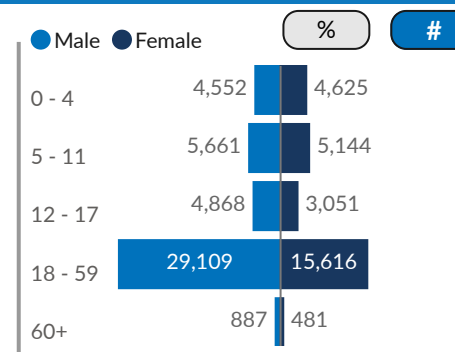


Legal Status: All  
Urban or DC: All  
Gender: All  
Mantika: All



**15,081 (20%)** Boys  
**29,109 (39%)** Men  
**19,804 (27%)** Single Males  
**887 (1%)** Elderly Men (60+)

**12,820 (17%)** Girls  
**15,616 (21%)** Women  
**2,120 (3%)** Single Females  
**481 (1%)** Elderly Women (60+)



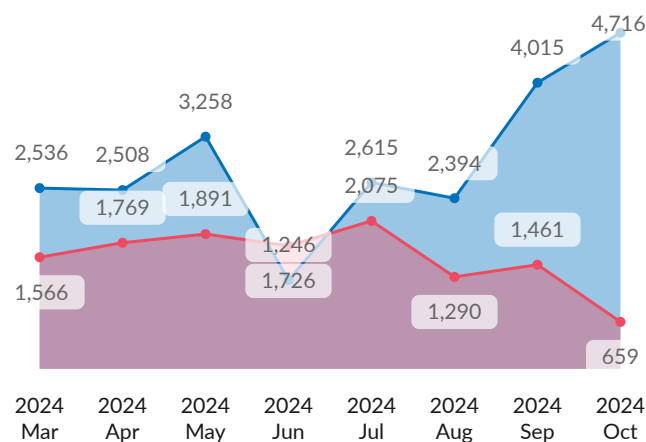
**Place of Residence**

| Mantika            | # of Individuals | % of Individuals |
|--------------------|------------------|------------------|
| Tripoli            | 34,617           | 46.78%           |
| Aljfara            | 17,433           | 23.56%           |
| Misrata            | 5,153            | 6.96%            |
| Unknown            | 4,342            | 5.87%            |
| Azzawya            | 3,969            | 5.36%            |
| Almargeb           | 2,416            | 3.27%            |
| Zwara              | 1,998            | 2.70%            |
| Benghazi           | 1,594            | 2.15%            |
| Al Jabal Al Gharbi | 639              | 0.86%            |
| Al Jabal Al Akhdar | 275              | 0.37%            |
| Sebha              | 274              | 0.37%            |
| Ejdabia            | 272              | 0.37%            |
| Tobruk             | 221              | 0.30%            |
| Sirt               | 148              | 0.20%            |
| Almarj             | 146              | 0.20%            |
| Nalut              | 120              | 0.16%            |
| Wadi Ashshati      | 116              | 0.16%            |
| Murzuq             | 74               | 0.10%            |
| Derna              | 71               | 0.10%            |
| Aljufra            | 46               | 0.06%            |
| Alkufra            | 37               | 0.05%            |
| Ubari              | 33               | 0.04%            |

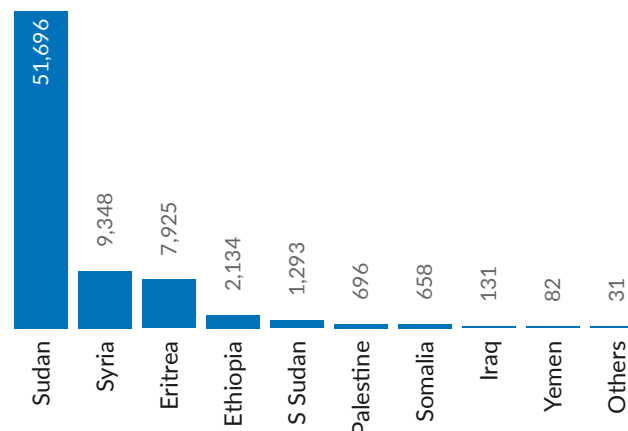
**New Registration / Closure**

● New Registration ● Closure

Refugee Trends

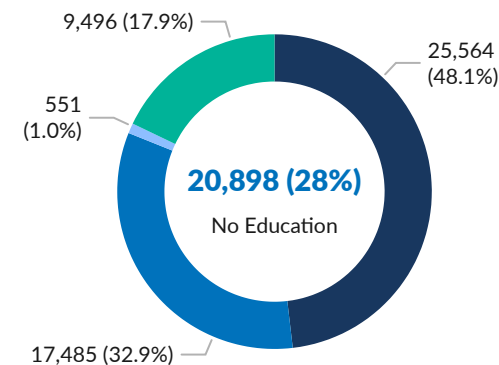


**Nationality**



**Education level in the country of origin**

● High School ● Primary ● Technical ● University

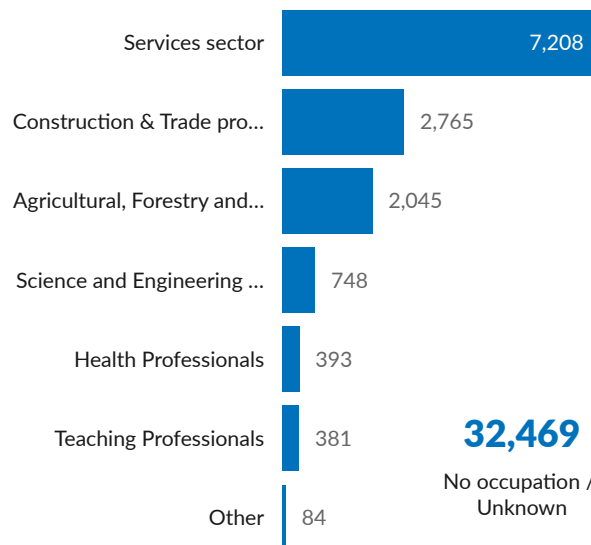


**Specific Needs Categories**

| Categories                                   | Individuals | % Value |
|--|-------------|---------|
| Child at risk                                | 9,527       | 11.70%  |
| Disability                                   | 1,219       | 1.50%   |
| Family unity                                 | 1,214       | 1.49%   |
| Older person at risk                         | 338         | 0.42%   |
| Serious medical condition                    | 8,356       | 10.26%  |
| SGBV   | 1,970       | 2.42%   |
| Single parent                                | 1,766       | 2.17%   |
| Specific legal and physical protection needs | 49,285      | 60.54%  |
| Torture                                      | 1,620       | 1.99%   |
| Unaccompanied or separated child             | 1,931       | 2.37%   |
| Woman at risk                                | 4,178       | 5.13%   |

\* Specific needs categories can only be filtered by Nationality

**Occupation in the country of origin**



\* data contains only adult population

Map Flow



© 2024 TomTom, © 2024 Microsoft Corporation, © OpenStreetMap