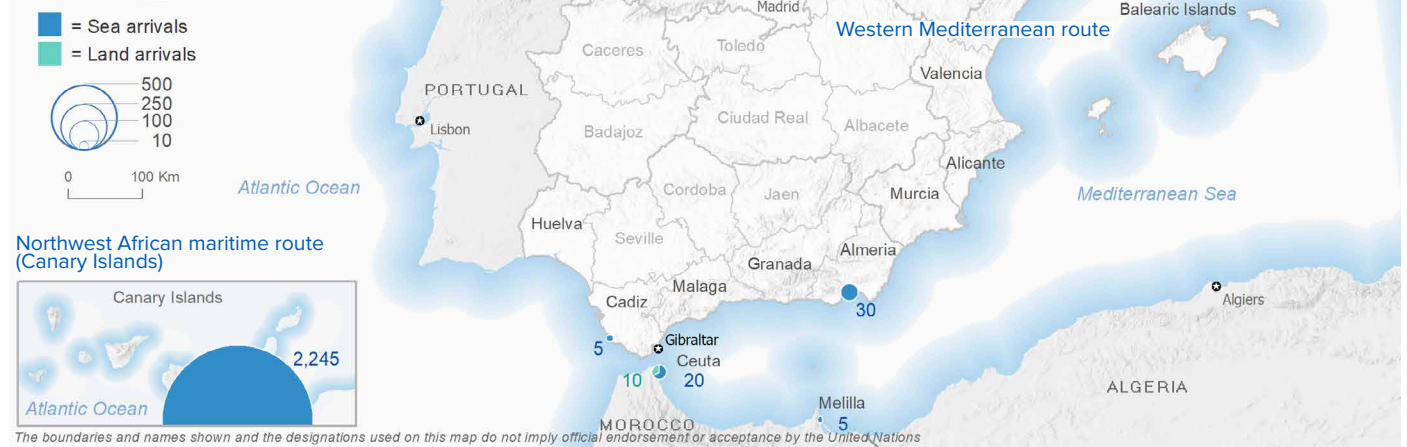


# SPAIN Weekly snapshot - Week 44 (28 Oct - 3 Nov 2024)

The charts below are based on figures from the Ministry of Interior and UNHCR estimates. All figures are provisional and subject to change

## Refugees & migrants: sea and land arrivals in week 44<sup>1</sup>



### Arrivals in Spain

**49,582**  
 Arrivals as of 3 Nov 2024<sup>2</sup>  
+9%  
 Dif. 2023

**49,189**  
 Sea Arrivals<sup>2</sup>  
 Dif. 2023: +10%

**393**  
 Land Arrivals<sup>2</sup>  
 Dif. 2023: -10%

**2,317**  
 Arrivals Week 44<sup>1</sup>  
 Dif. last week: +225%  
 Dif. 2023: -20%

### Western Mediterranean

**13,407**  
 Arrivals as of 3 Nov 2024<sup>2</sup>  
-5%  
 Dif. 2023

**13,014**  
 Sea Arrivals<sup>2</sup>  
 Dif. 2023: -5%

**393**  
 Land Arrivals<sup>2</sup>  
 Dif. 2023: -10%

**70**  
 Arrivals Week 44<sup>1</sup>  
 Dif. last week: -87%  
 Dif. 2023: -84%

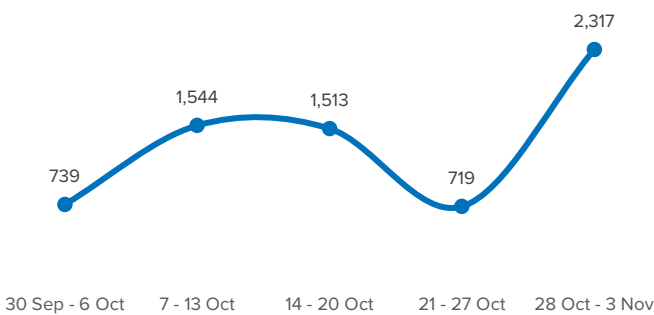
### Northwest African maritime (Canary Islands)

**36,175**  
 Arrivals as of 3 Nov 2024<sup>2</sup>  
+16%  
 Dif. 2023

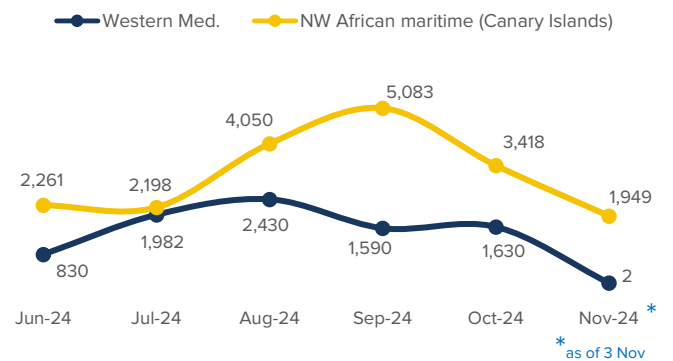
**36,175**  
 Sea Arrivals<sup>2</sup>  
 Dif. 2023: +16%

**2,247**  
 Arrivals Week 44<sup>1</sup>  
 Dif. last week: +1,911%  
 Dif. 2023: -10%

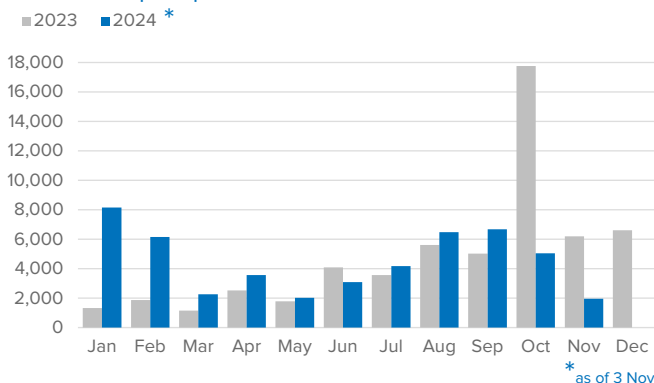
## Arrivals in Spain during the last five weeks<sup>1</sup>



## Arrivals in Spain by route during the last six months<sup>2</sup>



## Arrivals in Spain per month<sup>2</sup>



## Arrivals in Spain per year<sup>2</sup>

