I. Refugees and Asylum Seekers in urban areas

Key Figures

6 567 Refugees and Asylum Seekers

5270 Refugees and Asylum Seekers biométrically registered

6 144 Registered Refugees

423 Asylum Seekers

Age and Gender of Refugee Population

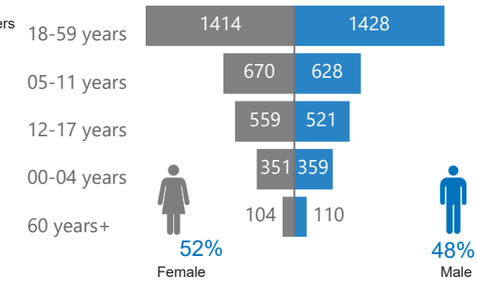

Age and Gender of Asylum Seekers

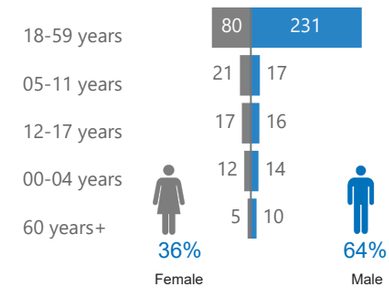

Urbans Asylum Seekers by location

Location	F	M	Total
Bukavu	2	3	5
Goma	20	17	37
Kinshasa	45	61	106
Lubumbashi	68	207	275
Total	**135**	**288**	**423**

Number of Cires	Total
Bukavu	691
Goma	1266
Kinshasa	781
Lubumbashi	2321
Total	**5059**

Urbans Refugees by location

Location	F	M	Total
Bukavu	675	619	1294
Goma	1094	965	2059
Kinshasa	553	552	1105
Lubumbashi	776	910	1686
Total	**3098**	**3046**	**6144**

Urbans Asylum seekers by country of origin

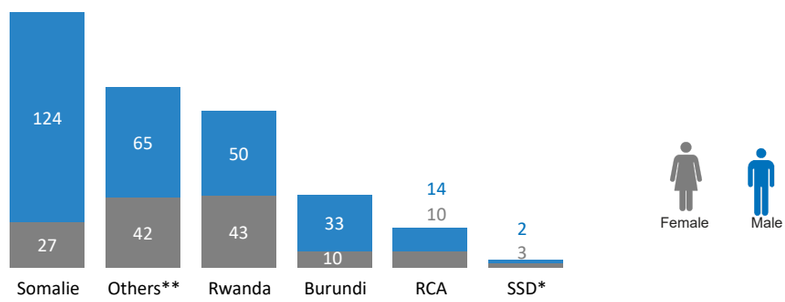

**Syrie(28), Angola(26), République du Congo,(9), Cameroun(5),..

Urbans refugees Profile

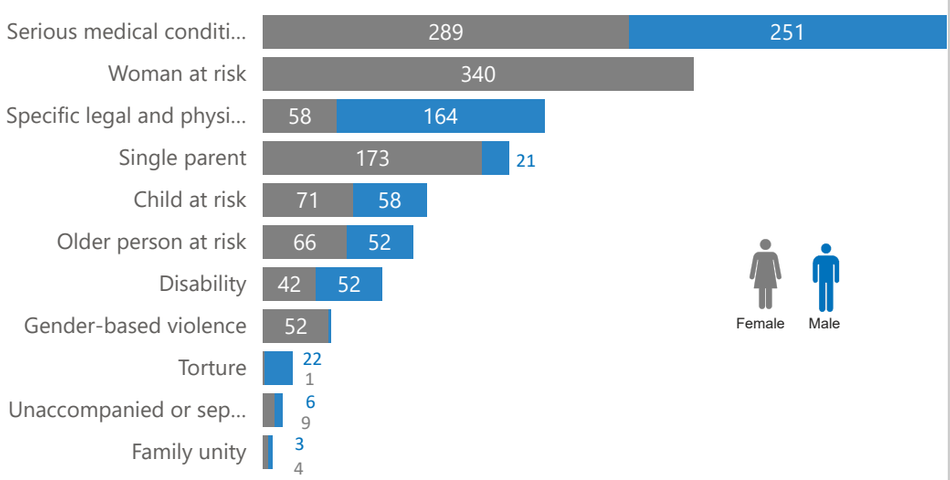

Individually recognized refugees living in the cities of Goma, Kinshasa, Lubumbashi and Bukavu are considered urban refugees in the DRCongo. Continuous registration is carried out in these areas. They are all in possession of identity documents issued by the government with UNHCR support.

Urbans Refugees by location by country of origin

Location	F	M	Tot
Bukavu	**675**	**619**	**1294**
Burundi	133	156	289
Rwanda	542	463	1005
Goma	**1094**	**965**	**2059**
Burundi	358	302	660
Ouganda	4	1	5
Rwanda	732	662	1394
Kinshasa	**553**	**552**	**1105**
Angola	71	66	137
Burundi	32	28	60
Congo	59	79	138
Erithrée	4	4	8
IND		1	1
Liberia	3	2	5
Ouganda	7	11	18
RCA	217	217	434
Rwanda	123	112	235
Sierra Leonne		1	1
SSD	32	26	58
SUD	1	3	4
Syrie	1		1
Tchad	3	2	5
Lubumbashi	**776**	**910**	**1686**
Angola	0	0	0
Burundi	413	517	930
Congo	0	0	0
Cote d'ivoire	5	4	9
RCA	1	4	5
Rwanda	343	366	709
Somalie	7	8	15
Syrie	7	11	18
Total	**3098**	**3046**	**6144**

SSD: South Sudan

SUD: Sudan

RCA: Central African Republic

II. Central African Refugees and Asylum Seekers

Key Figures

206 713 Refugees and Asylum Seekers

150 339 Refugees and Asylum Seekers biometrically registered

206 647 Registered Refugees

66 Asylum Seekers

Age and Gender of Refugee Population

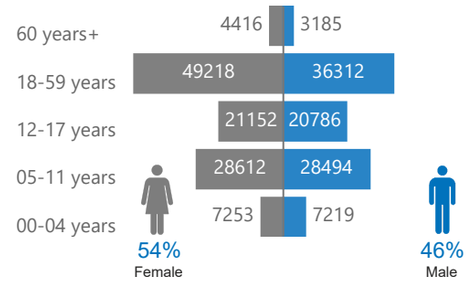

Age and Gender of Asylum Seekers

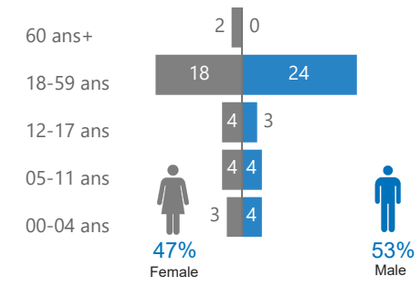

Central African Refugee Population by Type of Location

Rural	In settlements	Urban
155 811	50 397	439
75.4%	24.4%	0.2%

Central african Refugee in settlements

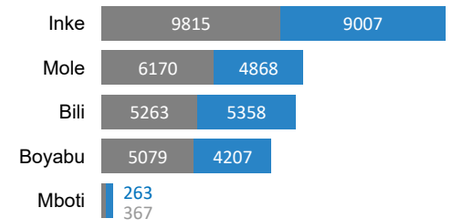

Refugees in the developpement pole

Location	F	M	Total
Modale	3445	2991	6436
nzakara	4805	3931	8736
sidi	2129	2042	4171
wenze	3260	2369	5629
Total	**13639**	**11333**	**24972**

Locations of Central African Refugee Population in DRC

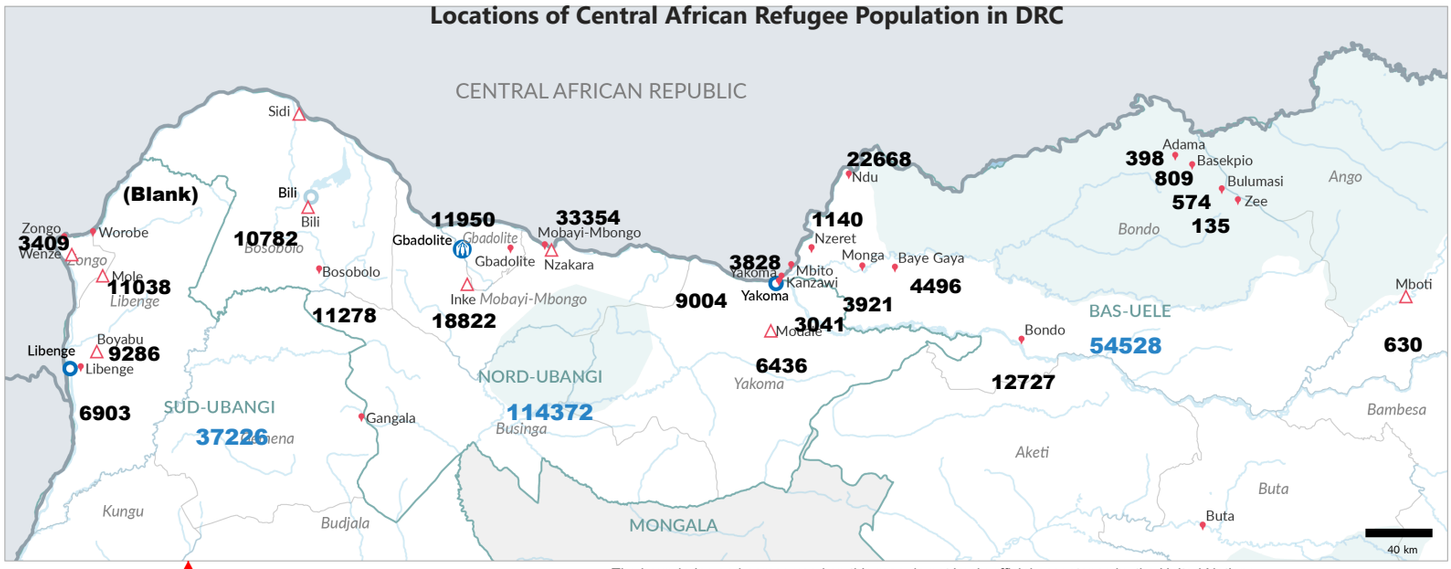

The boundaries and names used on this map do not imply official acceptance by the United Nations.

- Refugee Location
- Refugee Settlement
- UNHCR Sub-Office
- UNHCR Field-Office
- UNHCR Field-Unit
- International Boundary
- Provincial Border
- Other Countries
- Park
- Territorial Border

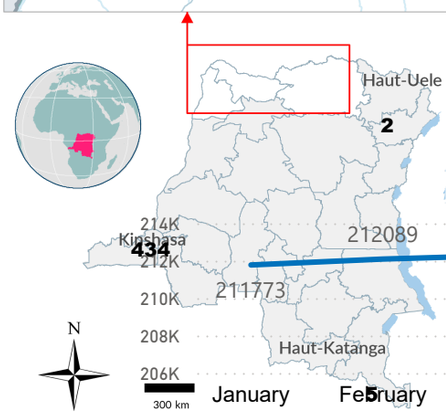

Central African Refugee Population Trend (2024)

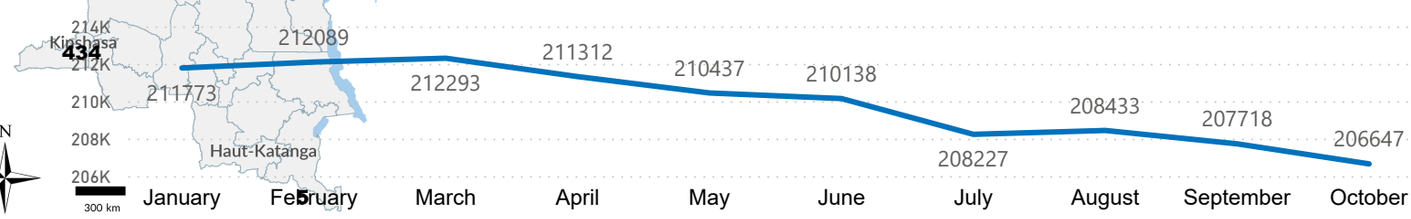

Comments about the figures of Central African refugees

206,713 Central African refugees and asylum seekers in DRC as at 31/10/2024, i.e. **206,647** refugees and **66** asylum seekers with identity documents issued by the government with UNHCR support. This represents a decrease of 0.5% compared with september 2024, following repatriation activities during the month.

III. South Sudanese Refugees and Asylum Seekers

Key Figures

56 003 Reugees and Asylum Seekers

32 697 Refugees and Asylum Seekers biometrically registered

55 775 Registered Refugees

228 Asylum Seekers

Age and Gender of Refugee Population

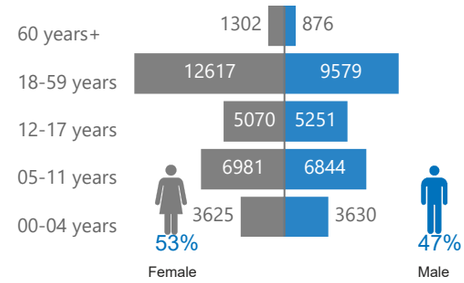

Age and Gender of Asylum Seekers

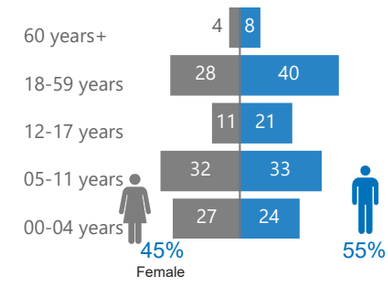

South Sudanese Refugee Population by Type of Location

Rural	In settlements	Urban
19 711	36 006	58
35.34%	64.56%	0.1%

South Sudanese Refugee in settlements

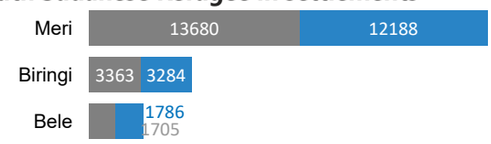

South Sudanese Urban refugee

Location	F	M	Total
Kinshasa	32	26	58
Total	**32**	**26**	**58**

Location of South Sudanese Refugees in DRC

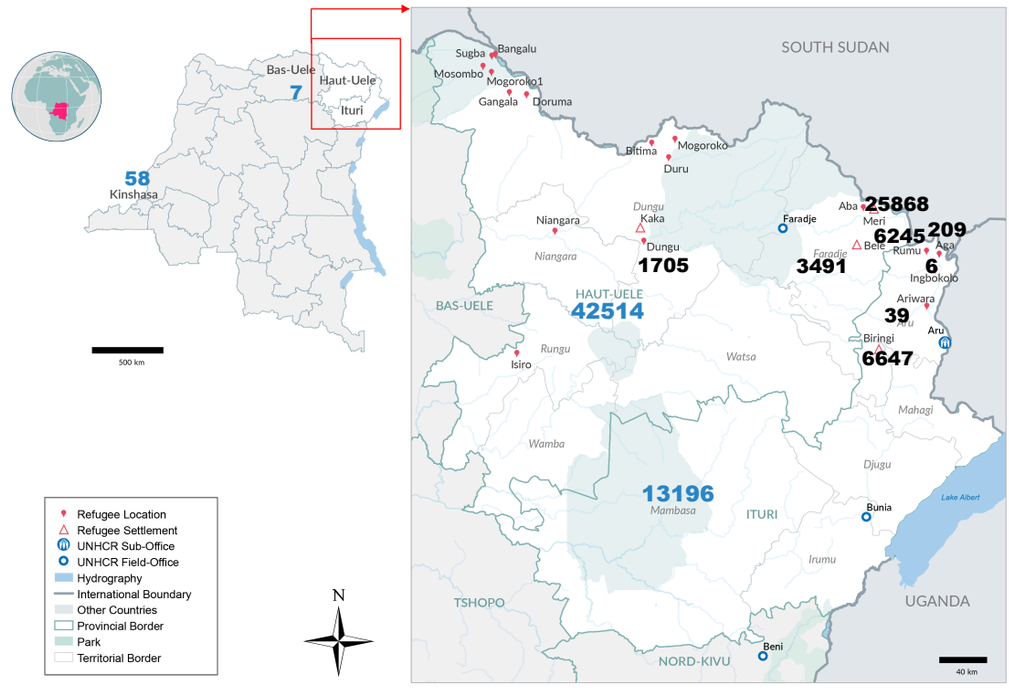

The boundaries and names used on this map do not imply official acceptance by the United Nations.

South Sudanese Refugee Population Trend (2024)

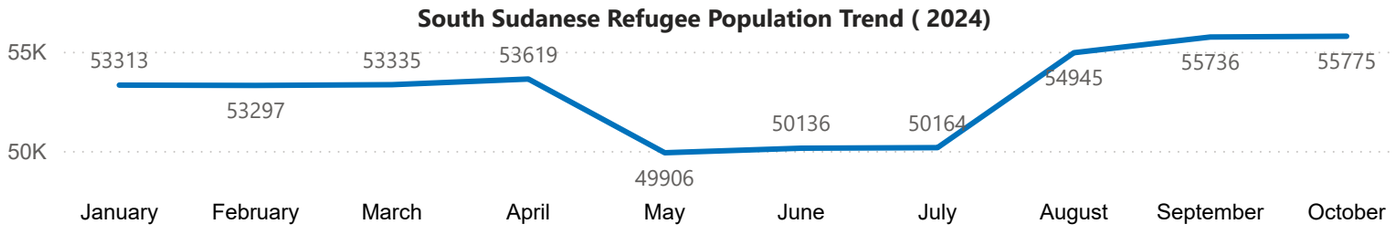

Comments about the figures of South Sudanese refugees

As at 31/10/2024, there were **56,003** South Sudanese refugees and asylum seekers in the DRC with identity documents issued by the government with the support of the UNHCR. There was a 0.07% increase in the number of refugeess observed for refugees after routine registration activities.

IV. Burundian Refugees and Asylum Seekers

Key Figures

50 870 Refugees and Asylum Seekers

33 465 Refugees and Asylum Seekers biométrically registered

50 814 Registered Refugees

56 Asylum Seekers

Age and Gender of Refugee Population

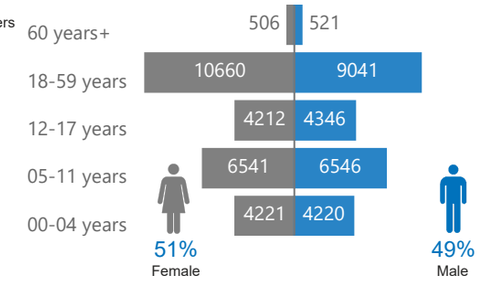

Age and Gender of Asylum Seekers

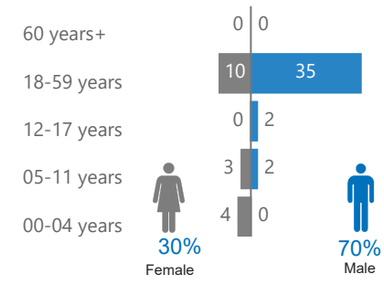

Burundian Refugee Population by Type of Location

Rural	In settlements	Urban
9 413	39 462	1 939
18.52%	77.66%	3.82%

Burundian Refugee in settlements

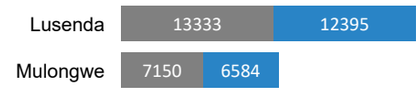

Burudian Urban refugee

Location	F	M
Lubumbashi	413	517
Goma	358	302
Bukavu	133	156
Kinshasa	32	28
Total	**936**	**1003**

Location of Burundian Refugees in DRC

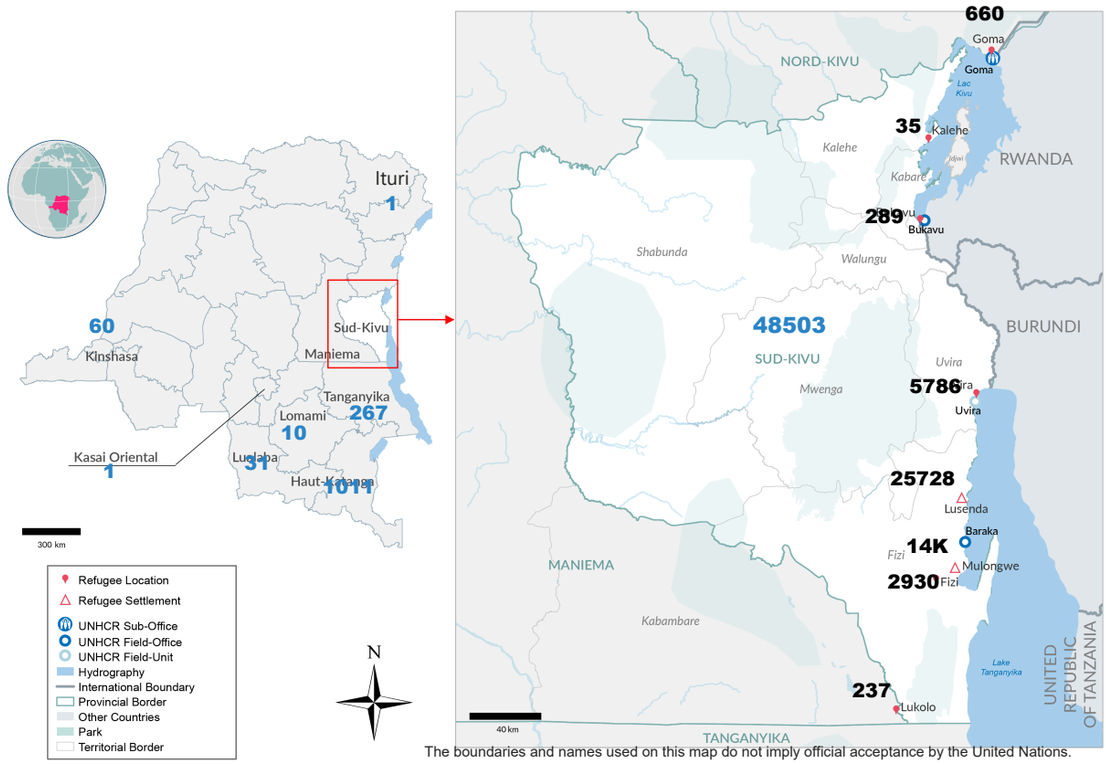

The boundaries and names used on this map do not imply official acceptance by the United Nations.

Burundian Refugee Population Trend (2024)

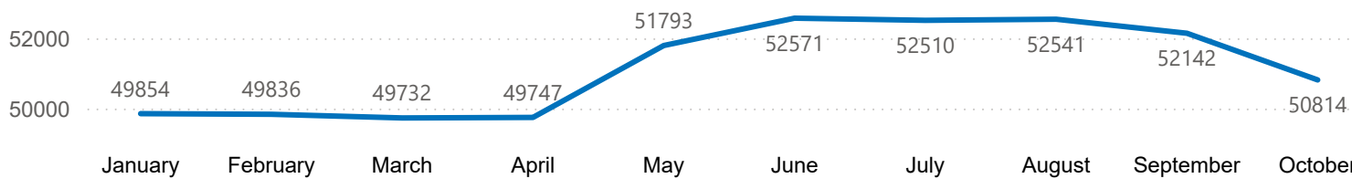

Comments about the figures of Burundian refugees

50,870 Burundian refugees and asylum seekers in the DRC as at 31/10/2024, including **50,814** refugees and **56** asylum seekers. This represents an 8% decrease on September, due to the verification of refugees by SO-Kalemie and routine activities at the Mulongwe site. All refugees and asylum seekers hold identity documents issued by the government with technical support from UNHCR.

V. Rwandese Refugees and Asylum Seekers

Key Figures

205 303 Refugees and Asylum Seekers

74 627 Refugees and Asylum Seekers biométrically registered

205 161 Registered Refugees

142 Asylum Seekers

Age and Gender of Refugee Population

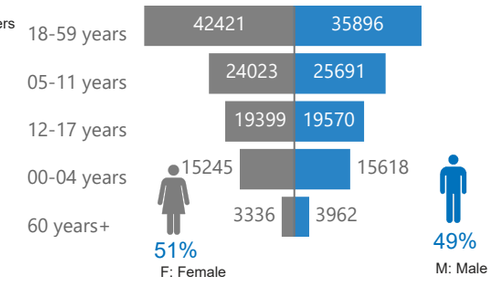

Age and Gender of Asylum Seekers

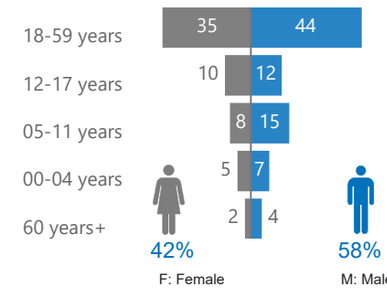

Rwandese Refugee Population by Type of Location

Rural	Urban
201 818	3 343
98.37%	1.63%

Refugee rwandese in province

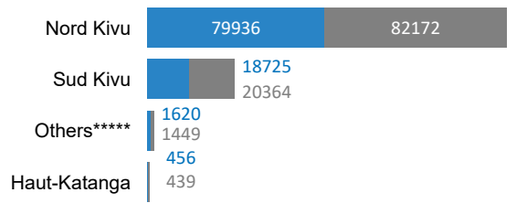

Rwandese Urban refugee

Localisation	F	M
Bukavu	542	463
Goma	732	662
Kinshasa	123	112
Lubumbashi	343	366
Total	**1740**	**1603**

Location of rwandese Refugees in DRC

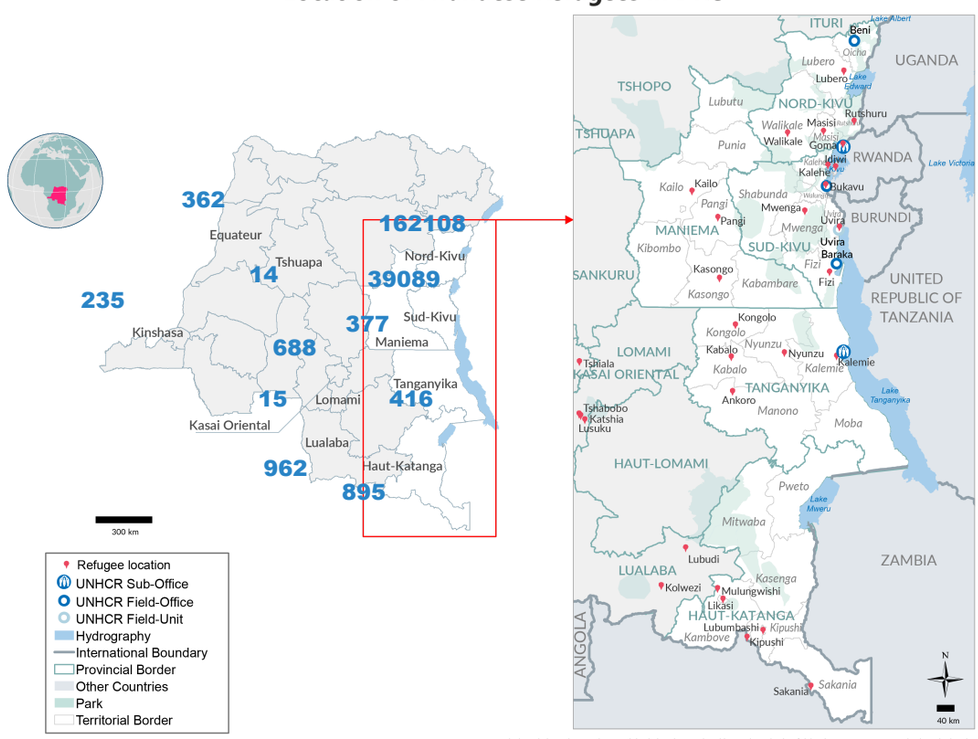

Rwandese Refugee Population Trend (2024)

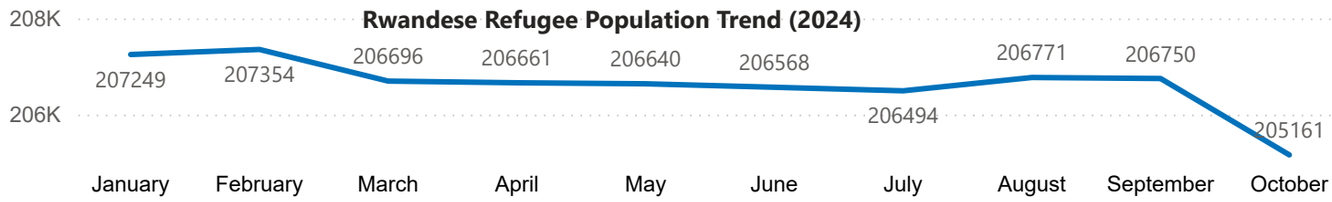

Comments about the figures of rwandese refugees

The presence of armed groups, military operations and inaccessibility in areas with a high concentration of refugees have made it difficult to finalize the registration of Rwandan refugees in the provinces of North and South Kivu. Ongoing registration is effective in accessible areas. The same applies to the repatriation of Rwandan refugees continues. Since the beginning of 2024, **1063** Rwandans have been repatriated voluntary to their country.