

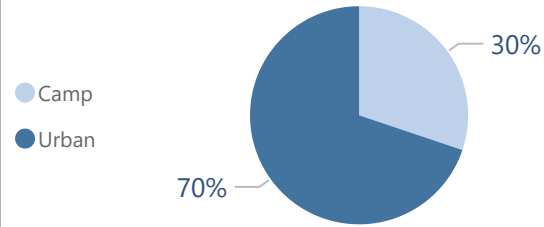
**Total Individuals**  
**301,494**

**Total Households**  
**105,237**

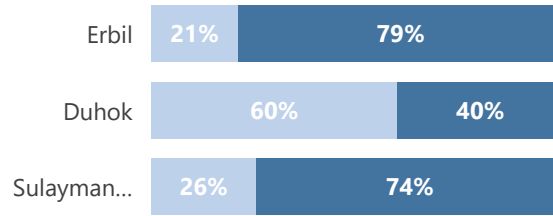
# Population Profile - Breakdown Overview - Syrian Refugees Registration

**November 2024**

## Camp and Urban Population

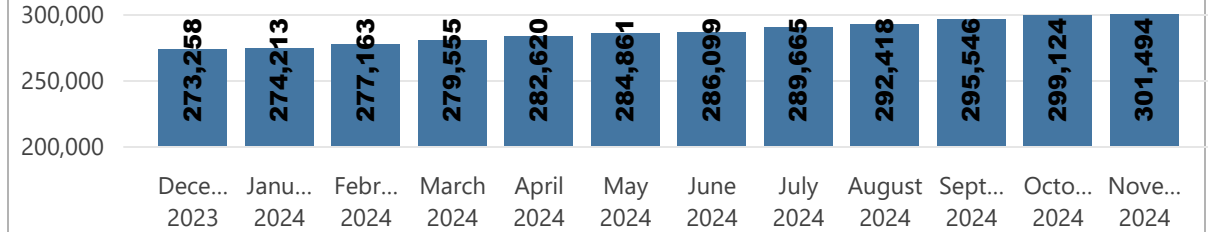


● Camp  
● Urban



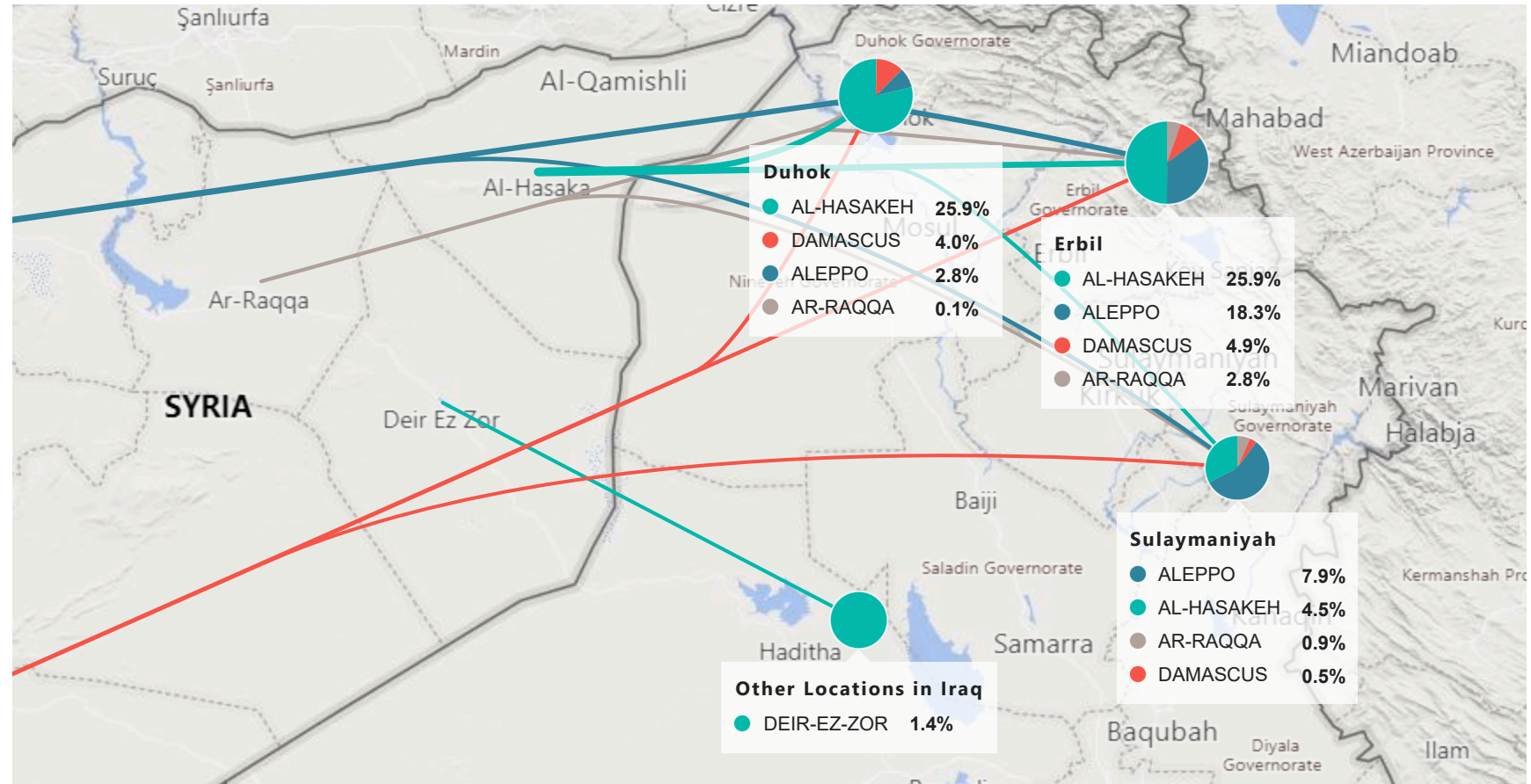
● Camp  
● Urban

## Population Trend



Governorate	Individuals	Household	% of Total
<b>Erbil</b>	<b>143,533</b>	<b>43,435</b>	<b>47.61%</b>
Erbil Urban	113,153	36,629	37.53%
Darashakran Camp	11,824	2,573	3.92%
Qushtapa Camp	8,580	1,955	2.85%
Kawergosk Camp	8,142	1,874	2.70%
Basirma Camp	1,834	404	0.61%
<b>Duhok</b>	<b>85,143</b>	<b>21,477</b>	<b>28.24%</b>
Duhok Urban	34,140	10,407	11.32%
Domiz Camp	28,467	6,165	9.44%
Gawilan Camp	11,526	2,547	3.82%
Domiz Camp 2	10,086	2,143	3.35%
Akre Settlement	922	215	0.31%
Bardarash Camp	2	0	0.00%
<b>Sulaymaniyah</b>	<b>37,234</b>	<b>12,105</b>	<b>12.35%</b>
Sulaymaniyah Urban	27,677	9,865	9.18%
Arbat Camp	9,557	2,240	3.17%
<b>Other</b>	<b>35,584</b>	<b>28,220</b>	<b>11.80%</b>
Other Urban Locations	35,584	28,220	11.80%
<b>Total</b>	<b>301,494</b>	<b>105,237</b>	<b>100.00%</b>

## Syrian Refugees Registered in Iraq



● Al-Hasakeh, Deir-ez-Zor ● Aleppo ● Damascus ● Ar-Raqqa