Livelihood & Resilience Dashboard

Uganda Refugee Response Plan (RRP) 2024 - 2025

Quarter 3
July - September

Quarter
Q3 2024

Overview of the sector and narrative

The Sector Overview:

The objective of the livelihoods and resilience sector is to ensure refugees and host communities attain self-reliance and resilience and live peacefully with their host communities in a conducive environment for sustainable livelihoods. In line with this, partners are advancing refugee economic inclusion by supporting access to arable land for agricultural production, performing land opening operations, providing agricultural inputs, and providing training in good agricultural practices for refugees and host communities. Partners also implemented activities including financial literacy training, linkages to formal financial institutions, business management training, formation of groups/cooperatives and short-term employment-through cash for work, though on a reduced scale compared to quarter one and two. The sector aims at supporting partners to extend livelihood interventions to forcibly displaced and stateless persons and their host communities through creating a conducive and enabling environment that will translate into income and jobs for refugees and host communities. During the third quarter of 2024, partners contributed to the pre – test of the self-reliance measurement tool in Rwamwanja settlement from 30th September to 4th October 2024. The insights gained from the pretest will contribute to the refinement of the Self-Reliance Measurement tool, ensuring that it is better equipped to capture detailed realities of refugee and host-community households. Partner reporting saw improvement, with 62 partners submitting reports for Quarter three, up from 53 in quarter two.

The Result Analysis:

By the end of Quarter 3, the number of formal land agreements signed with landlords across the 13 settlements rose to 1,165, an increase from 937 agreements reported in Quarter 2. These agreements aim to ensure refugees have access to arable land under transparent, socially accepted with mutual benefits for all parties, and legally binding terms, reducing the risk of exploitation associated with informal arrangements. Additionally, the total acreage of arable land accessed by refugees, with government support, grew significantly from 3,291 acres in Quarter 2 to 8,247 acres in Quarter 3, reflecting a 150% increase. This expansion was made possible as partners helped refugees and host community households prepare for the second planting season. By the end of Quarter 3, a total of 10,547 households received emergency livelihoods support, including planting materials, assorted seeds, farm tools, and animal health kits. Furthermore, 18,619 households benefited from various livelihood support initiatives, such as skills development, market linkages, productive asset assistance, and coaching. Training initiatives also made significant strides, with 49,828 individuals trained in climate-smart agriculture, 77,758 individuals trained in good agronomic practices, and 25,725 individuals trained in leadership and group management skills. These efforts were designed to ensure refugee participation in value chain development and graduation initiatives. Lastly, in efforts to increase access to decent work opportunities, 1,489 graduates in trades including hospitality, motor vehicle mechanics and metal works and fabrication, a 25% increase from previous reports, were successfully linked to employers.

The Key Challenges/Opportunities:

Despite the efforts to enhance refugee self-reliance, food insecurity remains a challenge as about 68% of refugee households were reported to be food insecure. The impacts of climate change continue to affect crop production across all settlements, with West Nile being the worst affected resulting in poor crop yield. By the end of 3rd quarter, the sector funding stood at USD 40 million, which is 25% of the USD 162 million, the total required for livelihoods projects in 2024. The expected impact of the reduced funding is that there is a risk of reversal of the gains made in self-reliance. Skills training for youth is falling significantly short of the annual GRF commitment targets, with only 8,087 (57%) out of the targeted 14,250 youth receiving market-based skills training by the end of quarter three.

The Sector Priorities:

Strengthening livelihood beneficiaries' data recording, to improve program design, targeting, and to reduce duplication of efforts through improved beneficiary data coordination. Pre-test of the self-reliance measurement index tool in the 13 settlements and in Kampala, before its launch in early 2025. The sector will continue advocating for multi-year funding, strengthen thematic coordination, including sharing of good practices and lessons learned, around key sector priorities of graduation, value chains, market systems development, and skills development, entrepreneurship, and employment linkages at both national and settlement level. Increasing refugee access to arable land remains a priority for the sector, with ongoing advocacy efforts directed at the government. The sector will continue to mobilize partners to align activities in line with the Jobs & Livelihoods integrated response plan. Sector activities will also be geared towards the GRF 2023 commitments and tracking matching pledges.

Key Indicators

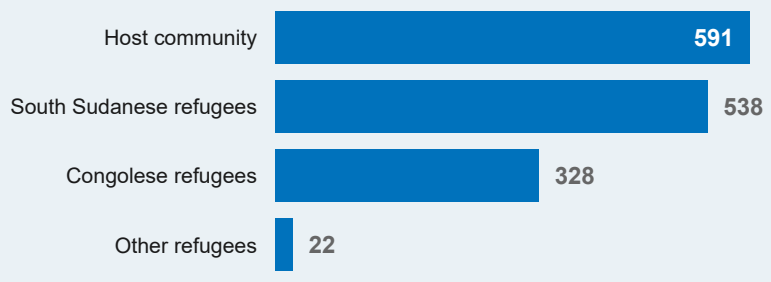

Credit and saving groups formed

1,422

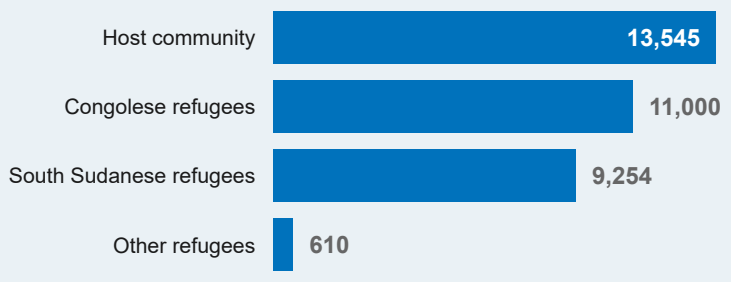

Individuals trained on business management skills

34,409

Achievements data: ActivityInfo **Author:** UNHCR Representation in Uganda **Feedback:** ugakaimug@unhcr.org **For more info:** https://data.unhcr.org/en/country/uga
Sector Contacts: Paul Mwirichia (WVI) paul_mwirichia@wvi.org, +256787342494
Md Arifur Rahman(UNHCR) rahman@unhcr.org
Published : November 2024

Livelihood & Resilience Dashboard

Uganda Refugee Response Plan (RRP) 2024 - 2025

Quarter 3

July - September

Quarter

Q3 2024

Key Indicators

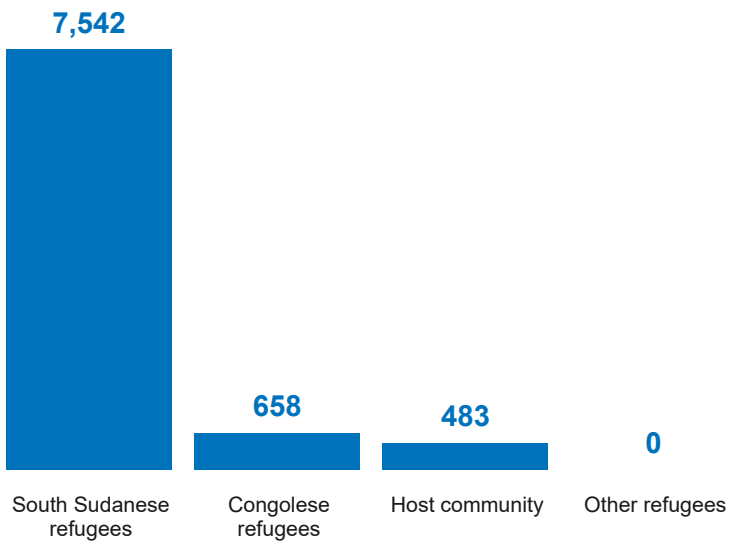

Acres of land accessed by refugees and host community (HC)

8,683

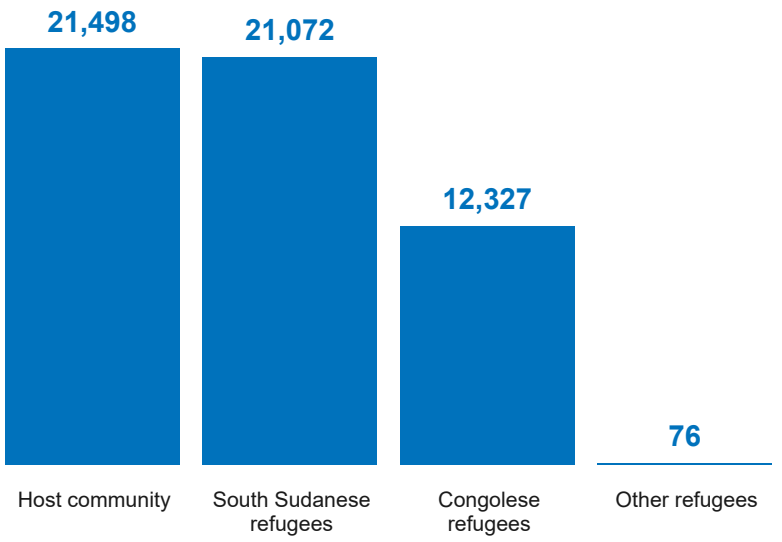

Individuals receiving climate smart agriculture training support

54,973

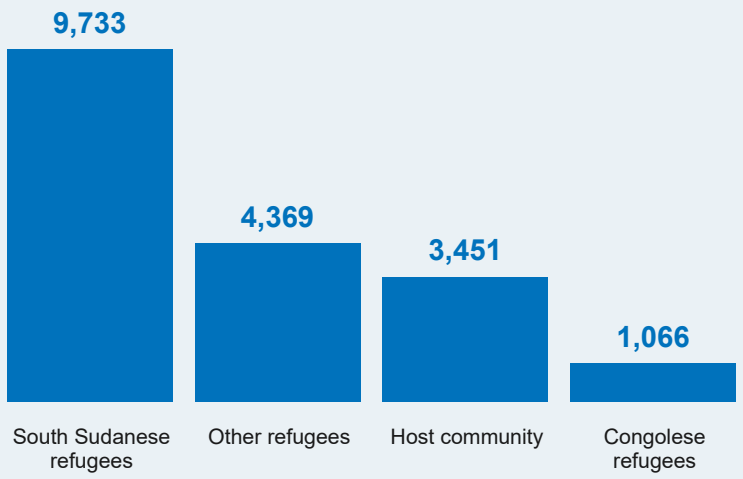

Households having received livelihood support

Note: *This consists of those households having received cash grant for productive assets and mechanics tools in in-kind*

18,619

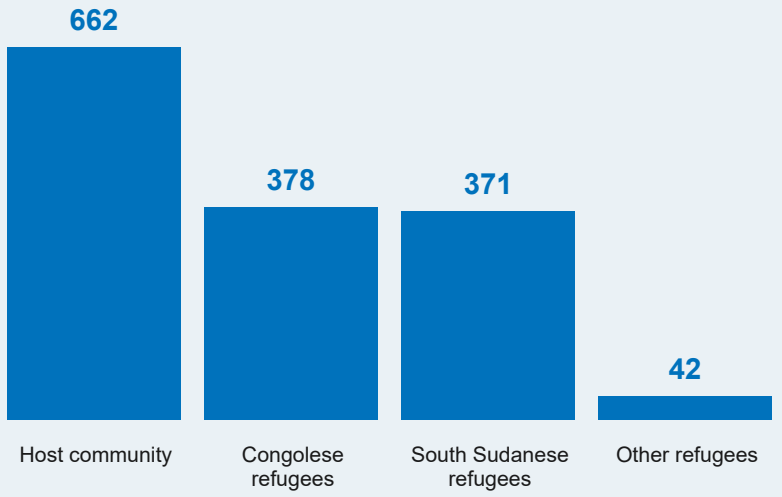

Farmer associations formed

1,453

Achievements data: ActivityInfo **Author:** UNHCR Representation in Uganda **Feedback:** ugakaimug@unhcr.org **For more info:** https://data.unhcr.org/en/country/uga

Sector Contacts: Paul Mwirichia (WVI) paul_mwirichia@wvi.org, +256787342494
Md Arifur Rahman(UNHCR) rahman@unhcr.org

Published : November 2024

Livelihood & Resilience Dashboard

Uganda Refugee Response Plan (RRP) 2024 - 2025

Quarter 3

July - September

Quarter: Q3 2024

Outcome 1 : PoC in refugee hosting districts generate sufficient agricultural surplus to attain self-reliance

Indicator	*Actual*	*Target/Standard ('23)*	*Actual*	*Gap*
Households receiving emergency livelihood support				
- Congolese Recfugees	**2,612**	**N/A**	**100%**	
- South Sudanese Refugees	**7107**	**N/A**	**100%**	
- Host Community	**2,803**	**N/A**	**100%**	

Funding

$162M

Total Requirement

40M — 122M

Received **25%** Gap **75%**

Partners

Partners	Partners	Partners	Partners	Partners	Partners	Partners
ACAV	BRAC	CESVI	FRC	JRS	RGF	URCS
ACF	BSU	ChildVoice	GF	Kulika	RICE-WN	URDMC
ADRA	C&D	COVOID	GNIU	LWF	SCI	VE
AFARD	CAF	CRS	HFU	MC	SeedEffect	VSO
AFI	CARE	DCA	HHA	MCCJ	SHA	WCC
Alight	Caritas	FAO	I CAN SSD	MPK	Swisscontact	WHH
AVSI	Caritas Switzerland	FCA	IRC	NRC	ThriveGulu	WVI
AWR	CEFORD	FIDA/FMU	JEEP	Oxfam	TVRA	WYO
AyudaEA		ForAfrika	JESE	PALM Corps	UCOBAC	ZOA

Partner Reporting Breakdown

62 # of partners

44 INGOs

15 NNGOs

1 RLOs

Partners by District



Achievements data: ActivityInfo

Sector Contacts:

Author: UNHCR Representation in Uganda
Paul Mwirichia (WVI)
paul_mwirichia@wvi.org

Feedback: ugakaimug@unhcr.org
Md Arifur Rahman(UNHCR)
rahman@unhcr.org

For more info: ugandarefugees.org

Published : November 2024

Livelihood & Resilience Dashboard

Uganda Refugee Response Plan (RRP) 2024 - 2025

Quarter 3
July - September

Quarter: Q3 2024

Key Indicators

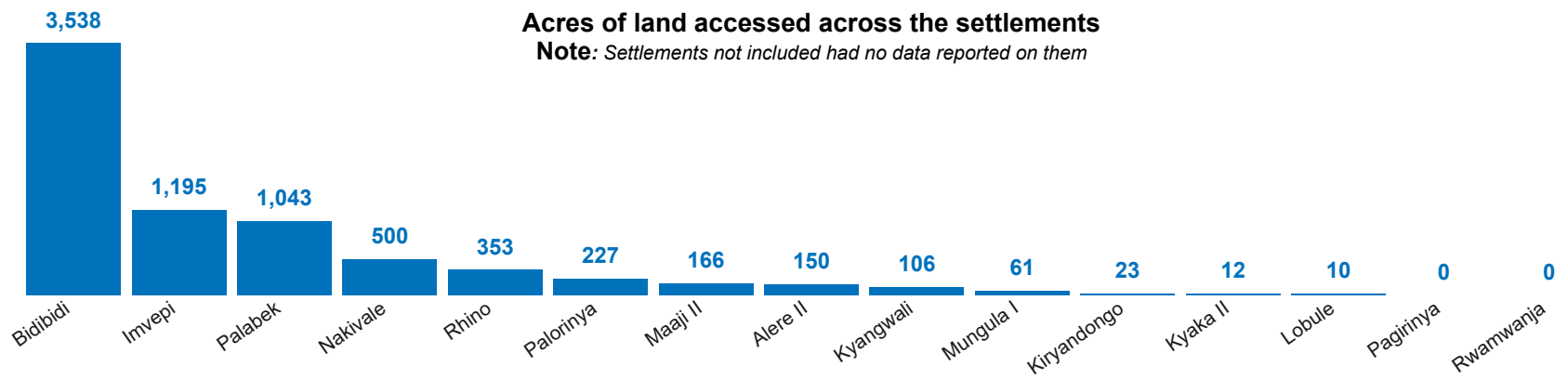

Settlement	Q1 2024	Q2 2024	Q3 2024	Total
Alere II			150	**150**
Bidibidi	486	496	2,556	**3,538**
Imvepi	80	38	1,077	**1,195**
Kiryandongo	0	0	23	**23**
Kyaka II			12	**12**
Kyangwali	80	0	26	**106**
Lobule	0	10		**10**
Maaji II	0	166		**166**
Mungula I	0	11	50	**61**
Nakivale		500		**500**
Pagirinya	0			**0**
Palabek	210	280	553	**1,043**
Palorinya	107	120		**227**
Rhino	0	253	100	**353**
Rwamwanja		0		**0**
Total	**963**	**1,874**	**4,547**	**7,384**

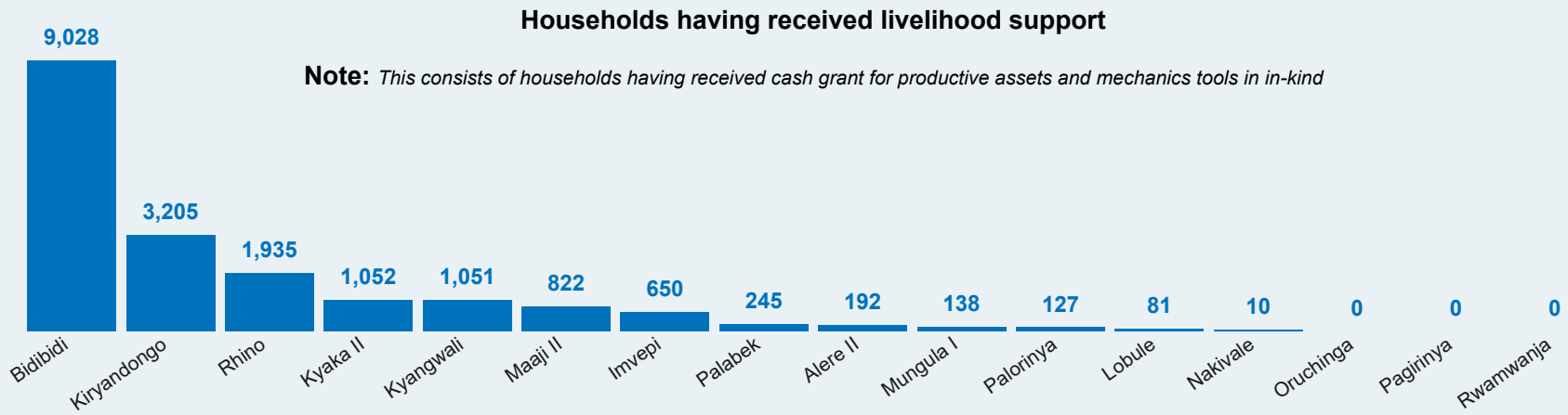

Location Name	Q1 2024	Q2 2024	Q3 2024	Total
Alere II			192	**192**
Bidibidi	2,058	4,045	2,925	**9,028**
Imvepi	0	650	0	**650**
Kiryandongo	477	1,397	1,331	**3,205**
Kyaka II			1,052	**1,052**
Kyangwali	0		1,051	**1,051**
Lobule	81	0		**81**
Maaji II		822		**822**
Mungula I	0	138		**138**
Nakivale		0	10	**10**
Oruchinga		0		**0**
Pagirinya	0			**0**
Palabek	0		245	**245**
Palorinya		0	127	**127**
Rhino	1,218	360	357	**1,935**
Rwamwanja	0	0		**0**
Total	**3,834**	**7,412**	**7,290**	**18,536**

Achievements data: ActivityInfo **Author:** UNHCR Representation in Uganda **Feedback:** ugakaimug@unhcr.org **For more info:** https://data.unhcr.org/en/country/uga
Sector Contacts: Paul Mwirichia (WVI) paul_mwirichia@wvi.org, +256787342494
Md Arifur Rahman(UNHCR) rahman@unhcr.org
Published : November 2024

Livelihood & Resilience Reporting Update

Uganda Refugee Response Plan (RRP) 2024-2025

Quarter 3
July - September

Quarter: Q3 2024

Partner reporting by district | South West & Kampala

Isingiro	Kyegegwa	Kikuube	Kamwenge	Kampala
ACF	ADRA	ACF	ADRA	JRS
Alight	Alight	Alight	Alight	MC
AVSI	AVSI	AVSI	AVSI	NRC
BSU	FCA	BSU	BSU	RGF
COVOID	FRC	FRC	FCA	WYO
FRC	GNIU	LWF	LWF	
GF	JESE	NRC	WCC	
HFU	Oxfam	WCC		
NRC	URDMC			
SCI				
Swisscontact				
WCC				

Partner reporting by district | West Nile & North

Yumbe	Terego	Madi Okollo & Terego	Lamwo	Adjumani	Obongi
ACF	ACAV	ACAV	ACF	ACF	ACF
ADRA	ACF	ACF	AVSI	AyudaEA	AyudaEA
AFARD	AFI	AVSI	AWR	C&D	CEFORD
CARE	AVSI	BRAC	AyudaEA	Caritas	ForAfrika
Caritas	BRAC	CAF	CESVI	CEFORD	FRC
Caritas Switzerland	CAF	CEFORD	FRC	FRC	HHA
CEFORD	CEFORD	DCA	GF	JEEP	MCCJ
CRS	ChildVoice	FRC	IRC	JRS	PALM Corps
DCA	DCA	Kulika	LWF	LWF	RICE-WN
FIDA/FMU	ForAfrika	MC	MPK	PALM Corps	URCS
FRC	FRC	Oxfam	SCI	SHA	WVI
HHA	Kulika	PALM Corps	ThriveGulu	WVI	
I CAN SSD	MC	SCI	UCOBAC		
IRC	Oxfam	SeedEffect	WVI		
Kulika	PALM Corps	TVRA			
MC	SCI	URDMC			
Oxfam	SeedEffect	VE			
SCI	TVRA				
SeedEffect	URDMC				
URCS	VE				
URDMC	WHH				
VE	WVI				
VSO	ZOA				
WHH					
WVI					

Koboko	Madi Okollo	Kiryandongo	Moyo	Moyo
ACF	AVSI	ACF	RICE-WN	AVSI
Caritas Switzerlanc	Kulika	FAO		
CEFORD	PALM Corps	FRC		
DCA	SCI	SCI		
ForAfrika	SeedEffect	SHA		
FRC	WHH			
RICE-WN	ZOA			

A total of 62 partners reported during Q1 , Q2 and Q3. Overall, the West Nile/North districts had the highest number of partners reporting, with Yumbe, home to the Bidibidi settlement, with the highest number of reporting partners.

In contrast, the South West region saw fewer partners reporting; Isingiro district, where Nakivale and Oruchinga settlements are located, had the highest number of partners reporting in that area.

Lastly, Kampala, where most urban activities take place, had the fewest partners reporting.

Achievements data: ActivityInfo

Sector Contacts:

Author: UNHCR Representation in Uganda
Paul Mwirichia (WVI)
paul_mwirichia@wvi.org, +256787342494

Feedback: ugakaimug@unhcr.org
Md Arifur Rahman(UNHCR)
rahman@unhcr.org

For more info: ugandarefugees.org

Published : November 2024

Livelihood & Resilience Dashboard

Uganda Refugee Response Plan (RRP) 2024 - 2025

Quarter 3

July - September

Quarter

Q3 2024

Operational Presence

Location District	Location Type	Location Name	Partner Type	Reporting Entity Name
All	All	All	All	All

Location District	Location Type	Location Name	Partner Type	Reporting Entity Name
ADJUMANI	Settlement	Adjumani (all settlements)	International NGO	AyudaEA
ADJUMANI	Settlement	Adjumani (all settlements)	International NGO	Caritas
ADJUMANI	Settlement	Adjumani (all settlements)	International NGO	FRC
ADJUMANI	Settlement	Adjumani (all settlements)	International NGO	JRS
ADJUMANI	Settlement	Adjumani (all settlements)	International NGO	LWF
ADJUMANI	Settlement	Adjumani (all settlements)	National NGO	CEFORD
ADJUMANI	Settlement	Adjumani (all settlements)	National NGO	PALM Corps
ADJUMANI	Settlement	Agojo	International NGO	SHA
ADJUMANI	Settlement	Alere II	International NGO	ACF
ADJUMANI	Settlement	Alere II	National NGO	JEEP
ADJUMANI	Settlement	Ayilo I	International NGO	FRC
ADJUMANI	Settlement	Ayilo I	International NGO	SHA
ADJUMANI	Settlement	Ayilo II	International NGO	FRC
ADJUMANI	Settlement	Ayilo II	International NGO	SHA
ADJUMANI	Settlement	Baratuku	International NGO	C&D
ADJUMANI	Settlement	Baratuku	International NGO	SHA
ADJUMANI	Settlement	Baratuku	National NGO	JEEP
ADJUMANI	Settlement	Boroli I/II	International NGO	SHA
ADJUMANI	Settlement	Elema	International NGO	SHA
ADJUMANI	Settlement	Maaji II	International NGO	ACF

Operational Presence

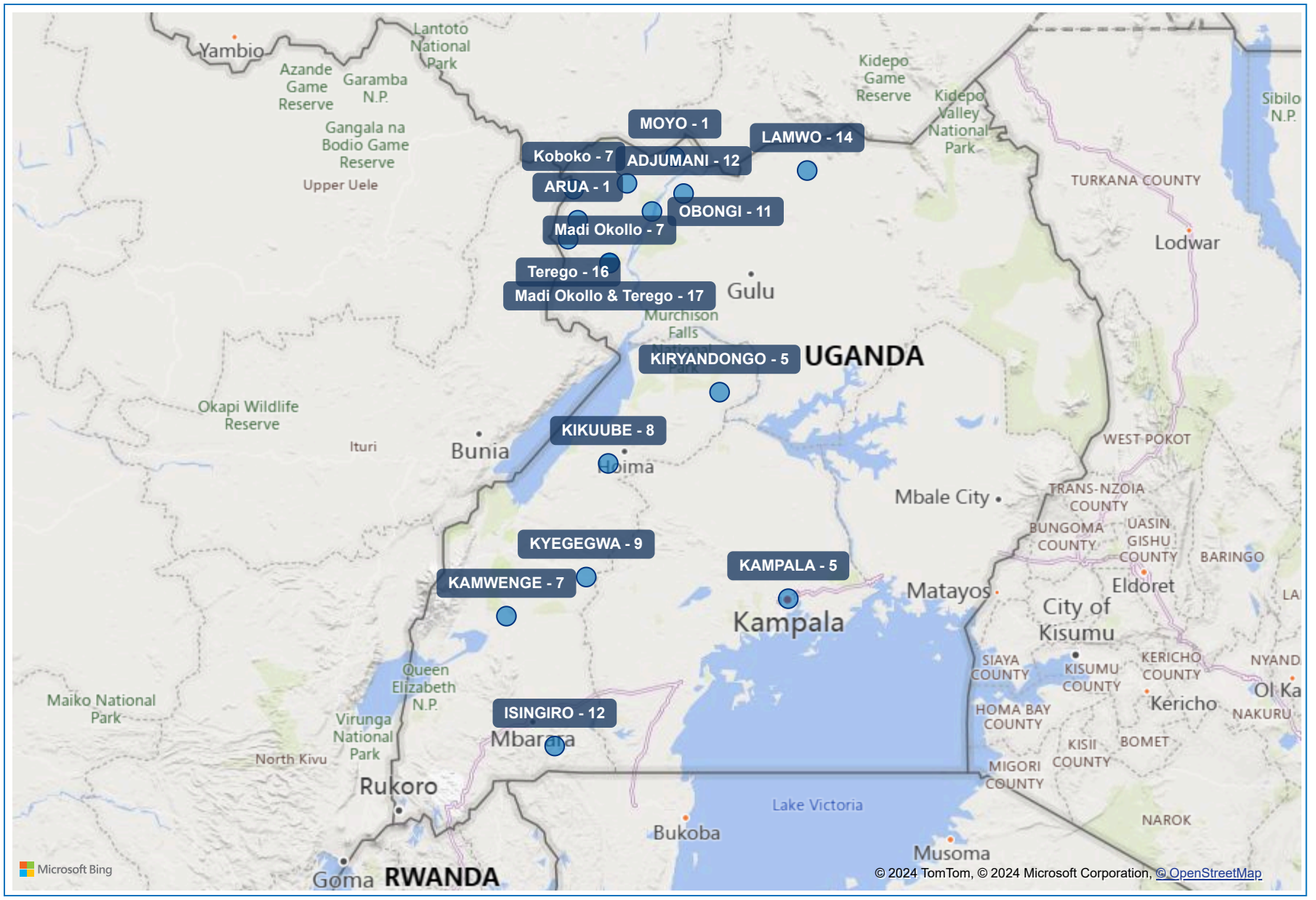

Achievements data: ActivityInfo

Sector Contacts:

Author: UNHCR Representation in Uganda
Paul Mwirichia (WVI)
paul_mwirichia@wvi.org, +256787342494

Feedback: ugakaimug@unhcr.org
Md Arifur Rahman(UNHCR)
rahman@unhcr.org

For more info: ugandarefugees.org

Published : November 2024