

## OVERVIEW

In line with the second Education Response Plan for Refugees and Host Communities, the UCRRP 2024-2025 aims to ensure 674,895(498,769 refugees and 176,126 nationals) children, adolescents, and youth from the refugee and host communities annually have access to quality and inclusive learning opportunities. The Education sector completed the financial tracking of the Expenditures under the ERP II from January 2022 to June 2023. The total expenditure reported was USD 107,133,840, representing 23.8% of the total target of USD 450million. This leaves a funding gap of USD 343 million (76.2%). The arrival of Sudanese refugees has added additional strain on the already meagre resources due to increase in numbers and need to have access to social services. The sector has expanded data collection and analysis on learner enrollment from Urban refugee response with over 3% enrolled in ECD, 26% in primary and 3% in secondary education tracked in 101 government schools in Kampala capital city authority (KCCA). Because of reduction in funding, the education sector has deprioritized blanket distribution of scholastic materials which has impacted enrolment and retention of learners especially from extremely vulnerable households.

### Q3 Analysis of results

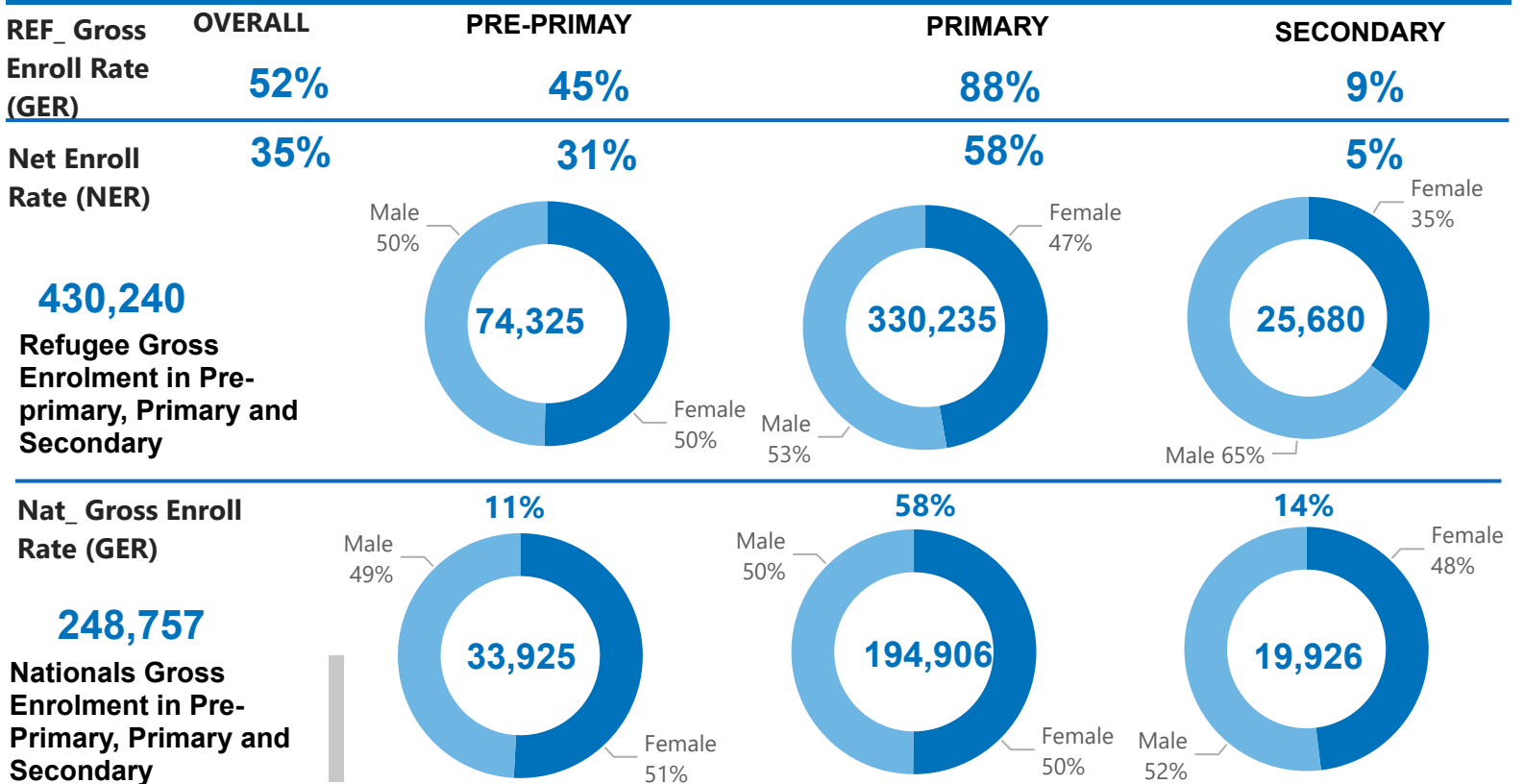
#### Outcome 1: Improved access to and retention in inclusive learning and training opportunities

A total of 679,138 (430,240 refugee and 248,898 nationals) learners are enrolled at pre-primary, primary and secondary schools in term 2 2024 representing 100.6 % of the targeted 674,895 learners which is a significant increase from term 1 2024 with 674,895 (93%) reached. In term 2 of 2024 compared to term 1, Gross Enrolment Rates (GER) stood at 45% up from 36 % in Early Childhood Development (ECD), 88% down from 91% in primary and secondary remained at 9%. Though more learners have been reached in term 2 than term 1, the GER reduced generally because of the increased number of new arrivals mainly from DRC and Sudan. Because of the unique challenges faced by the Sudan population such as language, difference in curriculum, lack of documents of prior learning, the operation has faced challenges in integrating into the education system hence very low enrollment of the new arrivals.

#### Outcome 2: Improved Delivery of Quality Education and Skills Training

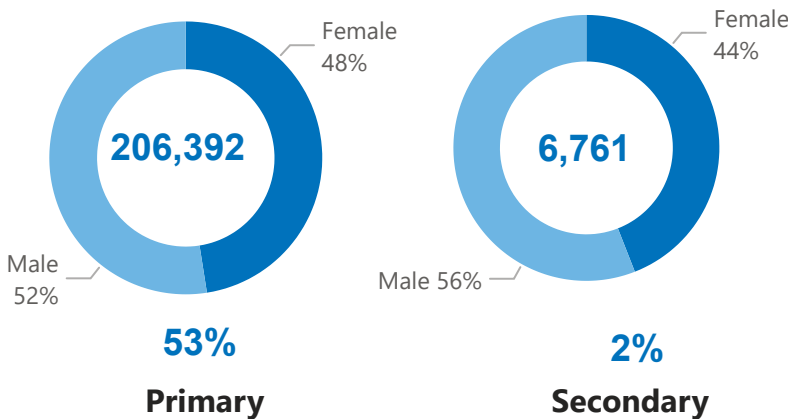
The key indicators for the enhancement of quality education outcomes remained below recommended standards making the teaching and learning environments inconducive. The Pupil Teacher Ratios (PTR) remained as high as 52:1 for pre primary, 78:1 for primary. The Pupil Classroom Ratios (PCR) were

## KEY PERFORMANCE INDICATORS AND ACTIVITY OUTPUTS



## REFUGEE ENROLLMENT IN PUBLIC SCHOOLS CHILDREN WITH DISABILITY (CWD)

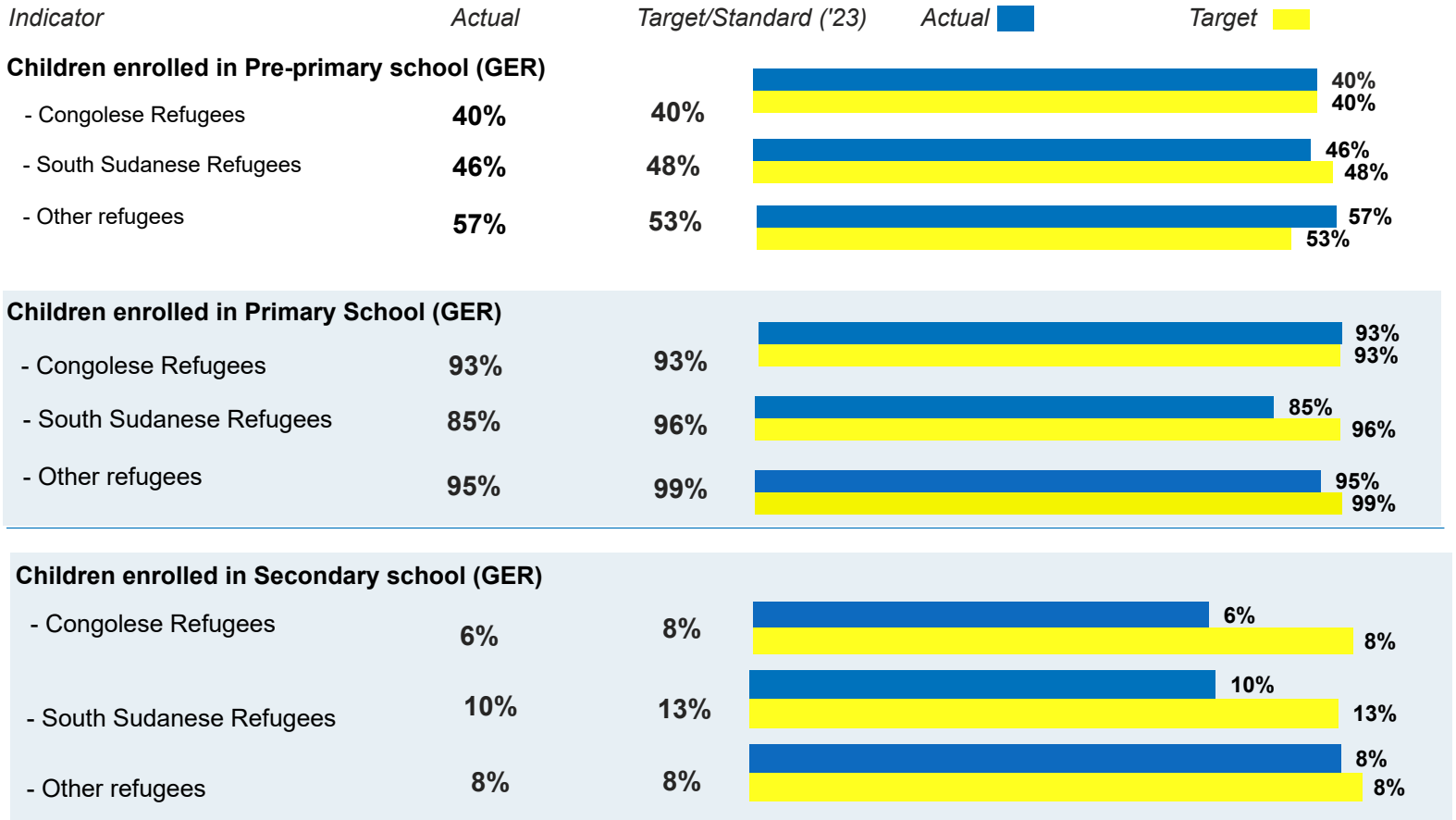
### Refugee learners enrolled in public schools in the settlements



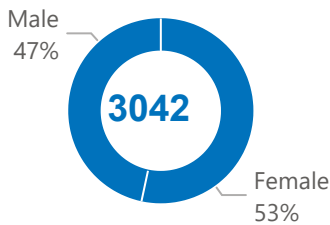
	TOTAL	MALE	FEMALE
CWD	33,365	17644	15721
Pre-Primary	3,398	1817	1581
Primary	28,394	14975	13419
Secondary	1,573	852	721
CWD Assisted	1283	673	610



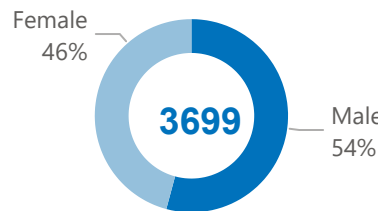
### OUTCOME 1: Improved Continued, Safe and Equitable Access and Retention to Inclusive Learning and Skills Training Opportunities



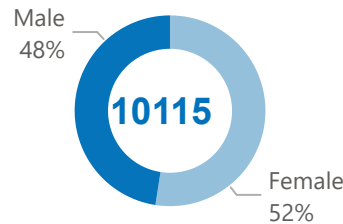
Refugees accessing Scholarships for higher Education



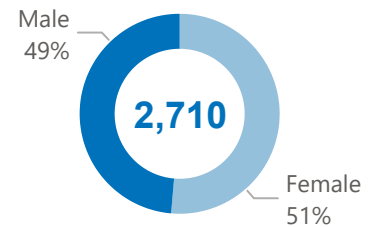
Learners in Accelerated Education Program-Secondary



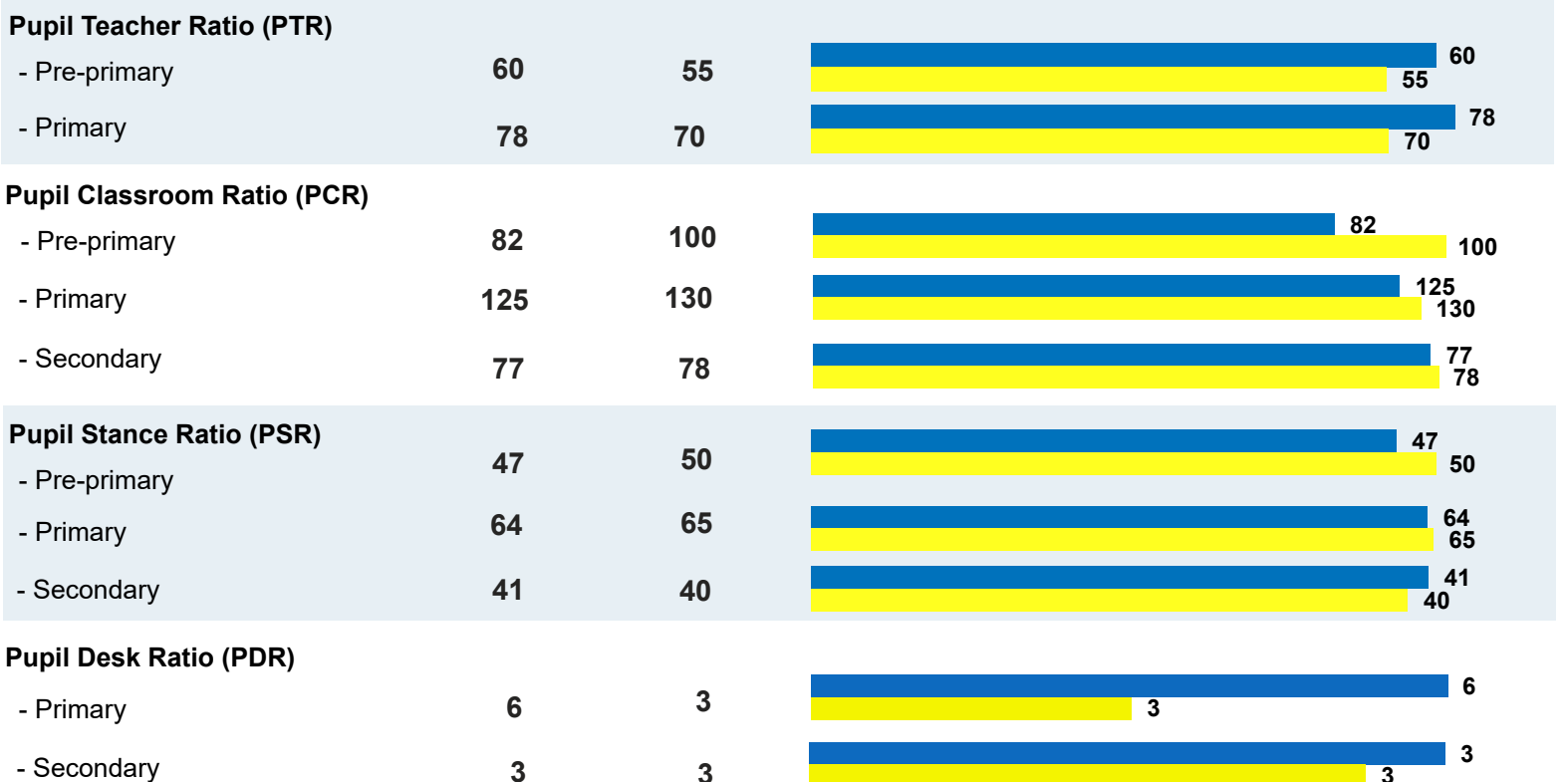
Learners in Accelerated Education Program-Primary



Learners in Vocational Studies



### OUTCOME 2: Improved delivery of quality Education and skills training





# Education Dashboard

## Uganda Refugee Response Plan (RRP) 2024-2025

Reporting period

2024

Term 2

### OUTCOME 3: Strengthen systems for effective and resilient service delivery

# 88%

Pre-Primary schools have functional School Management structures

# 96%

Primary schools have functional School management structures

# 96%

Secondary schools have functional School management structures

### Major Gaps

## 2,316

Teacher gap in Primary School

## 63,382

Gap in desks in Primary Schools

## 2,558

Gap in Latrine Stances in Primary

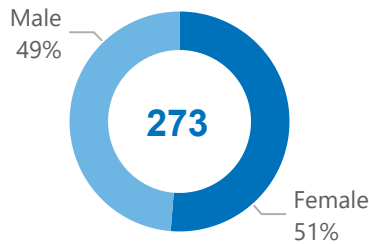
## 4,164

Gap in classrooms in Primary

### Refugee learners in Kampala

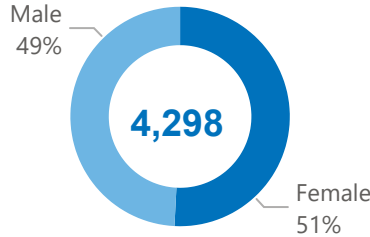
## Gross Enroll Rate (GER) for Refugees

### 4%



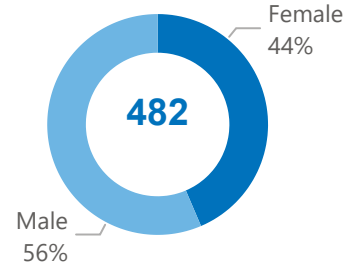
### Pre-Primary

### 26%



### Primary

### 3%



### Secondary

### Funding

## \$118M

Total required

## \$45M

Received

## \$72M

Gap

### Partners



## 23

Association for Aid and Relief Japan, Association of Volunteers in International Service (AVIS), Community Empowerment for Rural Development (CEFORD), Finn Church Aid (FCA), Finnish Mission Uganda (FMU), Hope Foundation (HF), Hopelink Action Foundation Uganda (HAFU), Humanity&Inclusion, I CAN South Sudan (ICSS), International Rescue Committee (IRC), Jesuit Refugee Service(JRC), Norwegian Refugee Council (NRC), Plan International (PLAN), Promoters of Agriculture and Market Linkages(PAML), Rural Initiative for Community Empowerment in West Nile (RICE), Save the Children International (SCI), Simbi Foundation (formerly The Walking School Bus) (SIMBI), Transcultural Psychosocial Organization (TPO), Transformation and Restoration Initiative (TRI), War Child Holland (WCH), Windle International Uganda (WIU), World Vision International (WVI), ZOA International (ZOA)





# Education Dashboard

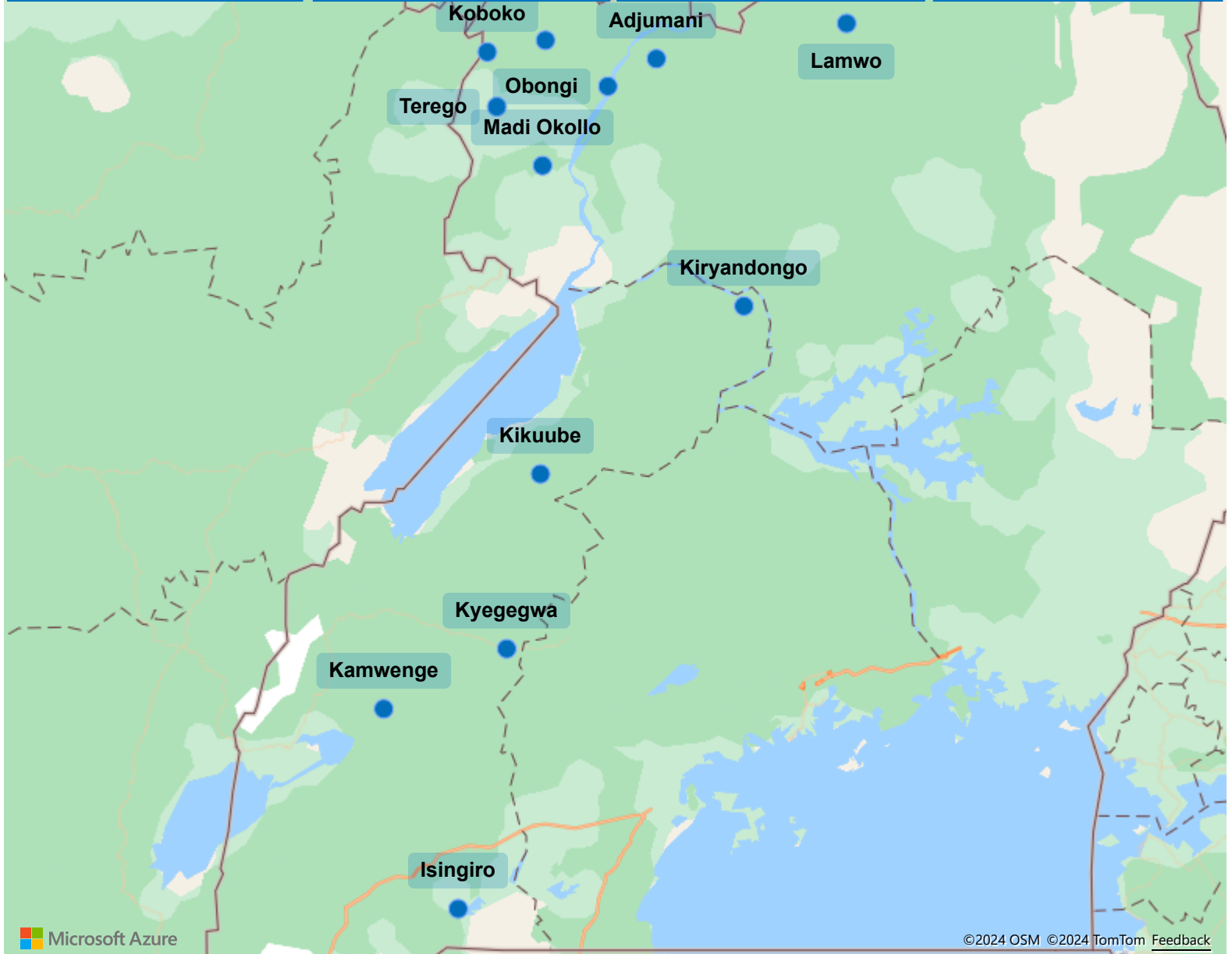
## Uganda Refugee Response Plan (RRP) 2022-2023

Reporting period

Term 2

### Operational presence

<b>District</b> <input type="button" value="v"/>	<b>School Location</b> <input type="button" value="v"/>	<b>School Type</b> <input type="button" value="v"/>	<b>Partner Name</b> <input type="button" value="v"/>
All <input type="button" value="v"/>	All <input type="button" value="v"/>	All <input type="button" value="v"/>	All <input type="button" value="v"/>



The boundaries and names shown and the designations on this map do not imply official endorsement or approval by the United Nations.



Power BI



Sectors contacts:

Dr. Cleophus Mugenyi (MOES)  
cleophusma@yahoo.com

Julius Okello  
okelloju@unhcr.org

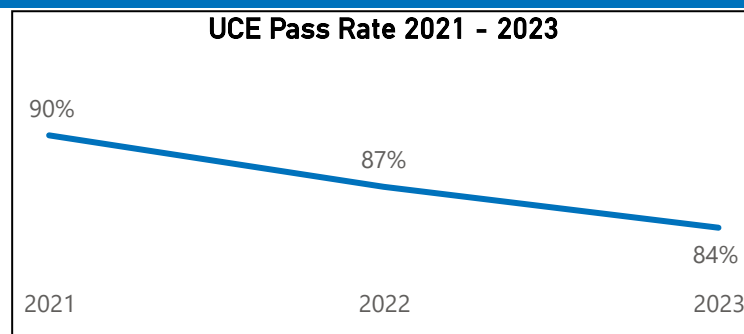
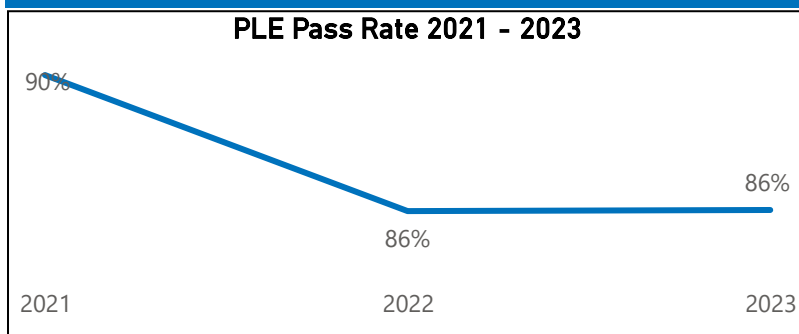
Shakira Luwedde (FCA)  
shakira.luwedde@kirkonulkomaanapu.fi



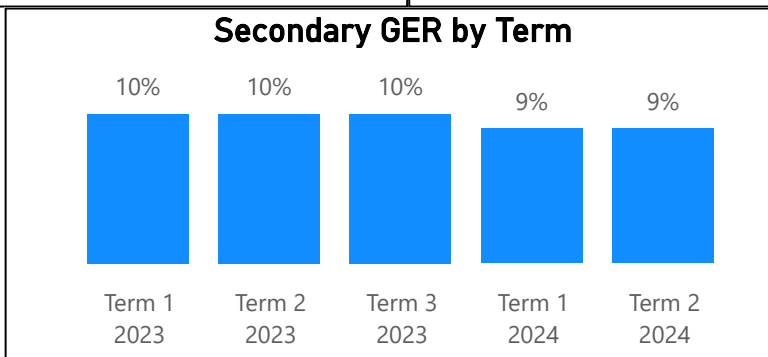
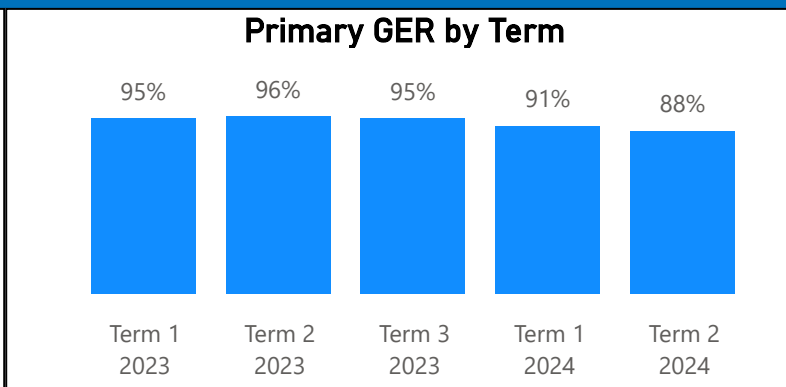
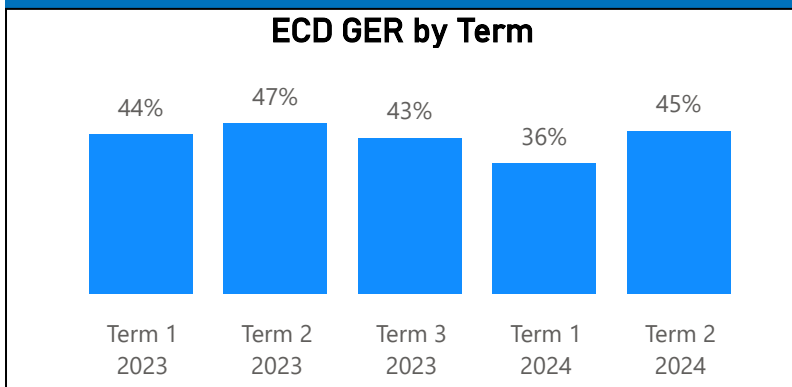
# Education Trend Analysis

## Uganda Refugee Response Plan (RRP) 2024-2025

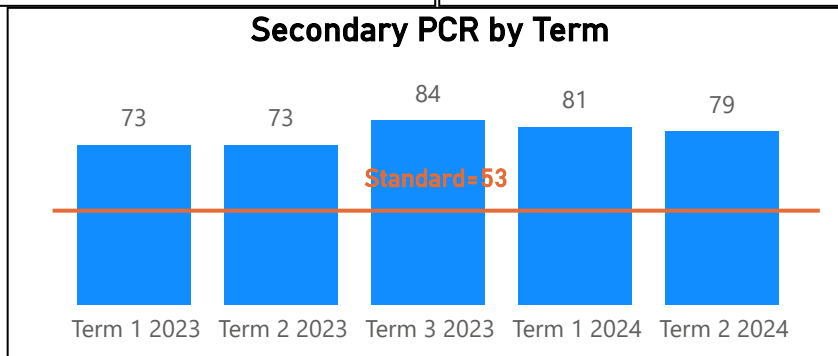
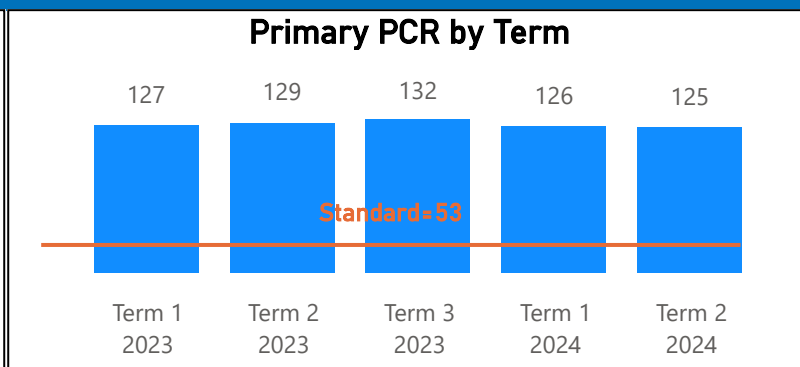
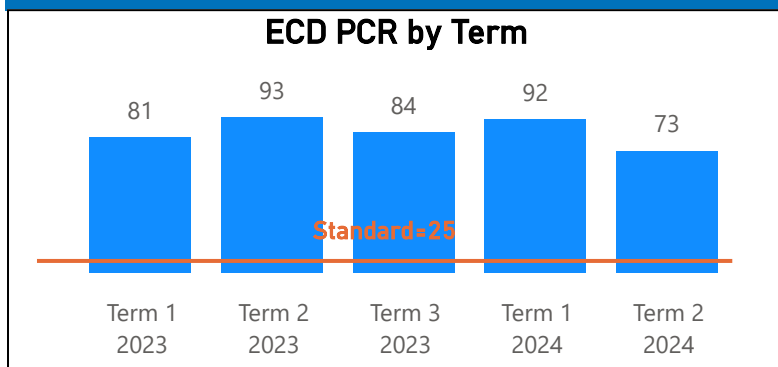
### UNEBC PASS RATES 2021 - 2023



### GROSS ENROLLMENT RATES(GER) 2023/2024



### PUPIL CLASSROOM RATIO(PCR) TRENDS



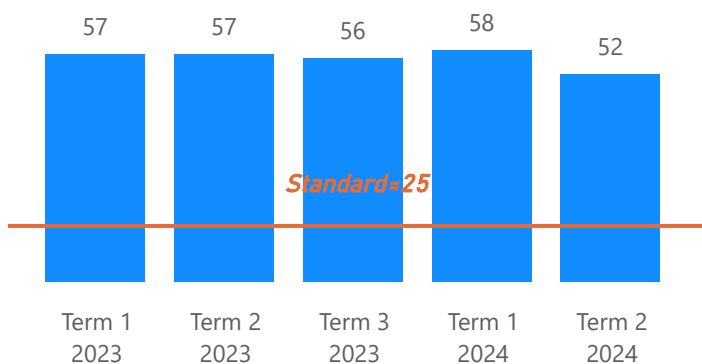


# Education Trend Analysis

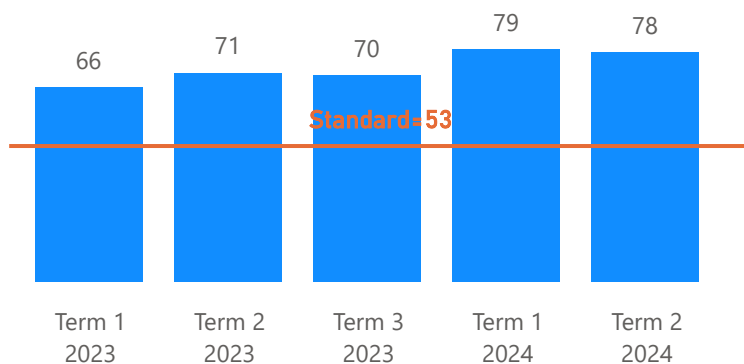
## Uganda Refugee Response Plan (RRP) 2024-2025

### PUPIL TEACHER RATIO(PTR) TREND

#### ECD PTR by Term

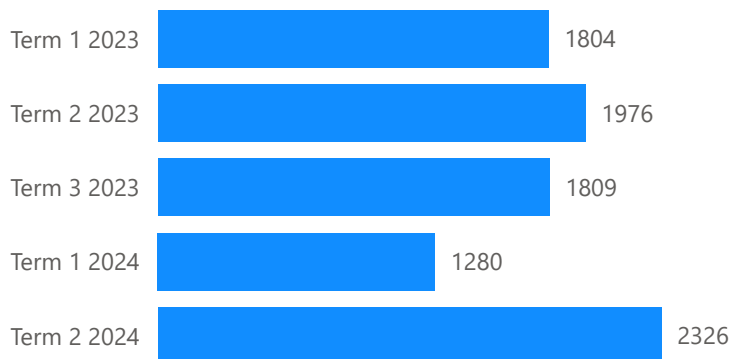


#### Primary PTR by Term

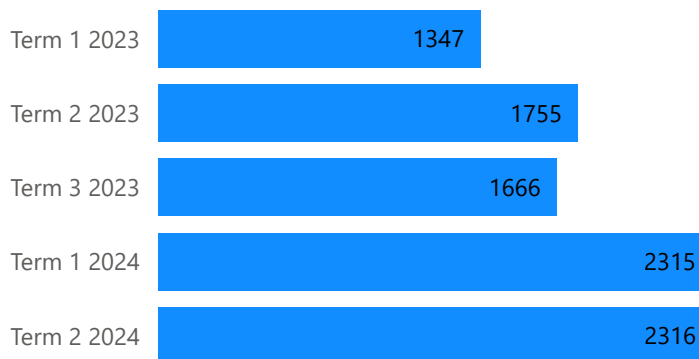


### TEACHER GAP BY TERM

#### ECD Teacher gap by Term




#### Primary Teacher by Term



### CLASSROOM GAP BY TERM

#### ECD Classroom gap by Term



#### Primary Classroom gap by Term



#### Secondary Classroom gap by Term

