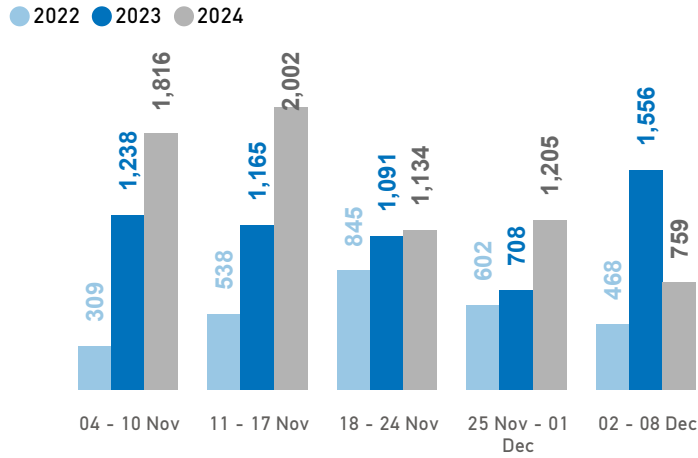


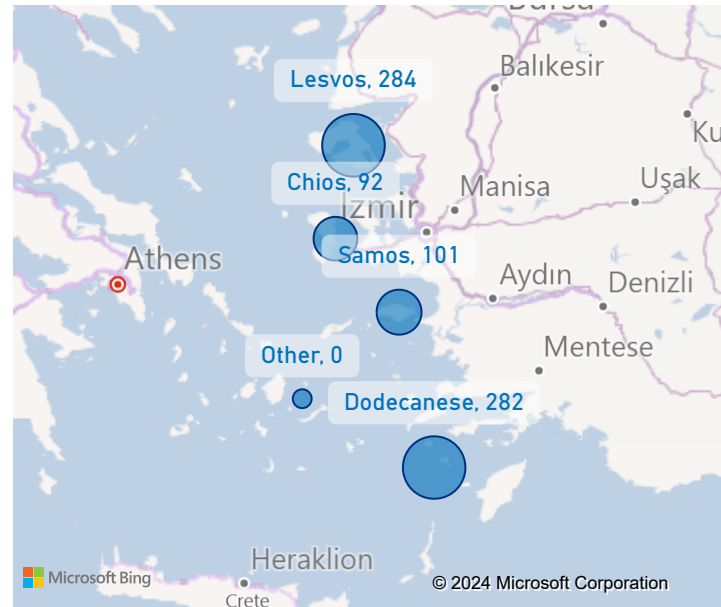
Aegean Islands Weekly Snapshot

Sea arrivals

This week, the Aegean islands saw 759 arrivals, a decrease from last week's 1,205. The average of the daily arrivals on the Aegean islands for this week is 108.



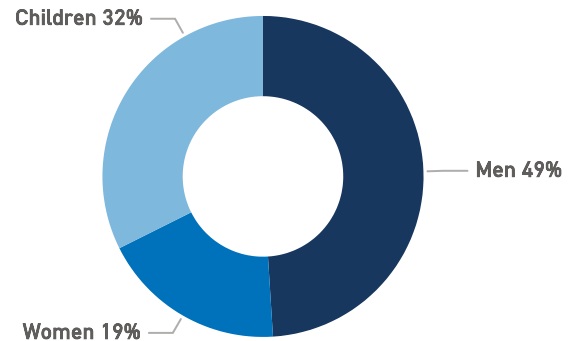
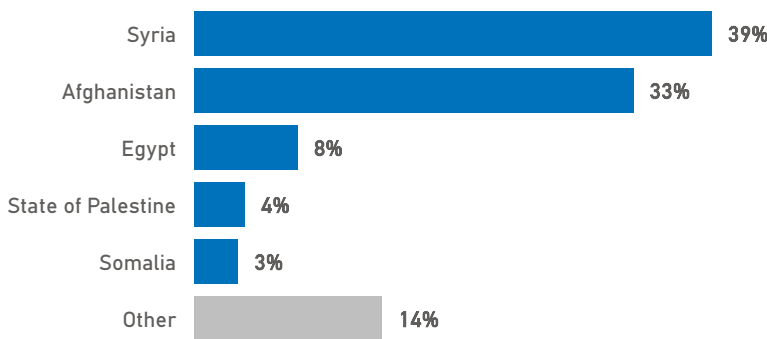
Entry Points



Population in the CCACs

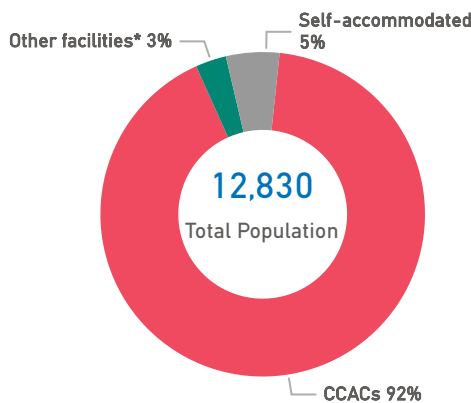
Currently, 11,754 refugees and migrants reside in the Closed Controlled Access Center(s).

Most of them are from Syria (39%), Afghanistan (33%) and Egypt (8%). Men account for 49% of the population, women for 19% and children for 32%.



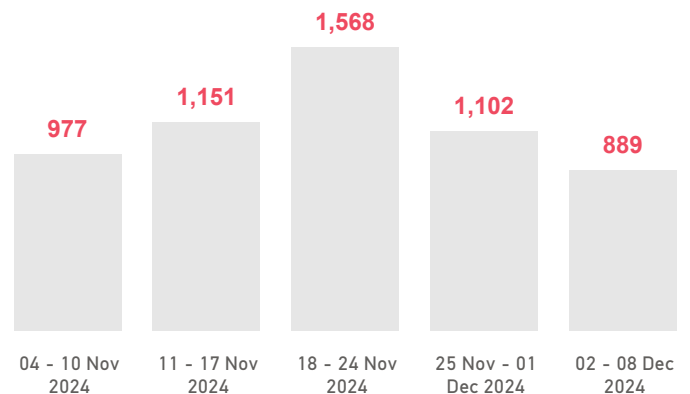
Population on the Islands

There are 12,830 refugees and migrants on the Aegean islands. Out of this total, 11,754 reside at the CCACs and 394 are hosted in other facilities. UNHCR estimates that there are also 682 self-accommodated in the islands.



Departures

This week, 889 refugees and migrants departed from the Aegean islands to the mainland.



Published on 18/12/2024

more information: [UNHCR Operational Portal - Greece](#)

*Other facilities include shelters for unaccompanied children, detention facilities, etc.

Refugees and migrants includes asylum-seekers, beneficiaries of international protection and people out of the asylum procedure.

Departures to the mainland mainly include: i) transfers in the context of IOM Assisted Voluntary Return and Reintegration programme, ii) transfers of unaccompanied children to State-run facilities, iii) organized transfers supported by the government, including controlled facilities for temporary accommodation of asylum-seekers in the mainland/sites, and iv) those who depart on their own means.

Data Sources: Population data - Partial Data from the Government and other sources; Arrivals/Departures - Hellenic Police, Hellenic Coastguard

Figures are subject to future adjustment based on consolidated figures provided by the authorities. Percentages may not add up to 100 due to rounding and slightly differ between the text and graphs.

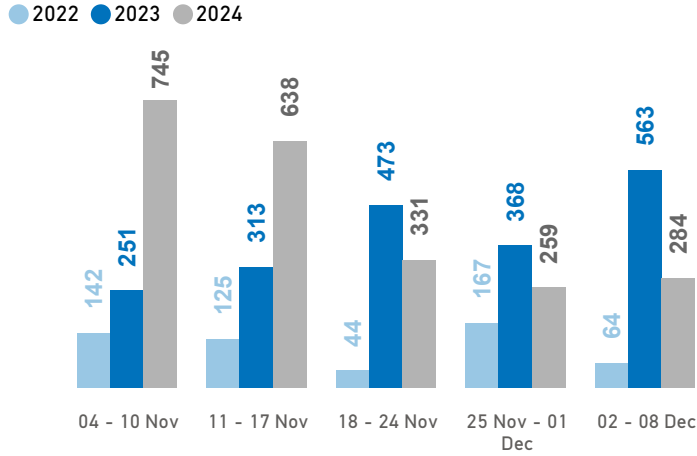
The boundaries, the names shown and the designations used on the map do not imply official endorsement or acceptance by the United Nations.

Lesvos Weekly Snapshot

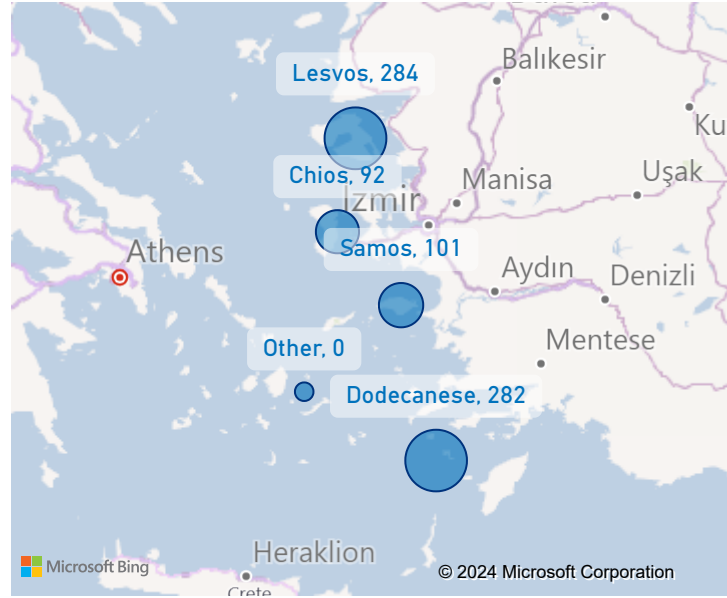
Sea arrivals

This week, Lesvos saw 284 arrivals, an increase from last week's 259.

The average of the daily arrivals on Lesvos for this week is 41.



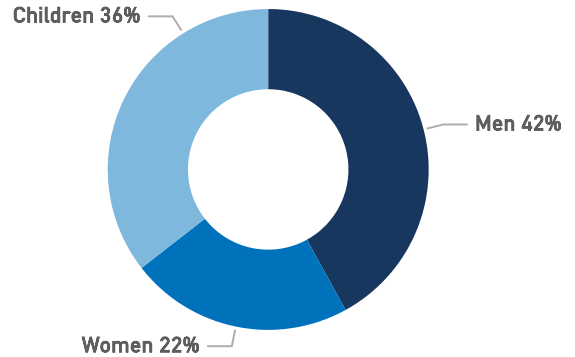
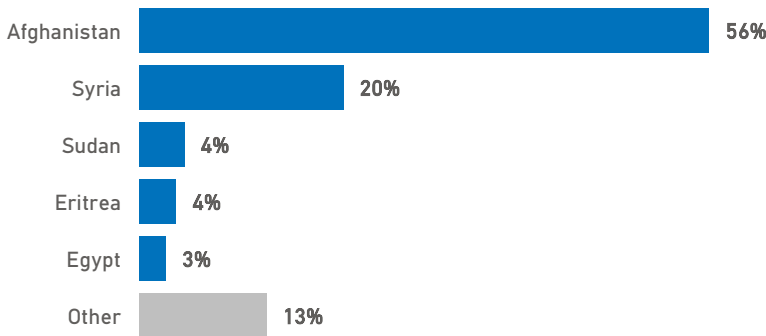
Entry Points



Population in the CCAC

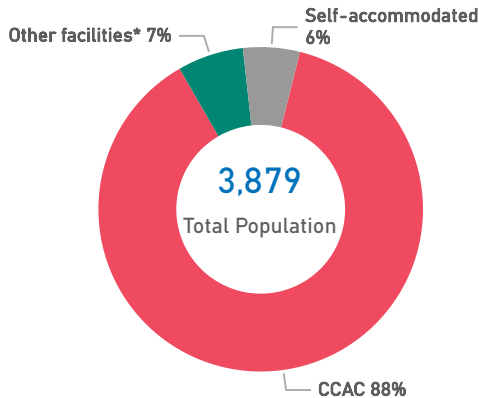
Currently, 3,405 refugees and migrants reside in the Closed Controlled Access Center.

Most of them are from Afghanistan (56%), Syria (20%) and Sudan (4%). Men account for 42% of the population, women for 22% and children for 36%.



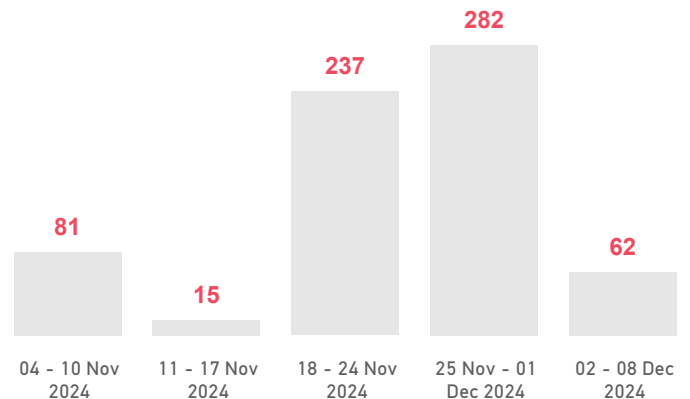
Population on the Island

There are 3,879 refugees and migrants on Lesvos. Out of this total, 3,405 reside at the CCAC and 255 are hosted in other facilities. UNHCR identified 219 self-accommodated refugees in the island up to this date.



Departures

This week, 62 refugees and migrants departed from Lesvos to the mainland.



Published on 18/12/2024

more information: [UNHCR Operational Portal - Greece](#)

*Other facilities include shelters for unaccompanied children, detention facilities, etc.

Refugees and migrants includes asylum-seekers, beneficiaries of international protection and people out of the asylum procedure.

Departures to the mainland mainly include: i) transfers in the context of IOM Assisted Voluntary Return and Reintegration programme, ii) transfers of unaccompanied children to State-run facilities, iii) organized transfers supported by the government, including controlled facilities for temporary accommodation of asylum-seekers in the mainland/sites, and iv) those who depart on their own means.

Data Sources: Population data - Partial Data from the Government and other sources; Arrivals/Departures - Hellenic Police, Hellenic Coastguard

Figures are subject to future adjustment based on consolidated figures provided by the authorities. Percentages may not add up to 100 due to rounding and slightly differ between the text and graphs.

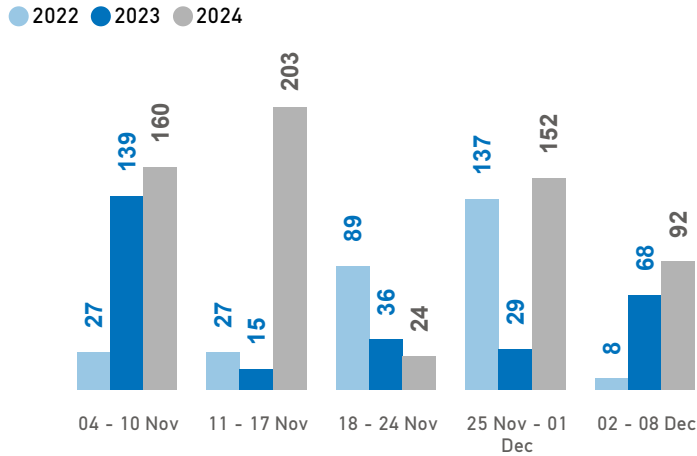
The boundaries, the names shown and the designations used on the map do not imply official endorsement or acceptance by the United Nations.

Chios Island Weekly Snapshot

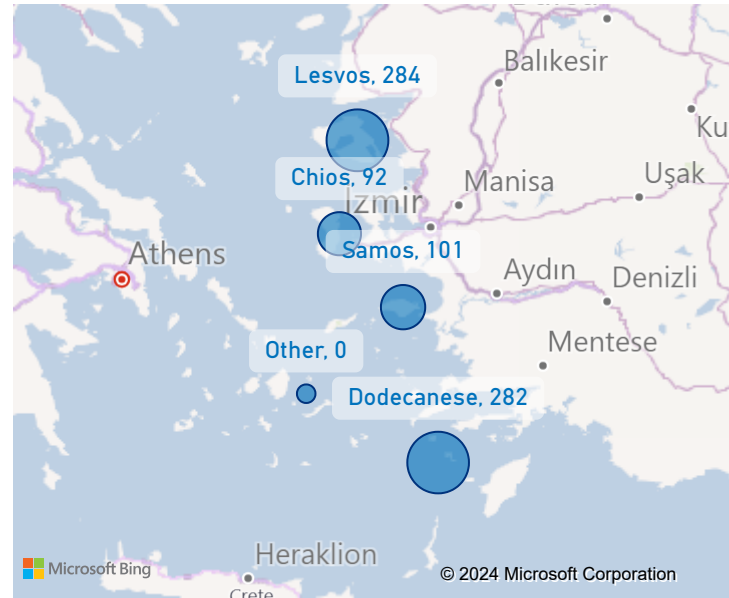
Sea arrivals

This week, Chios island saw 92 arrivals, a decrease from last week's 152.

The average of the daily arrivals on Chios island for this week is 13.



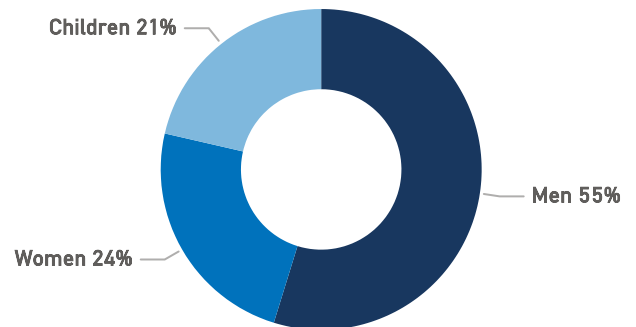
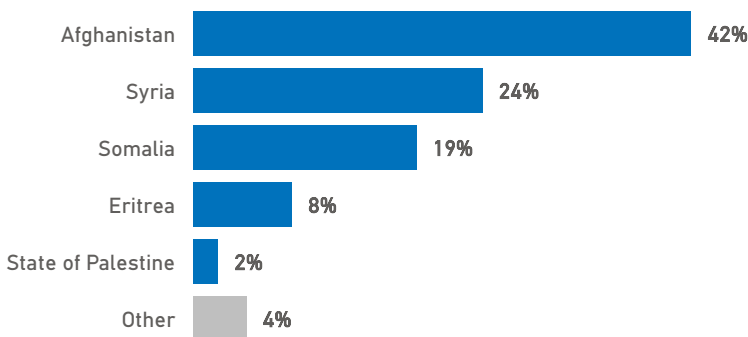
Entry Points



Population in the CCAC

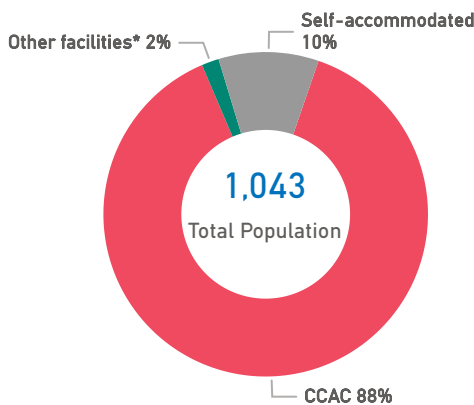
Currently, 921 refugees and migrants reside in the Closed Controlled Access Center.

Most of them are from Afghanistan (42%), Syria (24%) and Somalia (19%). Men account for 55% of the population, women for 24% and children for 21%.



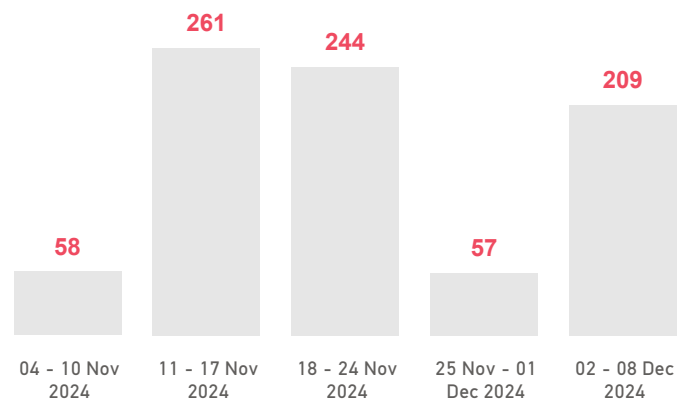
Population on the Island

There are 1,043 refugees and migrants on Chios island. Out of this total, 921 reside at the CCAC and 18 are hosted in other facilities. UNHCR estimates that there are also 104 self-accommodated in the island.



Departures

This week, 209 refugees and migrants departed from Chios island to the mainland.



Published on 18/12/2024

more information: [UNHCR Operational Portal - Greece](#)

*Other facilities include shelters for unaccompanied children, detention facilities, etc.

Refugees and migrants includes asylum-seekers, beneficiaries of international protection and people out of the asylum procedure.

Departures to the mainland mainly include: i) transfers in the context of IOM Assisted Voluntary Return and Reintegration programme, ii) transfers of unaccompanied children to State-run facilities, iii) organized transfers supported by the government, including controlled facilities for temporary accommodation of asylum-seekers in the mainland/sites, and iv) those who depart on their own means.

Data Sources: Population data - Partial Data from the Government and other sources; Arrivals/Departures - Hellenic Police, Hellenic Coastguard

Figures are subject to future adjustment based on consolidated figures provided by the authorities. Percentages may not add up to 100 due to rounding and slightly differ between the text and graphs.

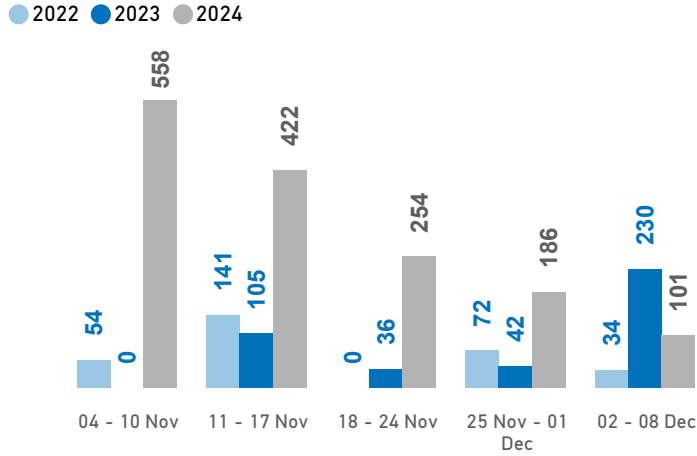
The boundaries, the names shown and the designations used on the map do not imply official endorsement or acceptance by the United Nations.

Samos Island Weekly Snapshot

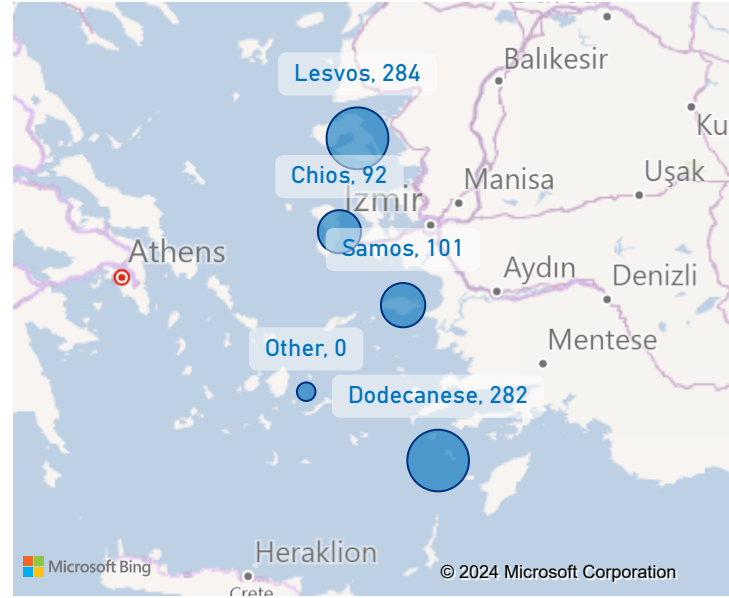
Sea arrivals

This week, Samos island saw 101 arrivals, a decrease from last week's 186.

The average of the daily arrivals on Samos island for this week is 14.



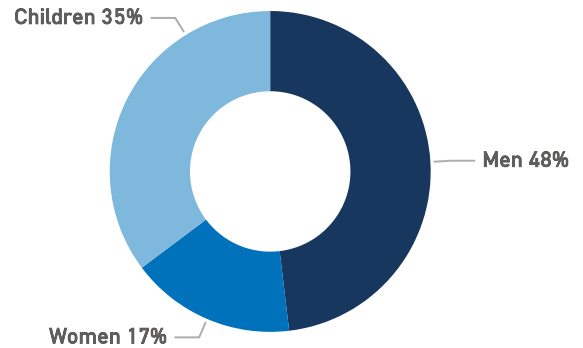
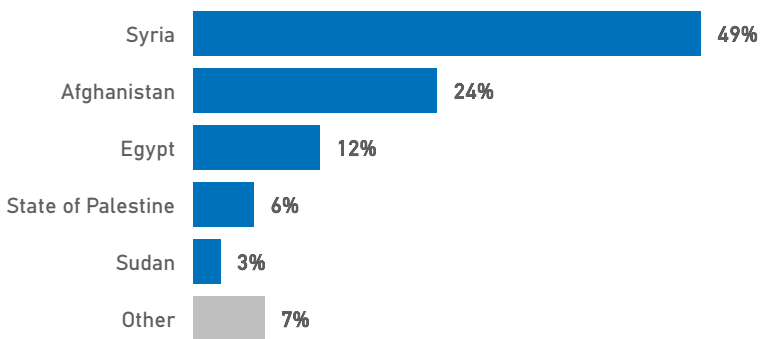
Entry Points



Population in the CCAC

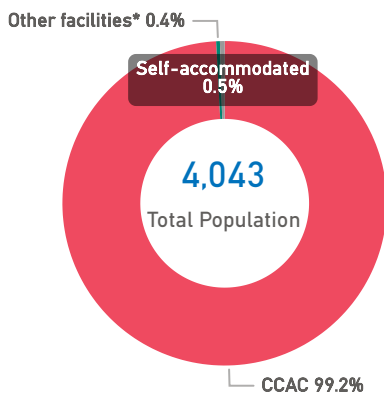
Currently, 4,009 refugees and migrants reside in the Closed Controlled Access Center.

Most of the registered population are from Syria (49%), Afghanistan (24%) and Egypt (12%). Men account for 48% of the population, women for 17% and children for 35%.



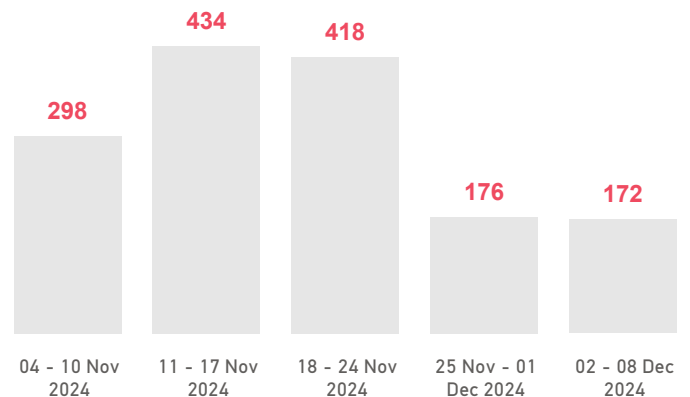
Population on the Island

There are 4,043 refugees and migrants on Samos island. Out of this total, the 4,009 reside at the CCAC and 15 are hosted in other facilities. UNHCR estimates that there are also 19 self-accommodated in the island.



Departures

This week, 172 refugees and migrants departed from Samos island to the mainland.



Published on 18/12/2024

more information: [UNHCR Operational Portal - Greece](#)

*Other facilities include shelters for unaccompanied children, detention facilities, etc.

Refugees and migrants includes asylum-seekers, beneficiaries of international protection and people out of the asylum procedure.

Departures to the mainland mainly include: i) transfers in the context of IOM Assisted Voluntary Return and Reintegration programme, ii) transfers of unaccompanied children to State-run facilities, iii) organized transfers supported by the government, including controlled facilities for temporary accommodation of asylum-seekers in the mainland/sites, and iv) those who depart on their own means.

Data Sources: Population data - Partial Data from the Government and other sources; Arrivals/Departures - Hellenic Police, Hellenic Coastguard

Figures are subject to future adjustment based on consolidated figures provided by the authorities. Percentages may not add up to 100 due to rounding and slightly differ between the text and graphs.

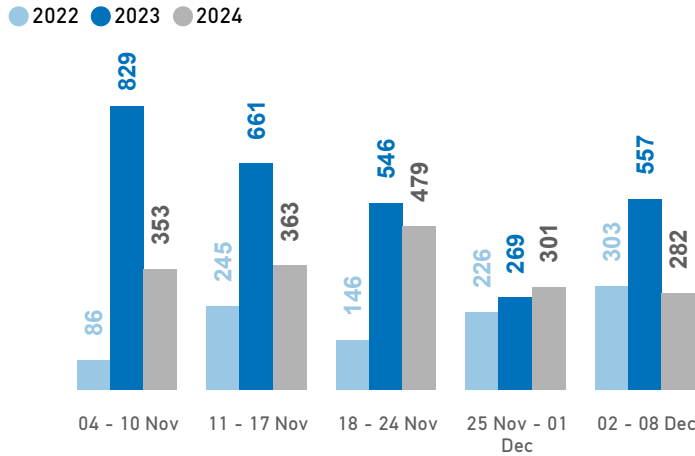
The boundaries, the names shown and the designations used on the map do not imply official endorsement or acceptance by the United Nations.

Dodecanese Islands Weekly Snapshot

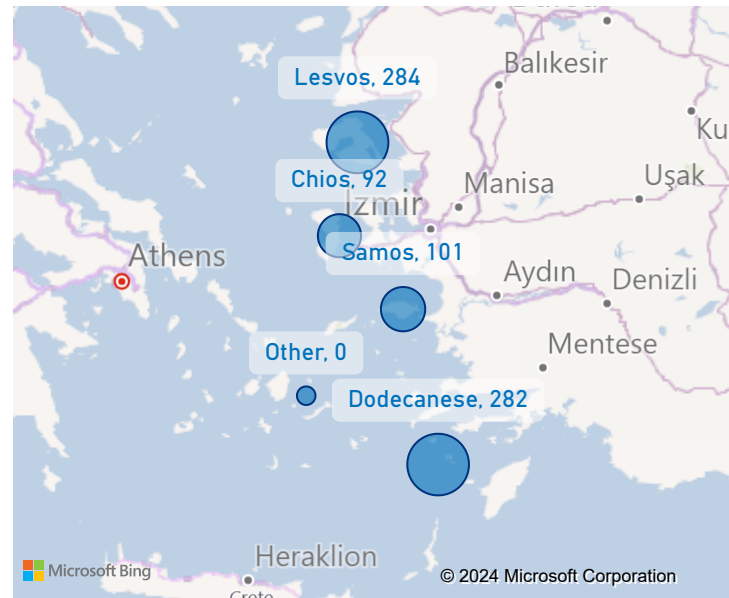
Sea arrivals

This week, the Dodecanese islands saw 282 arrivals, a decrease from last week's 301.

The average of the daily arrivals on the Dodecanese islands for this week is 40.



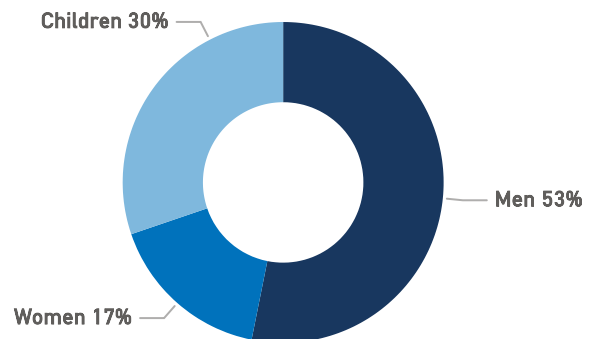
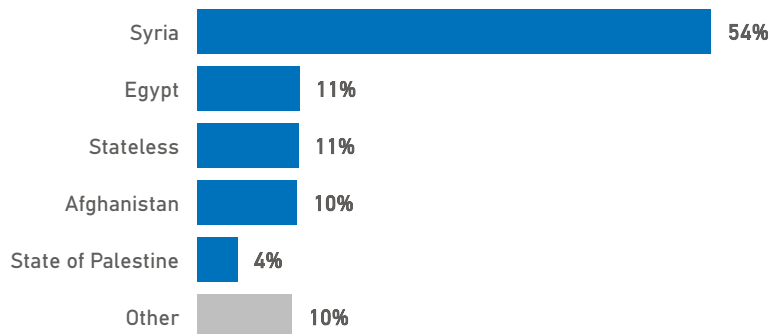
Entry Points



Population in Kos CCAC and Leros CCAC

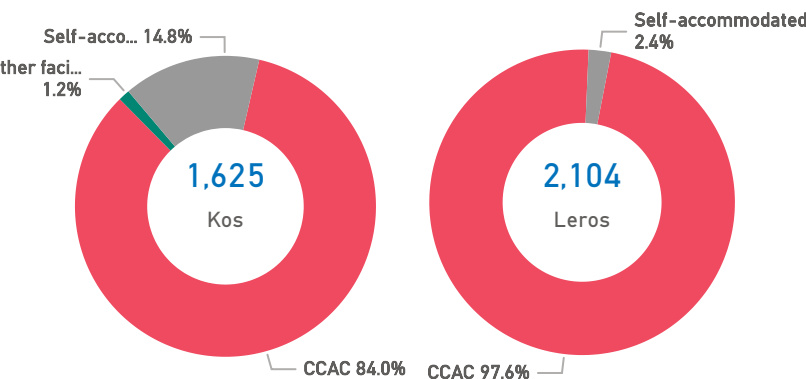
Currently, 3,419 refugees and migrants reside in Kos CCAC and Leros CCAC.

Most of them are from Syria (54%), Egypt (11%) and Stateless (11%). Men account for 53% of the population, women for 17% and children for 30%.



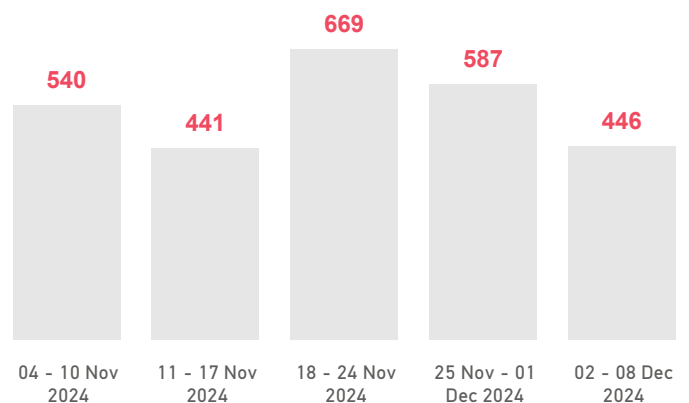
Population on the Dodecanese Islands

There are 3,729 refugees and migrants on the Dodecanese islands. Out of this total, 1,365 reside at the CCAC in Kos, and 2,054 at the CCAC Leros. In Kos, an estimated 240 people are self-accommodated and an additional 20 are hosted in other facilities, while in Leros, an estimated 50 people are self-accommodated, with an additional 0 being hosted in other facilities.



Departures

This week, 446 refugees and migrants departed from the Dodecanese islands to the mainland.



Published on 18/12/2024

more information: [UNHCR Operational Portal - Greece](#)

*Other facilities include shelters for unaccompanied children, detention facilities, etc.

Refugees and migrants includes asylum-seekers, beneficiaries of international protection and people out of the asylum procedure.

Departures to the mainland mainly include: i) transfers in the context of IOM Assisted Voluntary Return and Reintegration programme, ii) transfers of unaccompanied children to State-run facilities, iii) organized transfers supported by the government, including controlled facilities for temporary accommodation of asylum-seekers in the mainland/sites, and iv) those who depart on their own means.

Data Sources: Population data - Partial Data from the Government and other sources; Arrivals/Departures - Hellenic Police, Hellenic Coastguard

Figures are subject to future adjustment based on consolidated figures provided by the authorities. Percentages may not add up to 100 due to rounding and slightly differ between the text and graphs.

The boundaries, the names shown and the designations used on the map do not imply official endorsement or acceptance by the United Nations.