REPUBLIQUE CENTRAFRICAINE

Situation générale du rapatriement volontaire des réfugiés centrafricains

Année 2017 - 2024

CHIFFRES CLÉS

49 772 Personnes rapatriées volontairement depuis 2017 à ce jour

14 090 Ménages

763 Personnes avec handicap

10 717 Femmes

8 840 Hommes

14 366 Filles

14 676 Garçons

1 173 Personnes Agées

COMPOSITION PAR TRANCHE D'ÂGE ET SEXE

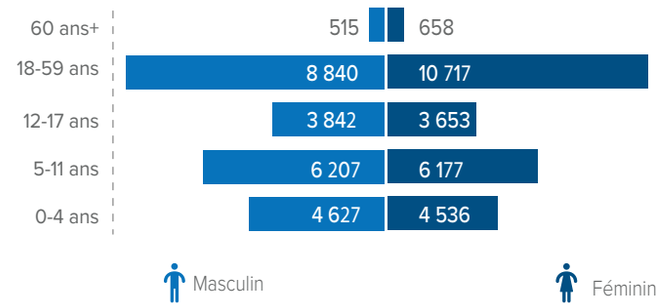

ZONES CONCERNÉES PAR LE RETOUR EN RCA

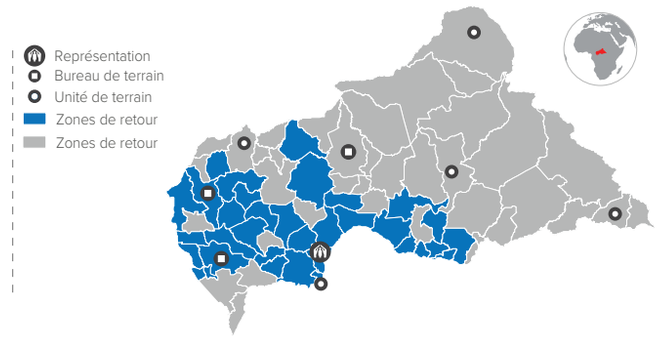

PAYS DE PROVENANCE PAR ANNÉE

ANNÉE 2017-2019 (16 484)

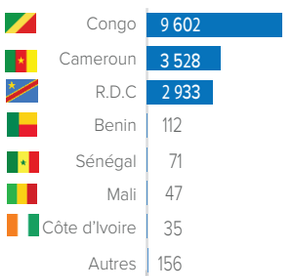

ANNÉE 2020 (4 935)

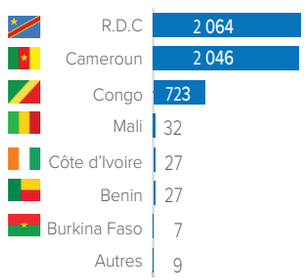

ANNÉE 2021 (5 629)

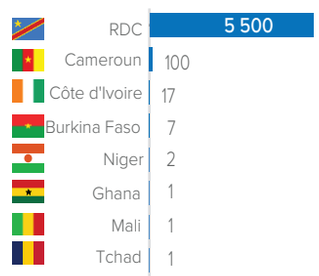

ANNÉE 2022 (5 612)

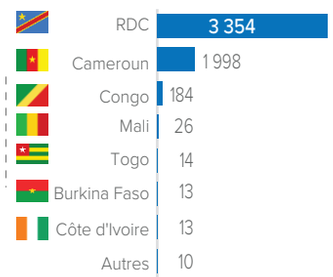

ANNÉE 2023 (4 031)

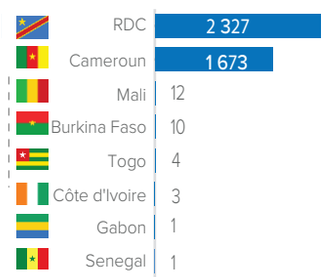

ANNÉE 2024 (13 081)

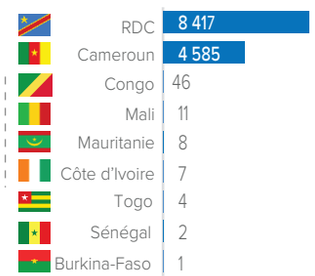

ZONES DE RETOUR EN RCA PAR SOUS-PRÉFECTURE (2017 - 2024)

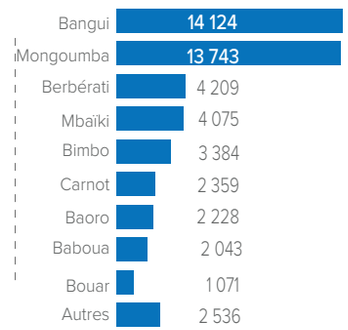

DETAILS SUR LES ZONES DE RETOUR PAR RÉGION

BANGUI & BIMBO

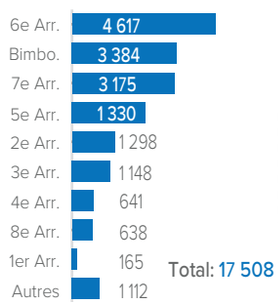

LOBAYE

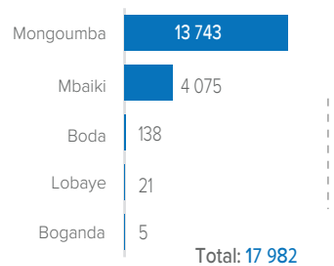

NANA-MAMBÉRÉ

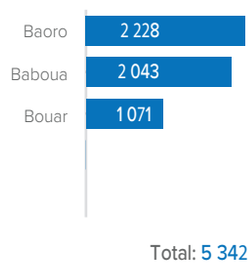

MAMBÉRÉ-KADÉÏ

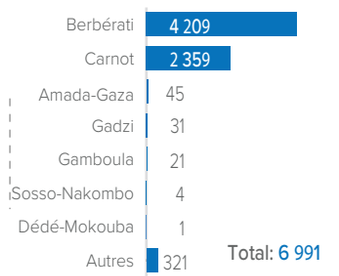

AUTRES RÉGIONS

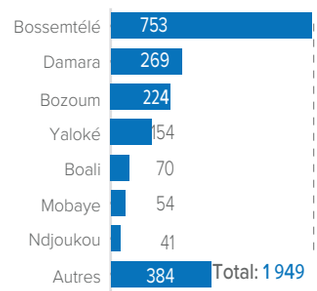

NOMBRE DES RAPATRIÉS PAR ANNÉE

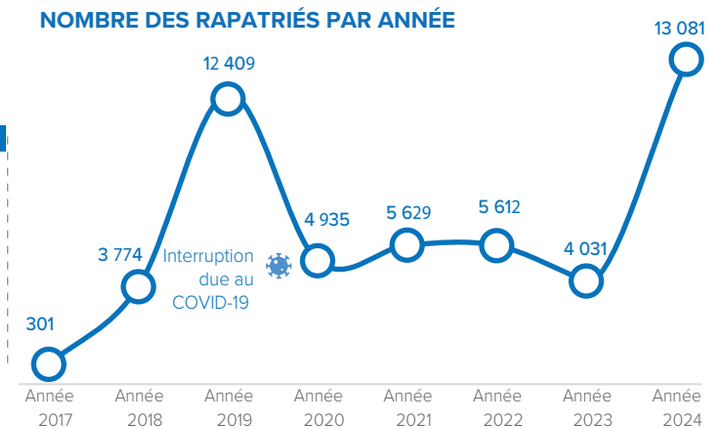

The boundaries and names shown and the designations used on this map do not imply official endorsement or acceptance by the United Nations

Date de mise à jour: 05 Décembre 2024 Sources: UNHCR Feedback: carba@unhcr.org
Plus d'information: http://data.unhcr.org

PARTENAIRES CNR/PARET, PAM, UNFPA, FCA, NRC, AIRD, NOURRIR, ECOBANK

BAILLEURS