I. Refugees and Asylum Seekers in urban areas

Key Figures

6 746 Refugees and Asylum Seekers

6190 Refugees and Asylum Seekers biométrically registered

6 263 Registered Refugees

483 Asylum Seekers

Age and Gender of Refugee Population

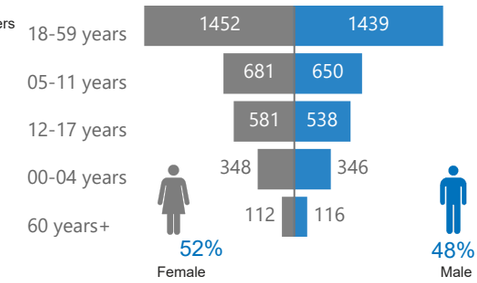

Age and Gender of Asylum Seekers

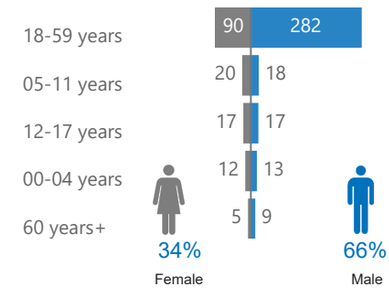

Urbans Asylum Seekers by location

Location	F	M	Total
Bukavu	2	3	5
Goma	19	15	34
Kinshasa	44	64	108
Lubumbashi	79	257	336
Total	**144**	**339**	**483**

Number of Cires	Total
Bukavu	691
Goma	1266
Kinshasa	781
Lubumbashi	2321
Total	**5059**

Urbans Refugees by location

Location	F	M	Total
Bukavu	744	656	1400
Goma	1094	965	2059
Kinshasa	547	552	1099
Lubumbashi	789	916	1705
Total	**3174**	**3089**	**6263**

Urbans Asylum seekers by country of origin

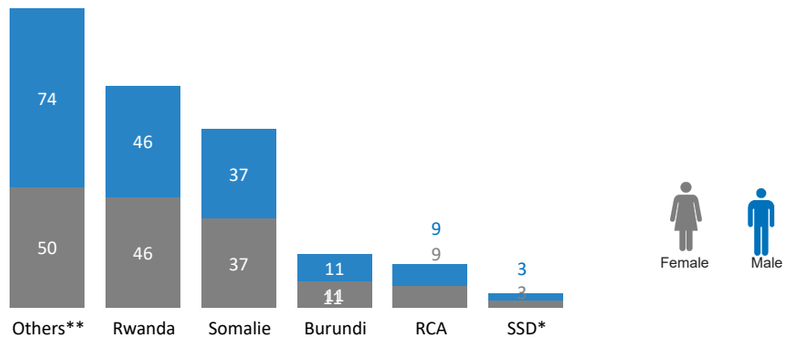

**Syrie(28), Angola(26), République du Congo,(9), Cameroun(5),..

Urbans refugees Profile

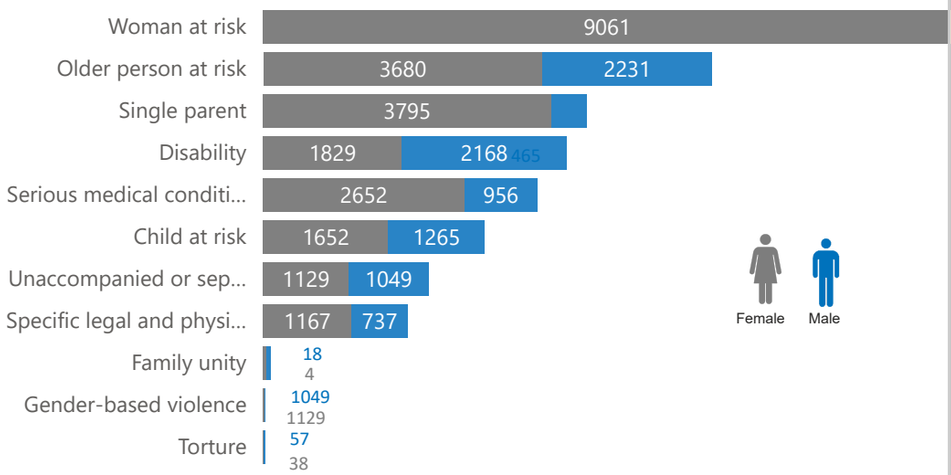

Individually recognized refugees living in the cities of Goma, Kinshasa, Lubumbashi and Bukavu are considered urban refugees in the DRCongo. Continuous registration is carried out in these areas. They are all in possession of identity documents issued by the government with UNHCR support.

Urbans Refugees by location by country of origin

Location	F	M	Tot
Bukavu	**744**	**656**	**1400**
Burundi	133	155	288
Rwanda	611	501	1112
Goma	**1094**	**965**	**2059**
Burundi	358	302	660
Ouganda	4	1	5
Rwanda	732	662	1394
Kinshasa	**547**	**552**	**1099**
Angola	71	66	137
Burundi	32	28	60
Congo	58	79	137
Erithrée	4	4	8
IND		1	1
Liberia	3	2	5
Ouganda	7	11	18
RCA	215	218	433
Rwanda	120	111	231
Sierra Leonne		1	1
SSD	32	26	58
SUD	1	3	4
Syrie	1		1
Tchad	3	2	5
Lubumbashi	**789**	**916**	**1705**
Angola	0	0	0
Burundi	406	508	914
Congo	0	0	0
Cote d'ivoire	5	4	9
RCA	1	4	5
Rwanda	359	379	738
Somalie	11	10	21
Syrie	7	11	18
Total	**3174**	**3089**	**6263**

SSD: South Sudan

SUD: Sudan

RCA: Central African Republic

II. Central African Refugees and Asylum Seekers

Key Figures

206 766 Refugees and Asylum Seekers

149 883 Refugees and Asylum Seekers biometrically registered

206 701 Registered Refugees

65 Asylum Seekers

Age and Gender of Refugee Population

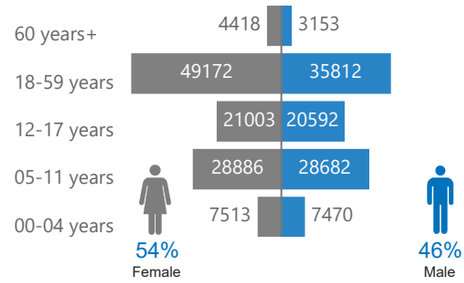

Age and Gender of Asylum Seekers

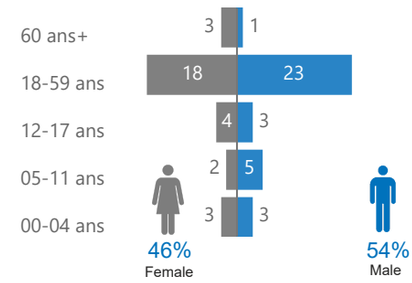

Central African Refugee Population by Type of Location

Rural	In settlements	Urban
155 936	50 327	438
75.44%	24.3%	0.2%

Central african Refugee in settlements

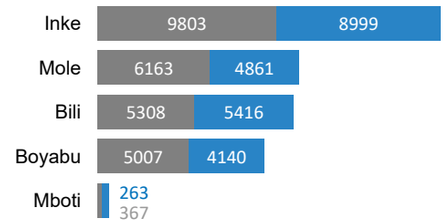

Refugees in the developpement pole

Location	F	M	Total
Modale	3445	2991	6436
nzakara	4805	3931	8736
sidi	2129	2042	4171
wenze	3260	2367	5627
Total	**13639**	**11331**	**24970**

Locations of Central African Refugee Population in DRC

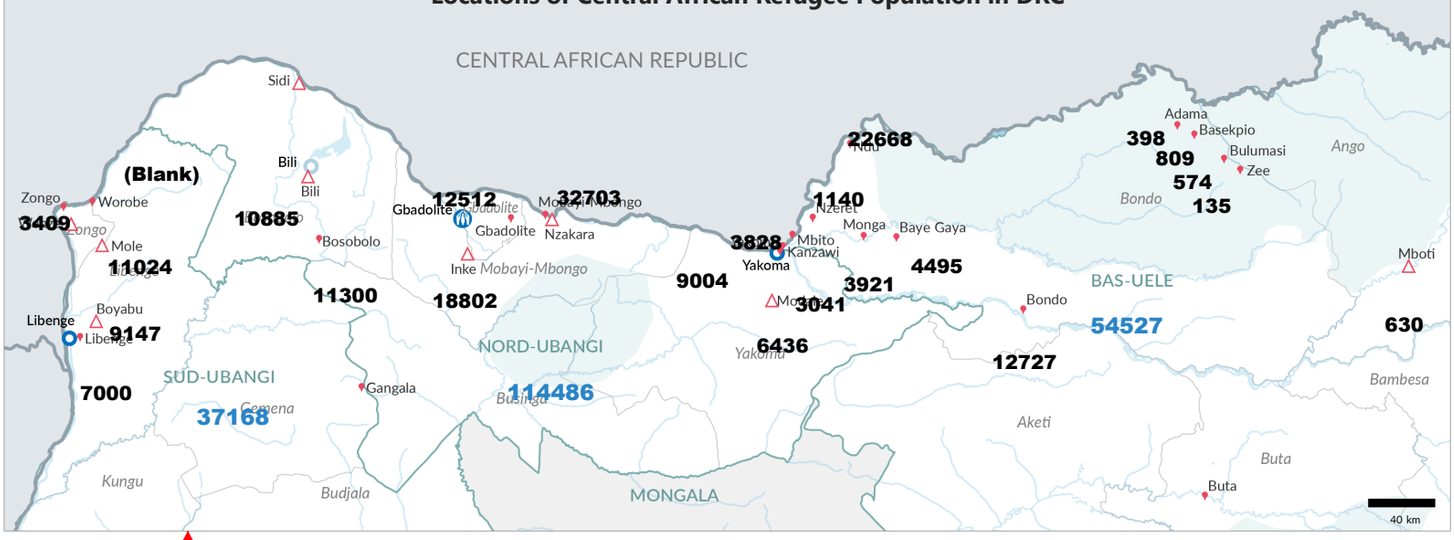

The boundaries and names used on this map do not imply official acceptance by the United Nations.

Refugee Location
Refugee Settlement
UNHCR Sub-Office
UNHCR Field-Office
UNHCR Field-Unit
International Boundary
Provincial Border
Other Countries
Park
Territorial Border

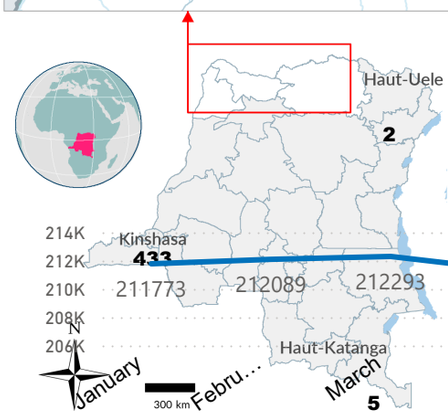

Central African Refugee Population Trend (2024)

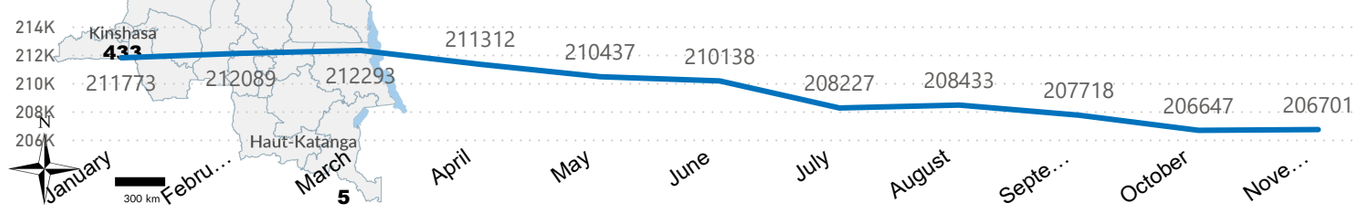

Comments about the figures of Central African refugees

206,766 Central African refugees and asylum seekers in DRC as at 30/11/2024, i.e. **206,701** refugees and **65** asylum seekers with identity documents issued by the government with UNHCR support. This represents an increase of 0.3% on the October 2024 figures, following the registration of new births..

III. South Sudanese Refugees and Asylum Seekers

Key Figures

56 348 Reugees and Asylum Seekers

32 940 Refugees and Asylum Seekers biometrically registered

56 114 Registered Refugees

234 Asylum Seekers

Age and Gender of Refugee Population

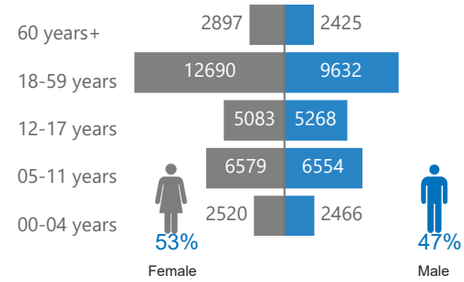

Age and Gender of Asylum Seekers

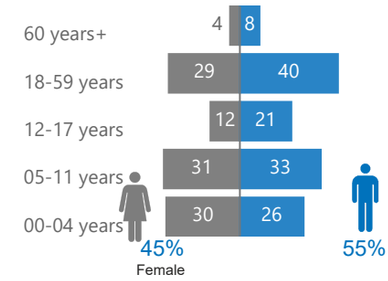

South Sudanese Refugee Population by Type of Location

Rural	In settlements	Urban
20 008	36 048	58
35.66%	64.24%	0.1%

South Sudanese Refugee in settlements

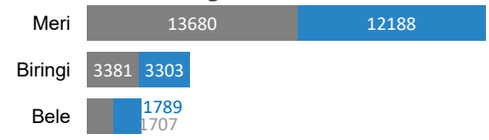

South Sudanese Urban refugee

Location	F	M	Total
Kinshasa	32	26	58
Total	**32**	**26**	**58**

Location of South Sudanese Refugees in DRC

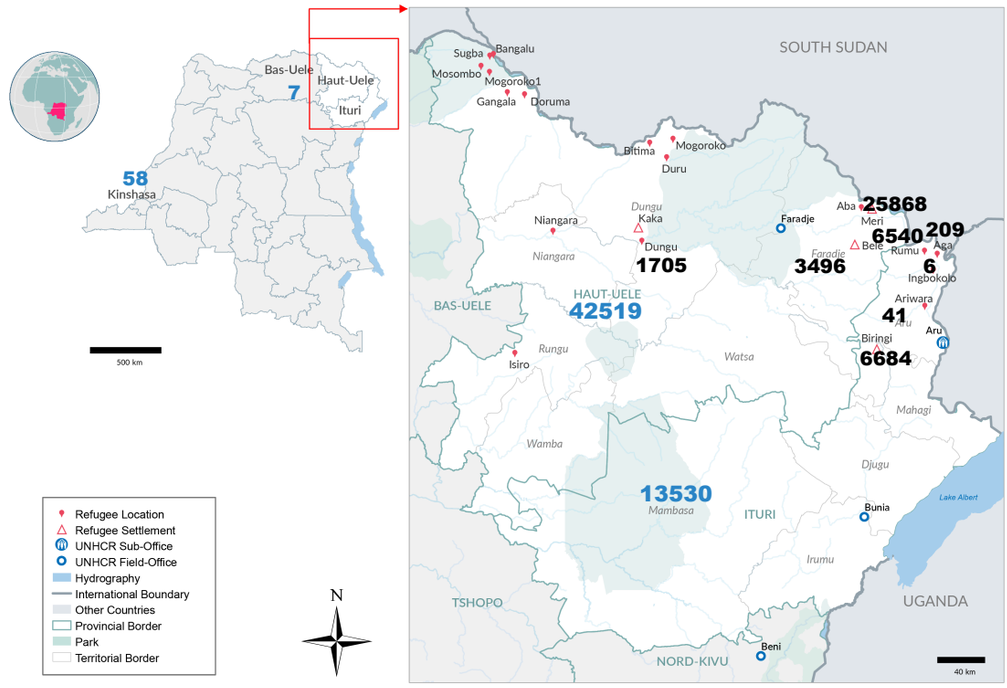

Preparing Q&A

The boundaries and names used on this map do not imply official acceptance by the United Nations.

South Sudanese Refugee Population Trend (2024)

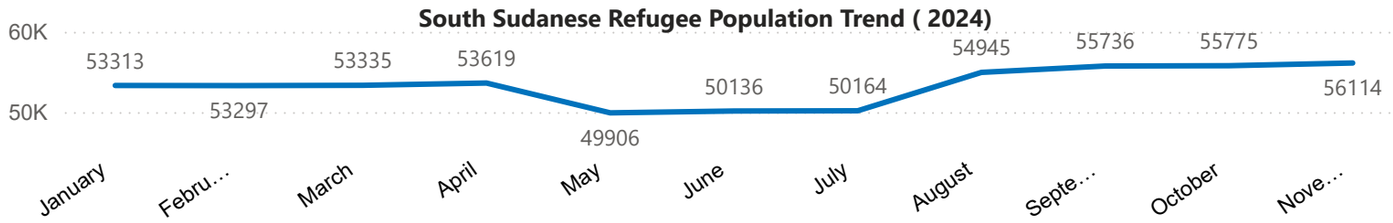

Comments about the figures of South Sudanese refugees

As at 31/11/2024, there were **56,114** South Sudanese refugees and asylum seekers in the DRC with identity documents issued by the government with UNHCR support. An increase of 0.2% can be observed in the number of refugees after routine registration activities.

IV. Burundian Refugees and Asylum Seekers

Key Figures

51 422 Refugees and Asylum Seekers

33 727 Refugees and Asylum Seekers biométrically registered

51 265 Registered Refugees

157 Asylum Seekers

Age and Gender of Refugee Population

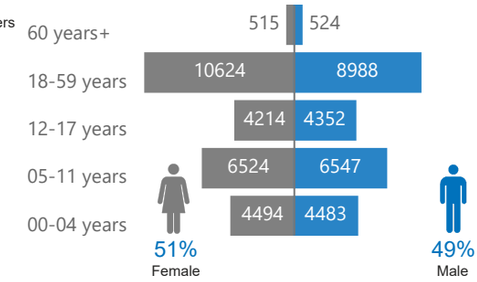

Age and Gender of Asylum Seekers

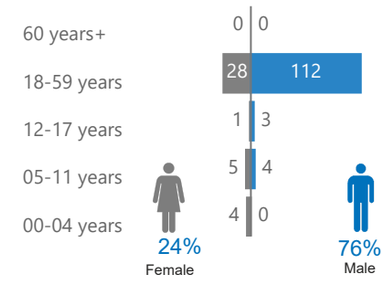

Burundian Refugee Population by Type of Location

Rural	In settlements	Urban
8 499	40 844	1 922
16.58%	79.67%	3.75%

Burundian Refugee in settlements

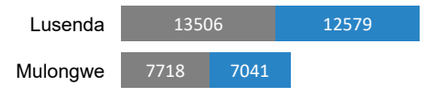

Burudian Urban refugee

Location	F	M
Lubumbashi	406	508
Goma	358	302
Bukavu	133	155
Kinshasa	32	28
Total	**929**	**993**

Location of Burundian Refugees in DRC

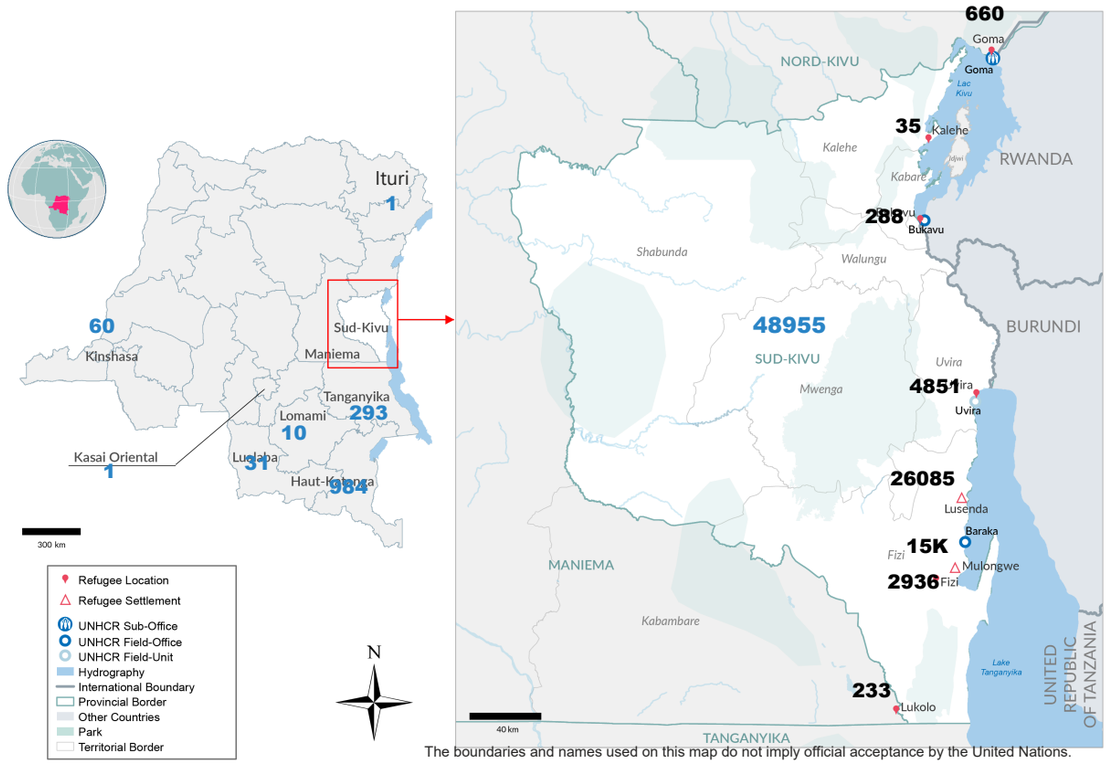

The boundaries and names used on this map do not imply official acceptance by the United Nations.

Burundian Refugee Population Trend (2024)

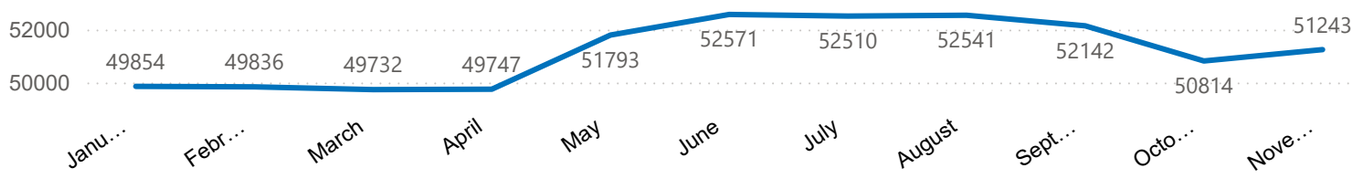

Comments about the figures of Burundian refugees

51,422 Burundian refugees and asylum seekers in DRC as at 31/11/2024, including **51,265** refugees and **157** asylum seekers. There was a 1% increase on October due to the verification of refugees by FO Baraka in Mulongwe and in Tanganyika by SO Kalemie. All refugees and asylum seekers hold identity documents issued by the government with technical support from UNHCR.

V. Rwandese Refugees and Asylum Seekers

Key Figures

204 288 Refugees and Asylum Seekers

4 926 Refugees and Asylum Seekers biométrically registered

204 159 Registered Refugees

129 Asylum Seekers

Age and Gender of Refugee Population

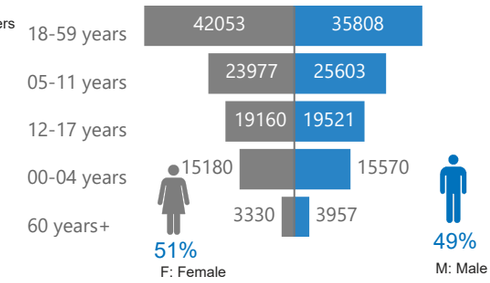

Age and Gender of Asylum Seekers

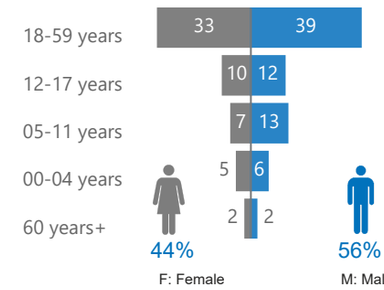

Rwandese Refugee Population by Type of Location

Rural	Urban
200 684	3 475
98.3%	1.7%

Refugee rwandese in province

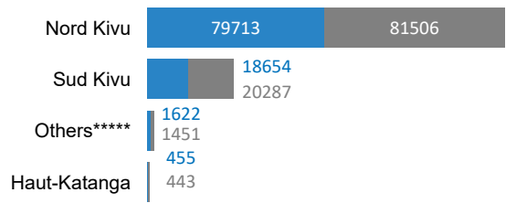

Rwandese Urban refugee

Localisation	F	M
Bukavu	611	501
Goma	732	662
Kinshasa	120	111
Lubumbashi	359	379
Total	**1822**	**1653**

Location of rwandese Refugees in DRC

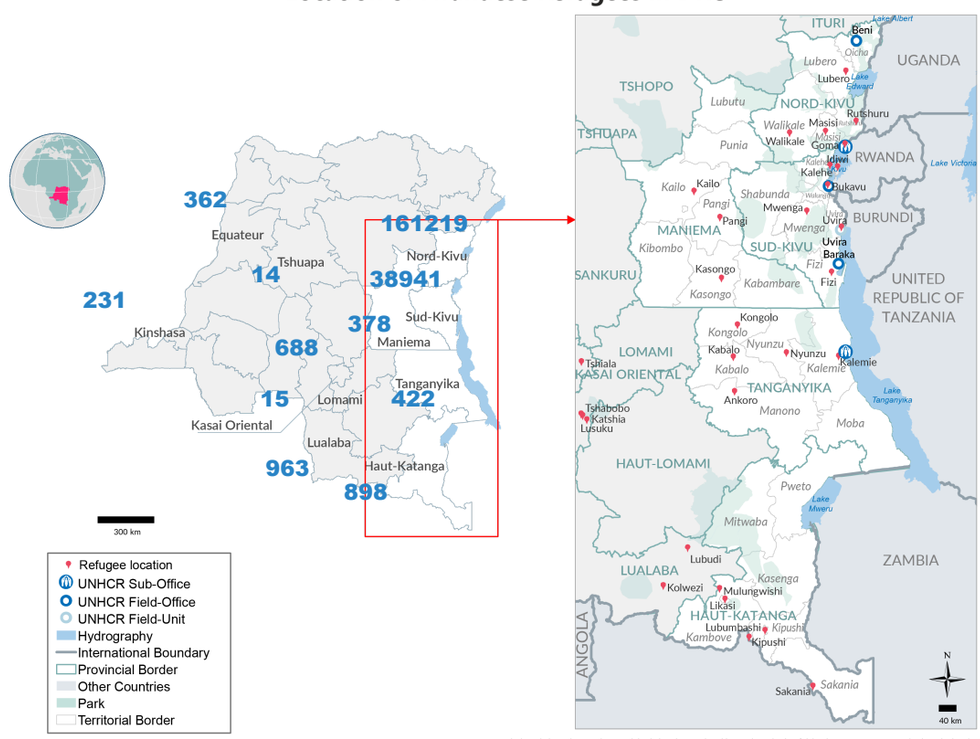

Rwandese Refugee Population Trend (2024)

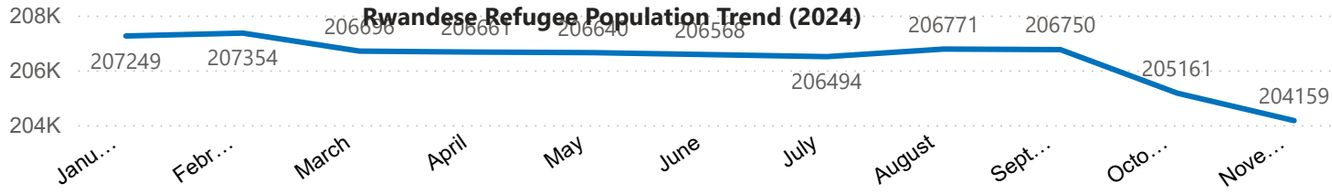

Comments about the figures of rwandese refugees

The presence of armed groups, military operations and inaccessibility in areas with a high concentration of refugees have made it difficult to finalize the registration of Rwandan refugees in the provinces of North and South Kivu. Ongoing registration is effective in accessible areas. The same applies to the repatriation of Rwandan refugees continues. Since the beginning of 2024, **1326** Rwandans have been repatriated voluntary to their country.