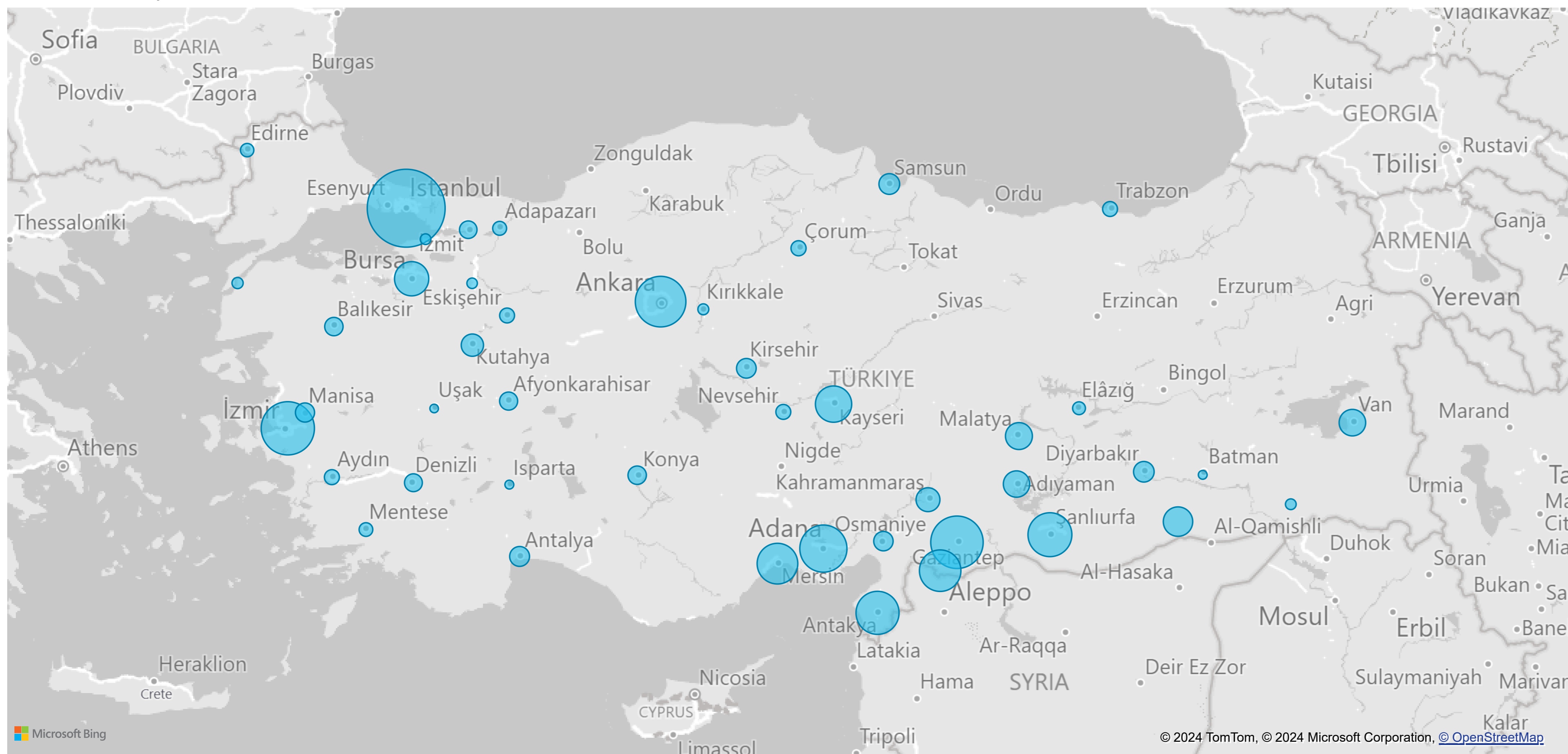
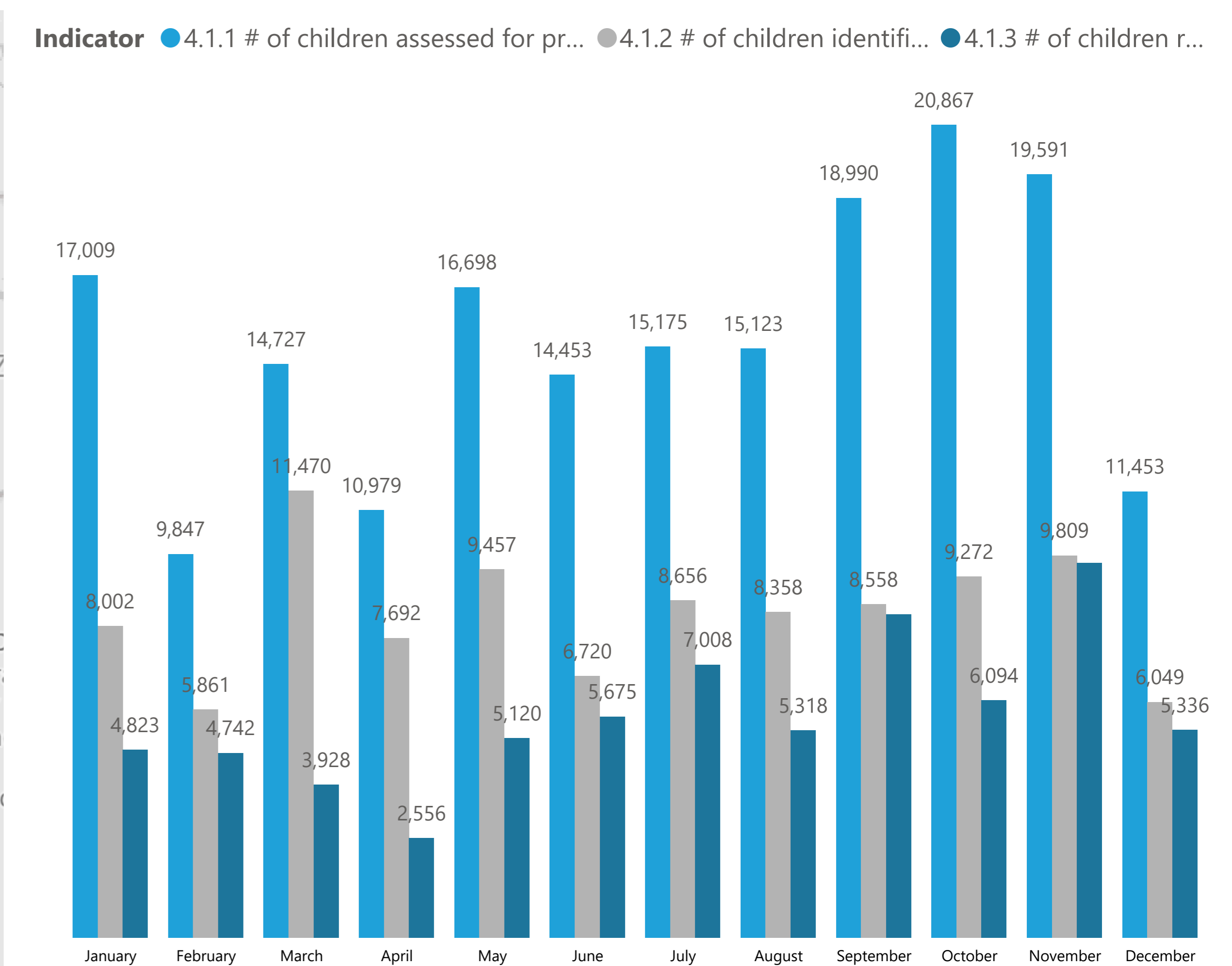




# of Beneficiaries by Location



Individuals benefitting protection Services by Month



Location: All

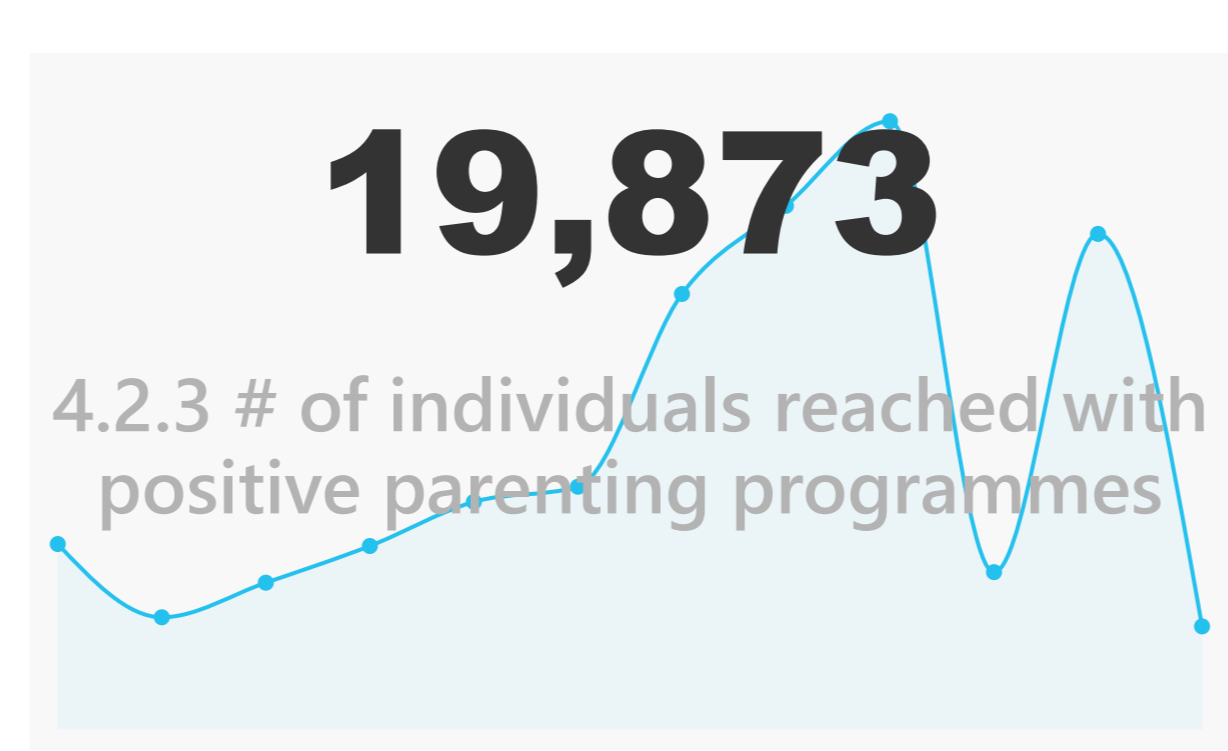
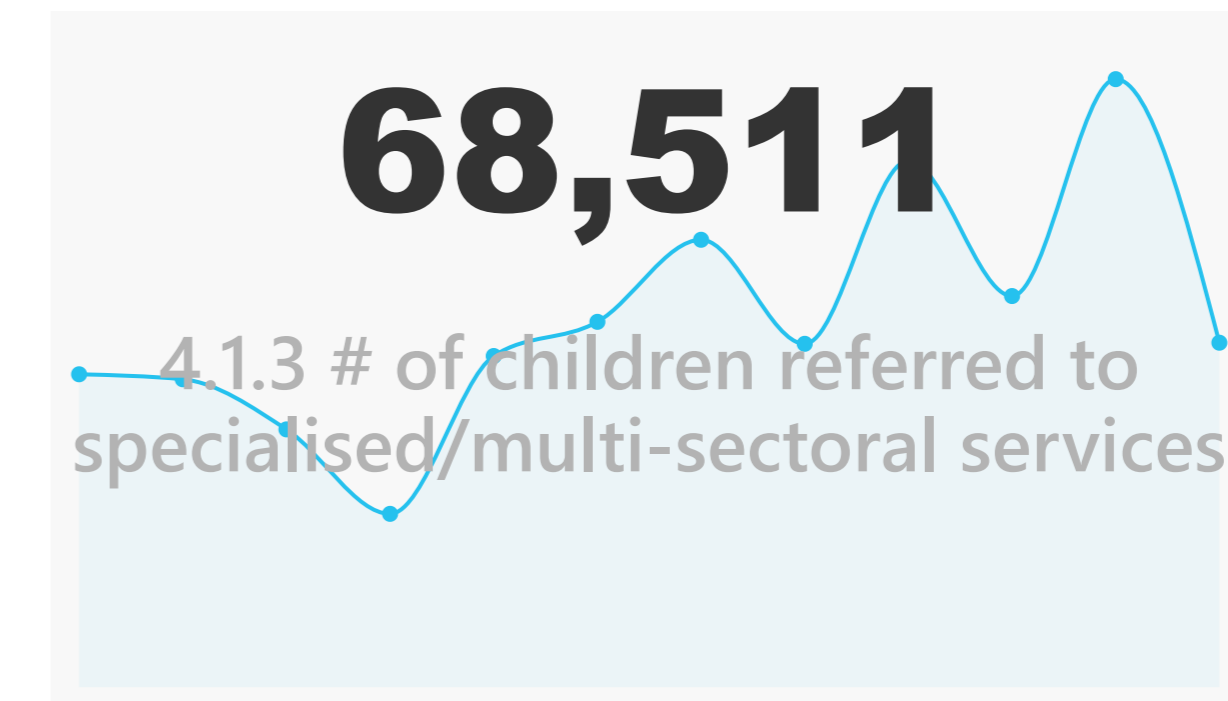
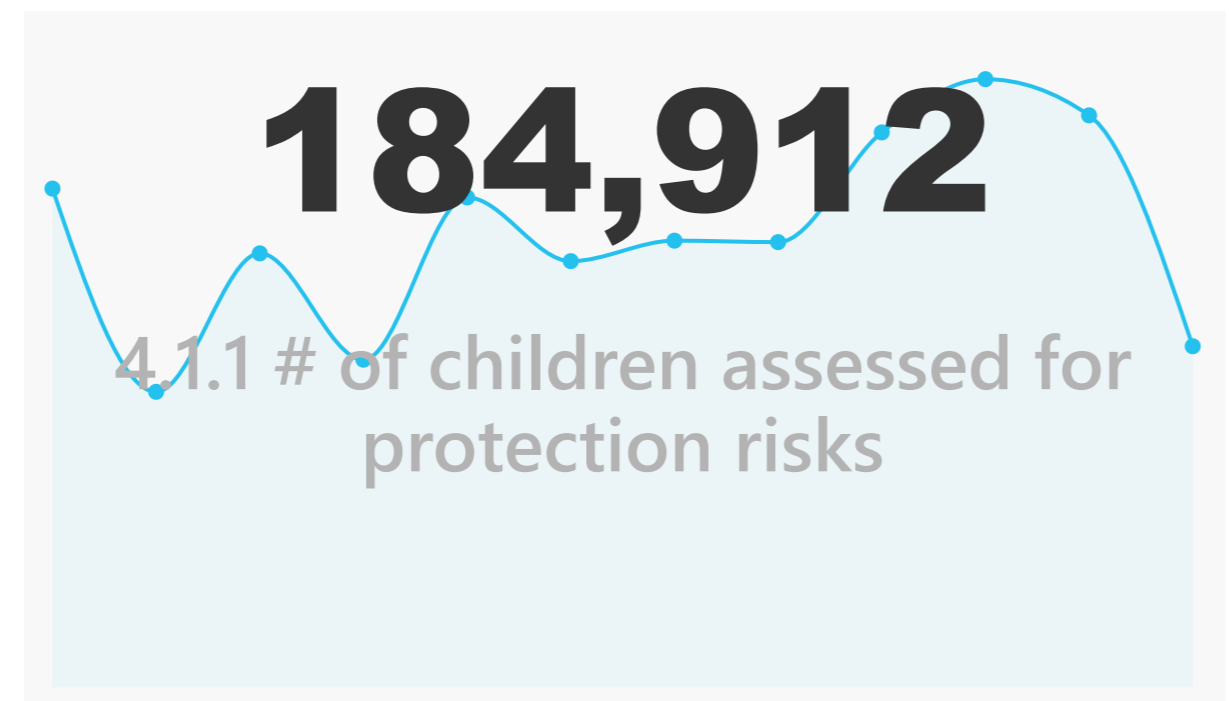
Breakdown of Beneficiaries by Gender: 353,327 total (Female 48.0%, Male 51.4%, GNC 0.5%)

Breakdown of Beneficiaries by Nationality\*: Syrian (262,815), Turkish (49,310), Afghan (23,572), Other N... (17,256), Ukranian (374)

Appeal: All

EQ Response Activity: All

Nationality: All



Reporting Agencies

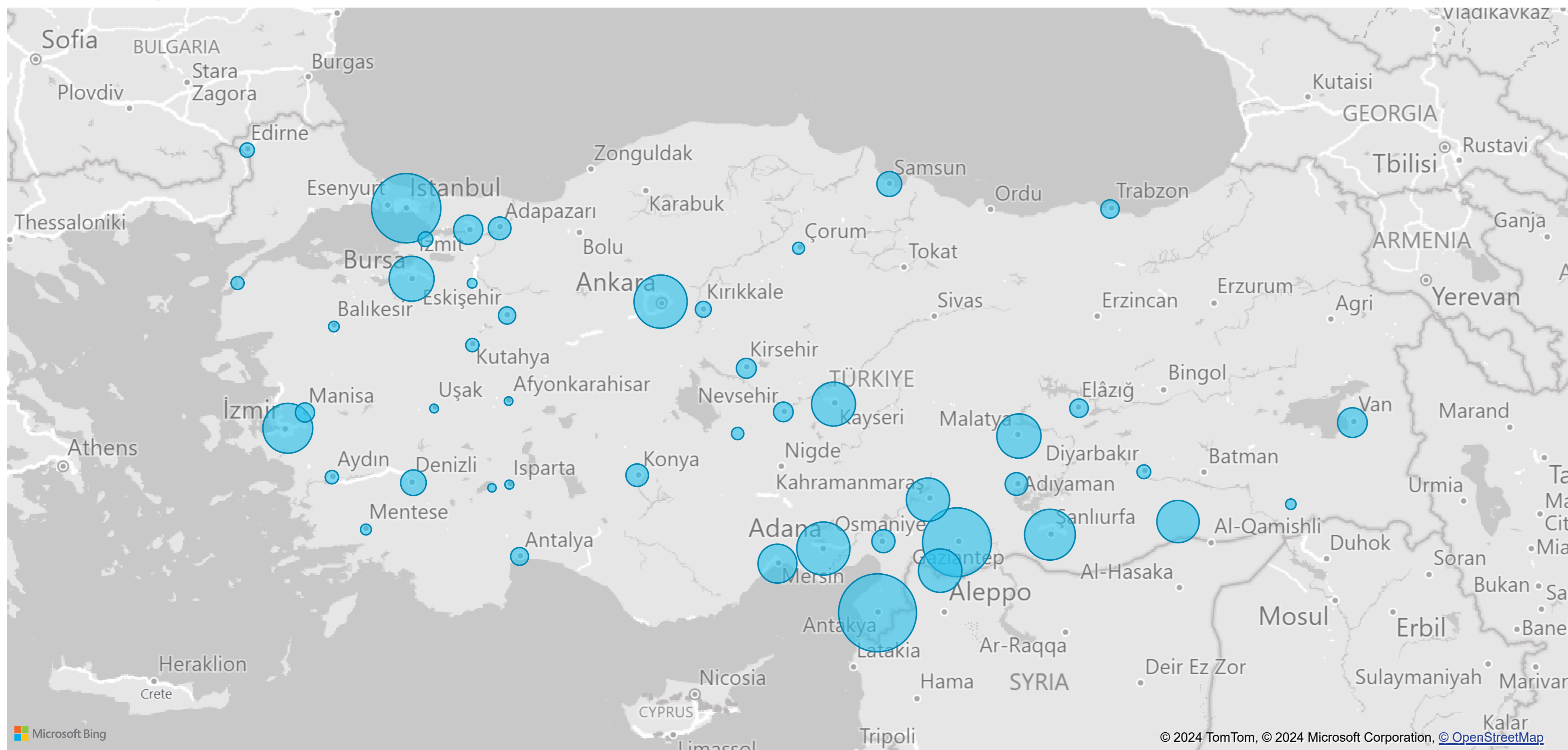
ASAM	Bon...	CAR...	Con...	DDD	Eksi ...	EVS...	Gazi...	GOA...	Gok...	HRDF	IGAM	IOM	KAD...	Kaos...	Kilis...	Mal...	Mav...	MU...	Mult...	NSPPL	Reli...	Sanli...	Save...	STL	Taka...	TAR...	TKV	TRC	UN...	UOS...	WALD	WHH	YSF	YSYD
------	--------	--------	--------	-----	----------	--------	---------	--------	--------	------	------	-----	--------	---------	----------	--------	--------	-------	---------	-------	---------	----------	---------	-----	---------	--------	-----	-----	-------	--------	------	-----	-----	------

Supporting Agencies

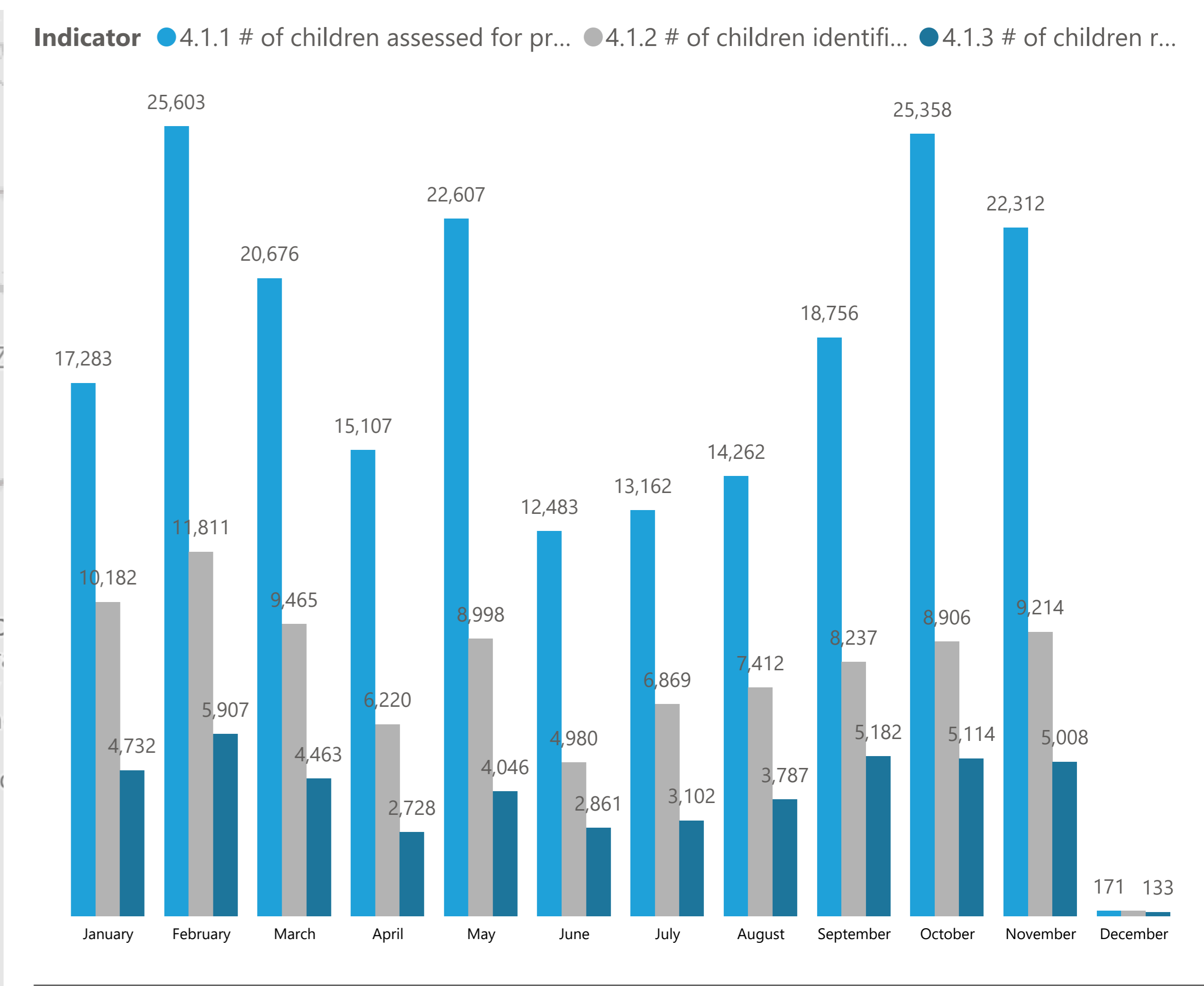
ASAM	CARE Int...	Caritas L...	Concern ...	ECHO Tu...	Eksi 25	GIZ	GOAL In...	IGAM	IOM	KADAV	MDM	MUDEM	Multecil...	Relief Int...	Save the...	STL	UNFPA	UNHCR	UNICEF	UNWom...	WHH	WHO	YSYD
------	-------------	--------------	-------------	------------	---------	-----	------------	------	-----	-------	-----	-------	-------------	---------------	-------------	-----	-------	-------	--------	----------	-----	-----	------



# of Beneficiaries by Location



Individuals benefitting protection Services by Month



Location: All

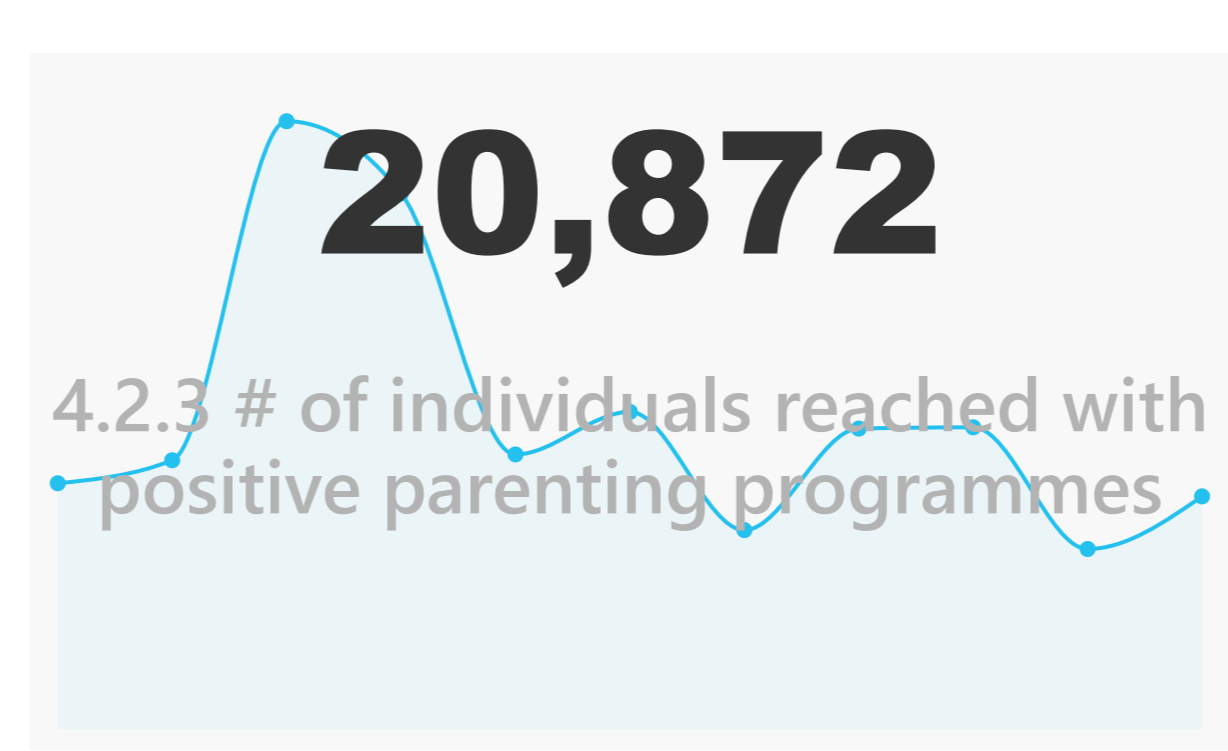
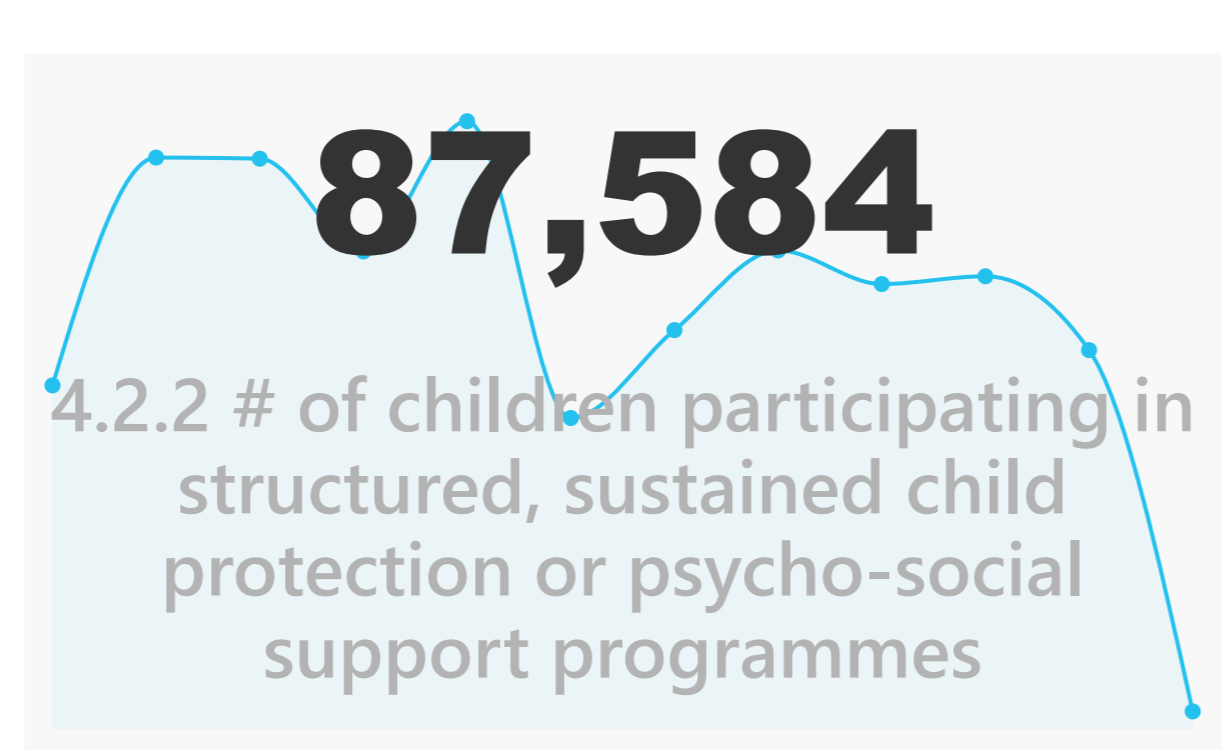
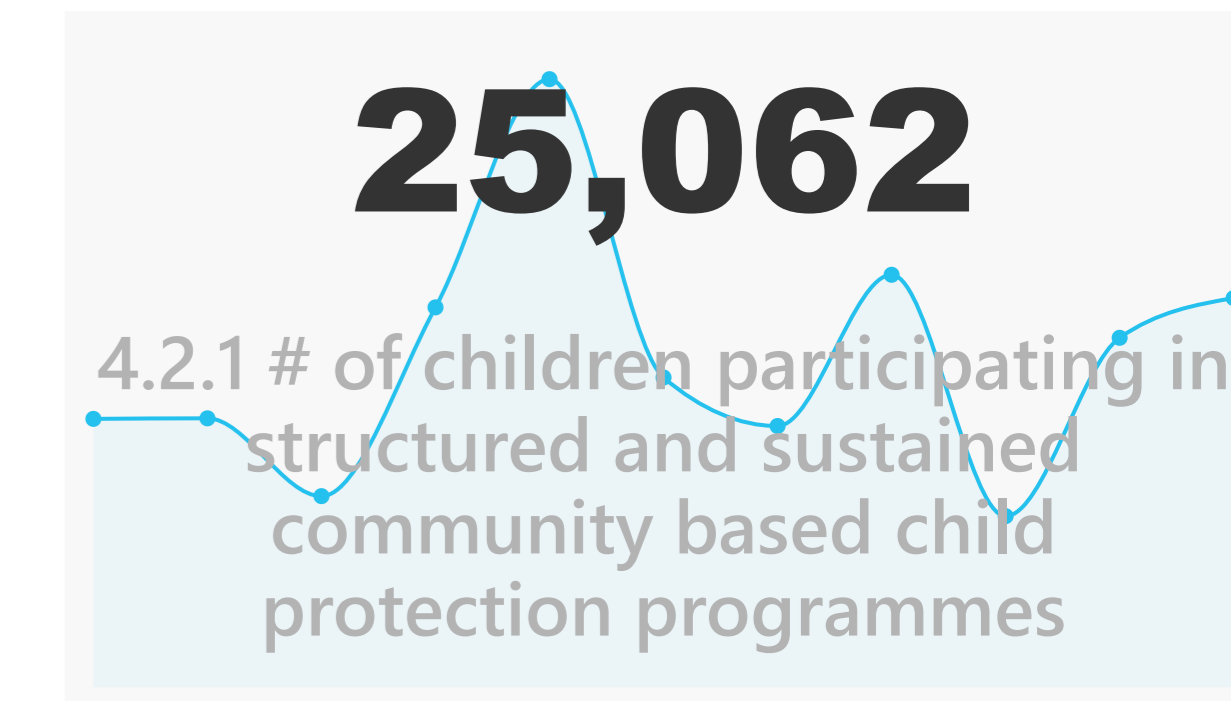
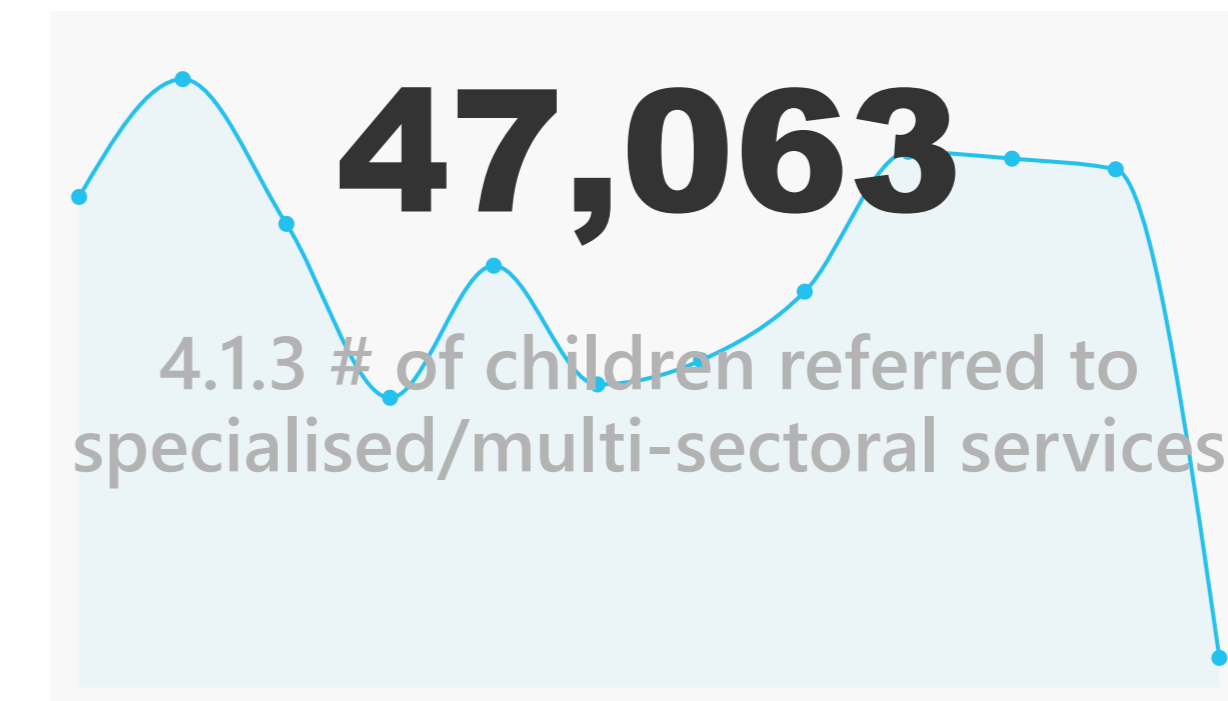

Breakdown of Beneficiaries by Gender: Female 49.4%, Male 50.5%, GNC 0.0%

Breakdown of Beneficiaries by Nationality\*: Syrian 229,818, Turkish 79,036, Other N... 23,075, Afghan 14,129, Ukranian 1,250

Appeal: All

EQ Response Activity: All

Nationality: All












Reporting Agencies

AAR Japan	ASAM	DDD	Eksi 25	Gaziante...	GOAL Int...	Hatay M...	Human ...	IOM	Kaos GL	LWA	MUDEM	NSPPL	Relief Int...	SAMS	SARD	SENE O...	SRP	TARDE	TRC	UOSSM ...	WHH	YSF
AHF	CARE Int...	DRC	EVSAD	Genç Ha...	Hand in ...	HRDF	IGAM	KADAV	Kilis- Pro...	Maya Fo...	Multecil...	Qatar Ch...	RET Inter...	Sanliurfa...	Save the ...	SEVKAR	STL	TKV	UNHCR	WALD	Yeryüzü ...	Zero Dis...

Supporting Agencies

AAR ...	AFAD	ASAM	CARE...	Carit...	Cord...	DRC	GIZ	GOA...	Hand...	Hum...	IGAM	IOM	IRC	KADAV	LWA	Maya...	MDM	MoNE	MUD...	Oxa...	Qatar...	Relief...	RET I...	SAMS	Save ...	SENE...	Shan...	Solid...	UNH...	UNIC...	WHH	Yeryü...
---------	------	------	---------	----------	---------	-----	-----	--------	---------	--------	------	-----	-----	-------	-----	---------	-----	------	--------	--------	----------	-----------	----------	------	----------	---------	---------	----------	--------	---------	-----	----------

Indicator	Progress	Gap	Target	% of Progress	% Bar
4.1.1 # of children assessed for protection risks	203,780.00	0	148,154.00	100.00%	
4.1.2 # of children identified to be at risk	90,397.00	15452	105,849.00	85.40%	
4.1.3 # of children referred to specialised/multi-sectoral services	44,330.00	49330	93,660.00	47.33%	
4.2.1 # of children participating in structured and sustained community based child protection programmes	8,620.00	29150	37,770.00	22.82%	
4.2.2 # of children participating in structured, sustained child protection or psycho-social support programmes (individuals and in groups)	75,086.00	7030	82,116.00	91.44%	
4.2.3 # of individuals reached with positive parenting programmes	20,330.00	5880	26,210.00	77.57%	
4.2.4 # of individuals reached through information campaigns and awareness-raising initiatives on child rights and protection	137,544.00	3396	140,940.00	97.59%	
4.3.1 # of individuals reached with technical capacity development initiatives (including trainings) on child rights and protection	5,561.00	2474	8,035.00	69.21%	
4.3.2 # of institutions supported to improve physical capacities (including related to infrastructure, material and logistic support) on child rights and protection	3.00	7	10.00	30.00%	
4.3.3 # of institutions supported to strengthen human resources capacities (including staffing support such as recruitment of psychologists, social workers) on child rights and protection	114.00	0	31.00	100.00%	