Protection Sector Achievements - 2024

as of December 2024

Inter-Agency Coordination Türkiye

# of Beneficiaries by Location

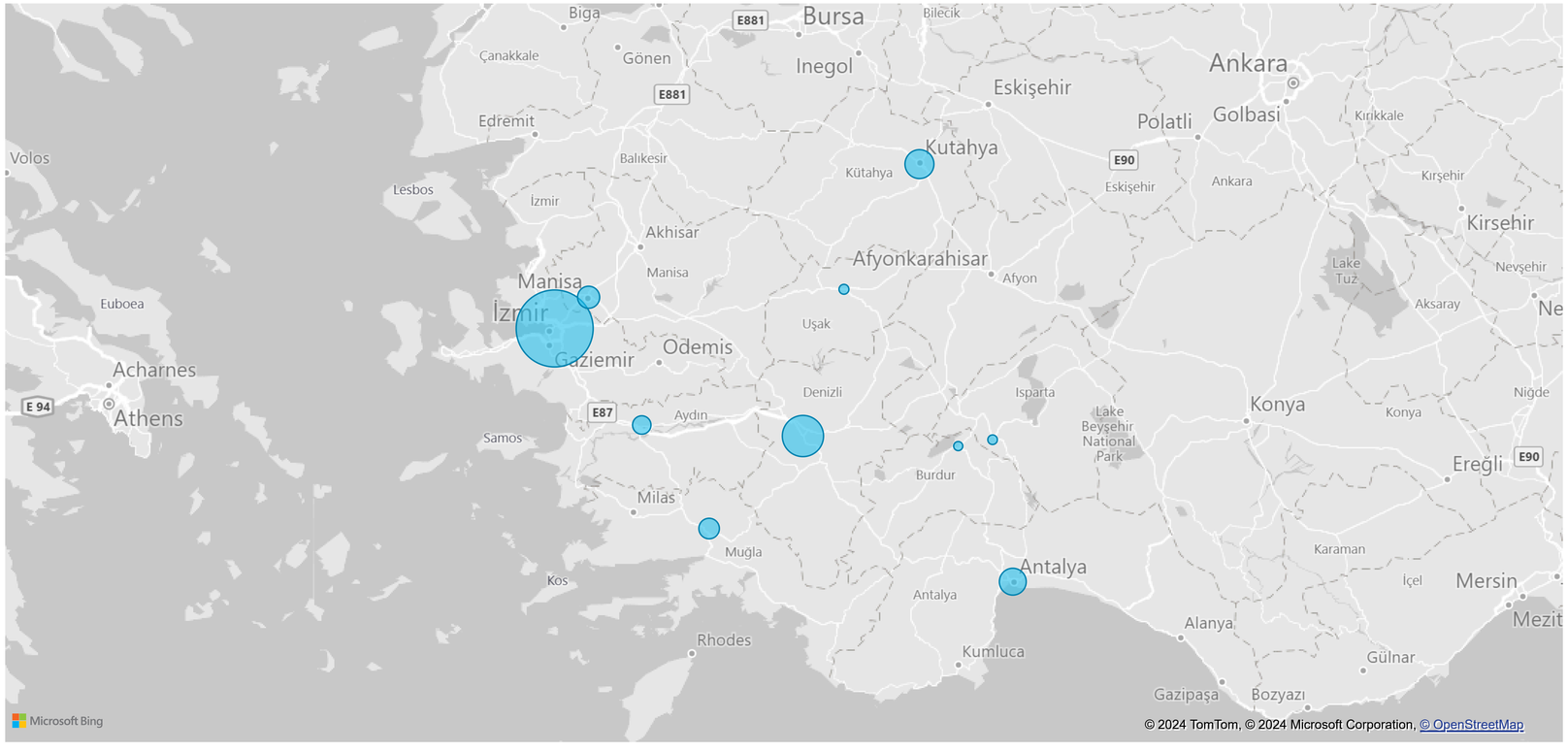

Individuals benefitting protection Services by Month

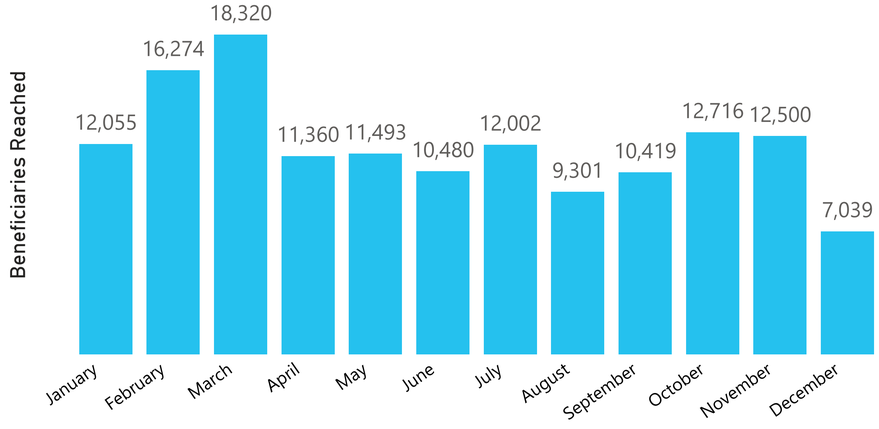

Location

All

Breakdown of Beneficiaries by Gender

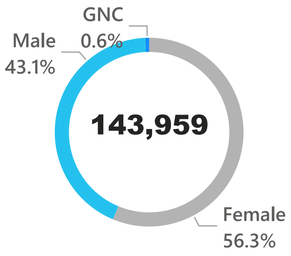

Breakdown of Beneficiaries by Nationality*

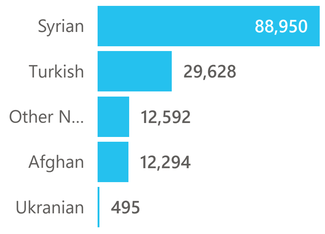

Appeal

All

EQ Response Activity

All

Nationality

All

82,046
Number of individuals benefitting from protection activities

61,402
Number of individuals with specific needs/vulnerabilities assessed and identified with protection n

24,065
Number referrals (of individuals with protection needs) to specialized/multisectoral services

1,869
# of individual GBV survivors provided with GBV specific response services

4,663
# of individual GBV survivors and those at risk assessed

9,923
Number of individuals receiving cash/in-kind assistance to meet their protection needs

23,030
# of children assessed for protection needs

5,693
# of children participating in structured, sustained child protection or psycho-social support progr

12,878
# of individuals provided with individual legal support

2,639
# of individuals trained on international protection, rights, services and available assistance

Reporting Agencies

ASA	ASAM	DDD	Eksi 25	HRDF	IOM	Izmir- Metrop...	Kaos GL	MUDEM	Multecilerle D...	STL	TRC	UNFPA	UNHCR	WHH	YSF

Supporting Agencies

ASAM	Bar Association	Caritas Luxembourg	Eksi 25	IOM	MDM	TİHV	UNFPA	UNHCR	UNICEF	UNWomen	WHH	WHO

Source: *PWG, ActivityInfo* *Feedback*: *IMTurkey@unhcr.org*

**The number of beneficiaries reached is calculated by summing indicators selected by the sectors; there may be duplications.*

Protection Sector Achievements - 2024 - Izmir AoR

as of December 2024

Inter-Agency Coordination Türkiye

# of Beneficiaries by Location

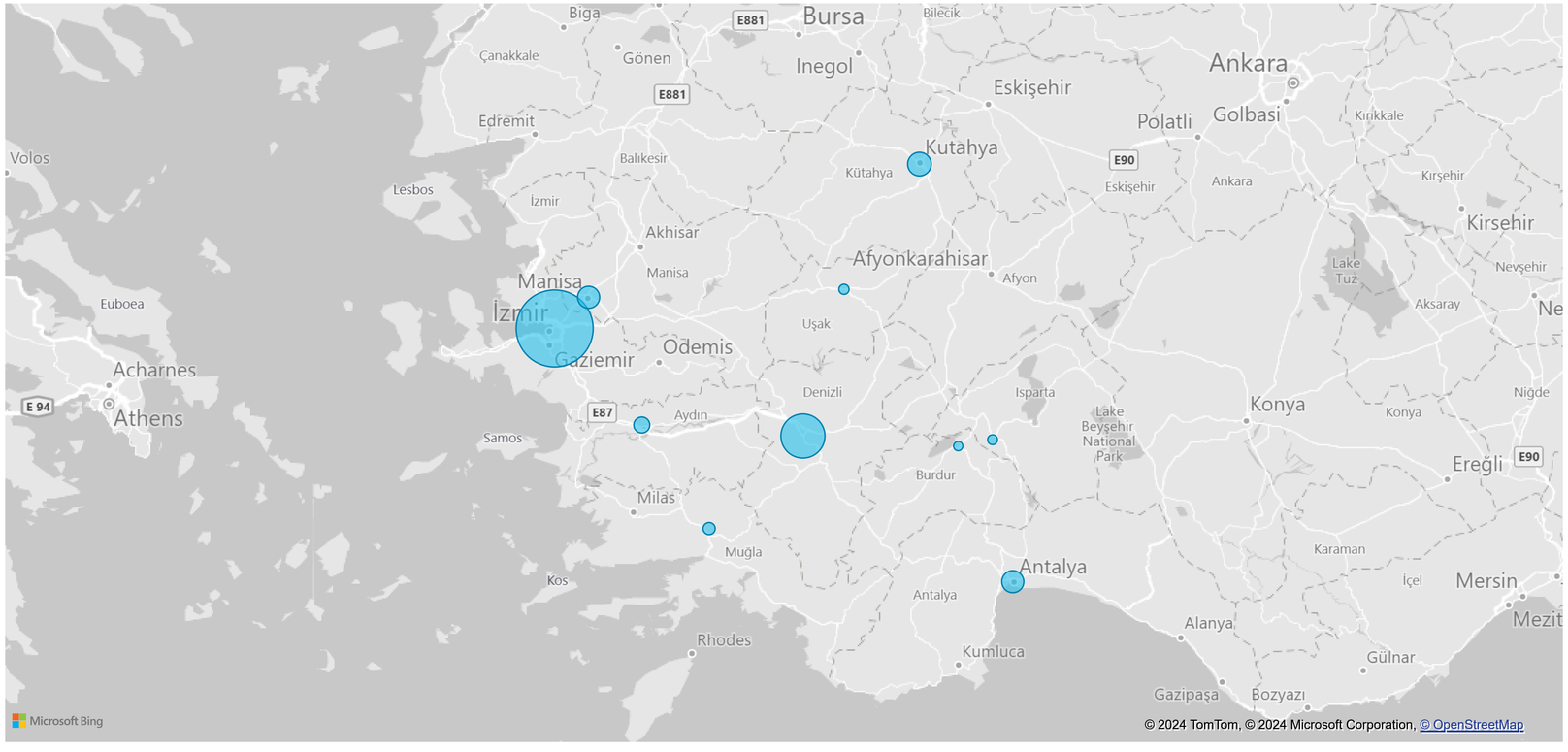

Individuals benefitting protection Services by Month

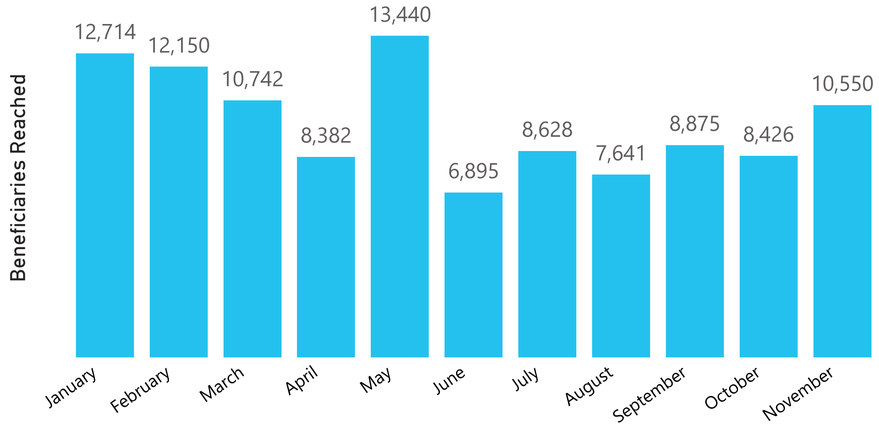

44,512
Number of individuals benefitting from protection activities

42,695
Number of individuals with specific needs/vulnerabilities assessed and identified with protection n

Location

All

Breakdown of Beneficiaries by Gender

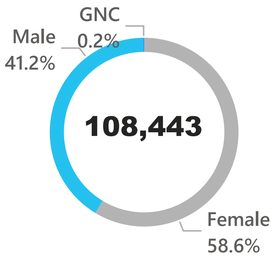

Breakdown of Beneficiaries by Nationality*

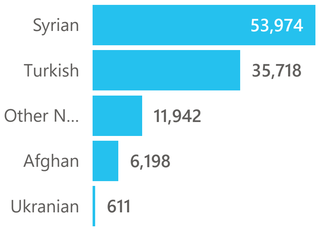

11,872
Number referrals (of individuals with protection needs) to specialized/multisectoral services

1,492
# of individual GBV survivors provided with GBV specific response services

3,578
# of individual GBV survivors and those at risk assessed

3,480
Number of individuals receiving cash/in-kind assistance to meet their protection needs

13,278
# of children assessed for protection needs

1,965
# of children participating in structured, sustained child protection or psycho-social support progr

7,147
# of individuals provided with individual legal support

1,466
# of individuals trained on international protection, rights, services and available assistance

Appeal: All

EQ Response Activity: All

Nationality: All

Reporting Agencies

ASAM	DDD	Eksi 25	HRDF	IOM	Izmir- Metropolitan M...	STL	TRC	UNFPA	UNHCR	YSF

Supporting Agencies

ASAM	Caritas Luxembourg	DWW	IOM	MDM	UNFPA	UNHCR	UNICEF

Source: PWG, ActivityInfo *Feedback: IMTurkey@unhcr.org*

**The number of beneficiaries reached is calculated by summing indicators selected by the sectors; there may be duplications.*

CP Sub-Sector Achievements - 2024 - Izmır AoR

as of December 2024

Inter-Agency Coordination Türkiye

# of Beneficiaries by Location

Individuals benefitting protection Services by Month

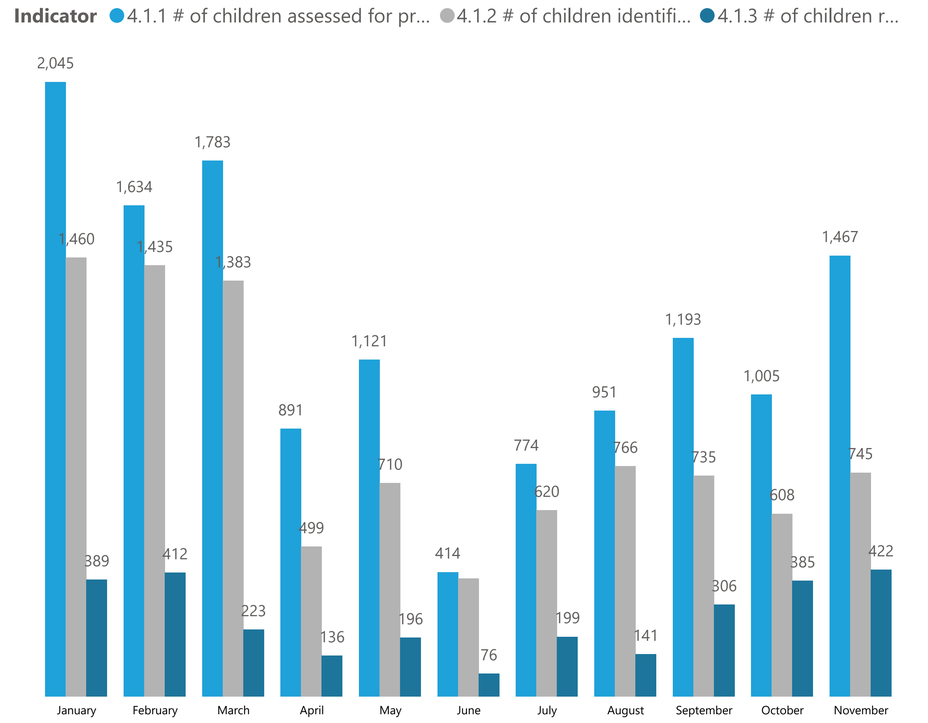

Location

All

Breakdown of Beneficiaries by Gender

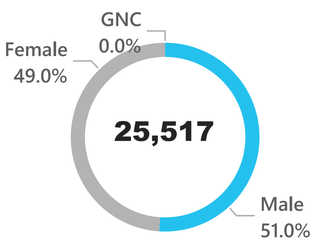

Breakdown of Beneficiaries by Nationality*

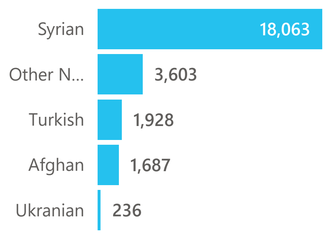

13,278
# of children assessed for protection needs

9,354
# of children identified to be at risk

2,885
4.1.3 # of children referred to specialised/multi-sectoral services

32
# of children participating in structured and sustained community based child protection programmes

1,965
# of children participating in structured, sustained child protection or psycho-social support programmes

1,097
# of individuals reached with positive parenting programmes

4,610
# of individuals reached through information campaigns and awareness-raising initiatives

Appeal: All

EQ Response Activity: All

Nationality: All

Reporting Agencies

ASAM	DDD	Eksi 25	HRDF	IOM	STL	TRC	UNHCR	YSF

Supporting Agencies

ASAM	Caritas Luxembourg	IOM	MDM	UNHCR	UNICEF

Source: PWG, ActivityInfo *Feedback: IMTurkey@unhcr.org*

**The number of beneficiaries reached is calculated by summing indicators selected by the sectors; there may be duplications.*

GBV Sub-Sector Achievements - 2024 - Izmir AoR

as of December 2024

Inter-Agency Coordination Türkiye

# of Beneficiaries by Location

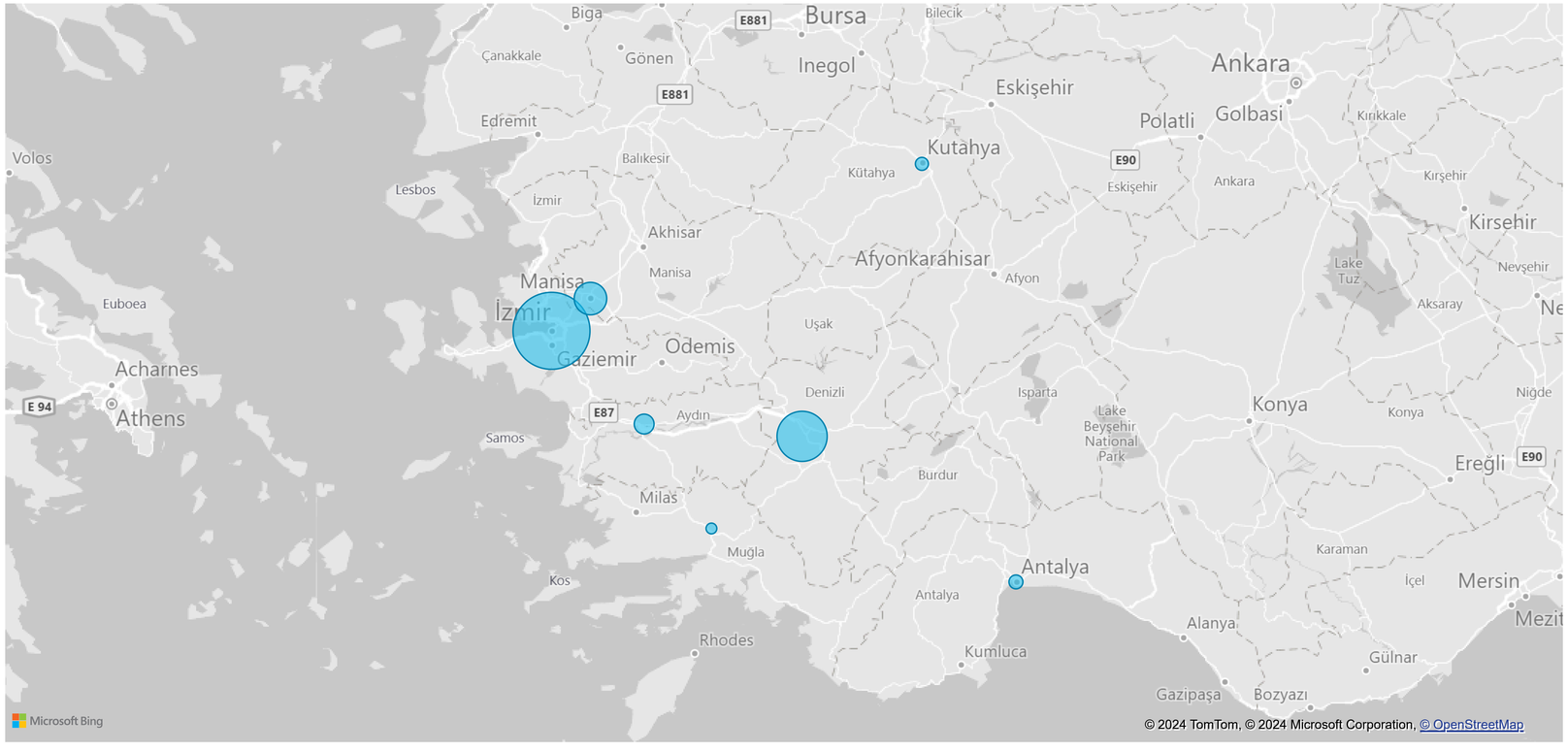

Individuals benefitting protection Services by Month

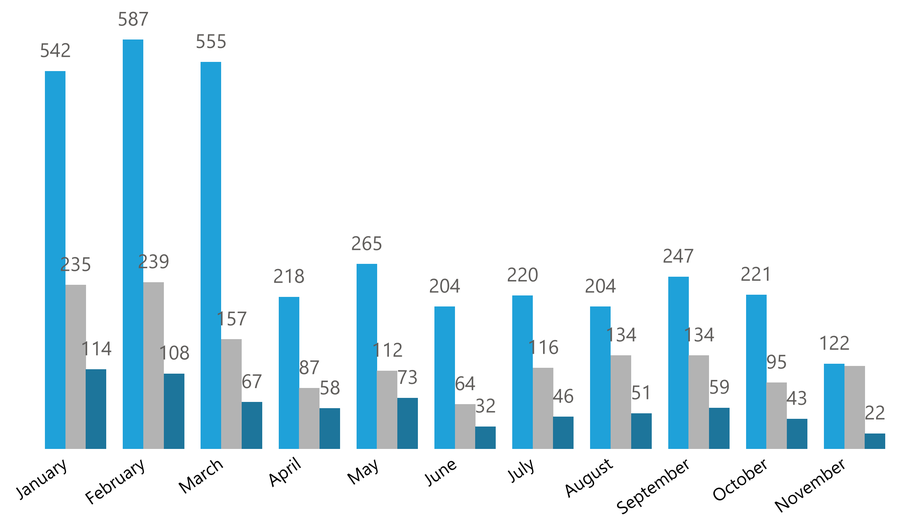

GBV-IMS Categories

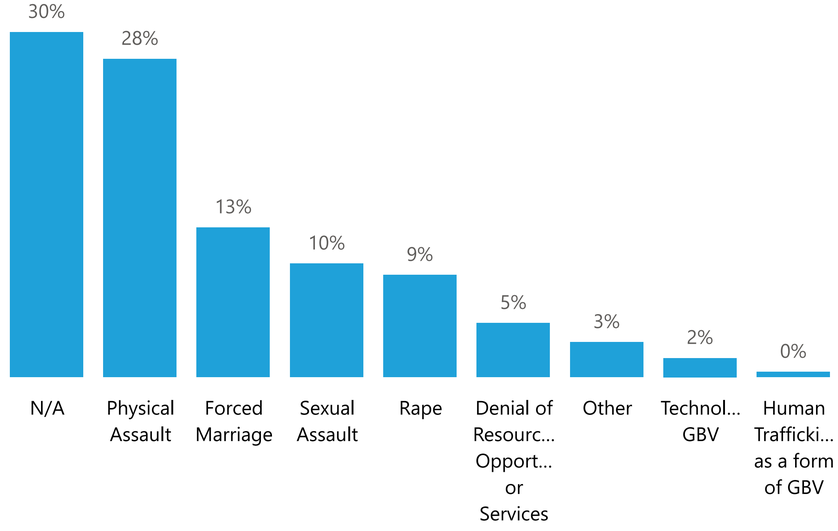

Location

All

Breakdown of Beneficiaries by Gender

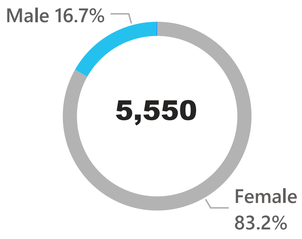

Breakdown of Beneficiaries by Nationality*

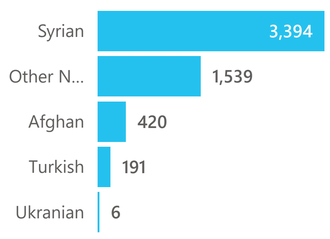

Appeal

All

EQ Response Activity

All

Nationality

All

Reporting Agencies

ASAM	DDD	HRDF	STL	TRC	UNFPA	UNHCR	YSF

Supporting Agencies

ASAM	Caritas Luxembourg	MDM	UNFPA	UNHCR	UNICEF

Source: PWG, ActivityInfo *Feedback: IMTurkey@unhcr.org*

**The number of beneficiaries reached is calculated by summing indicators selected by the sectors; there may be duplications.*

Protection Sector Achievements - 2024

as of December 2024

Inter-Agency Coordination Türkiye

Number of individuals with specific needs/vulnerabilities assessed and identified with protection needs

36,903

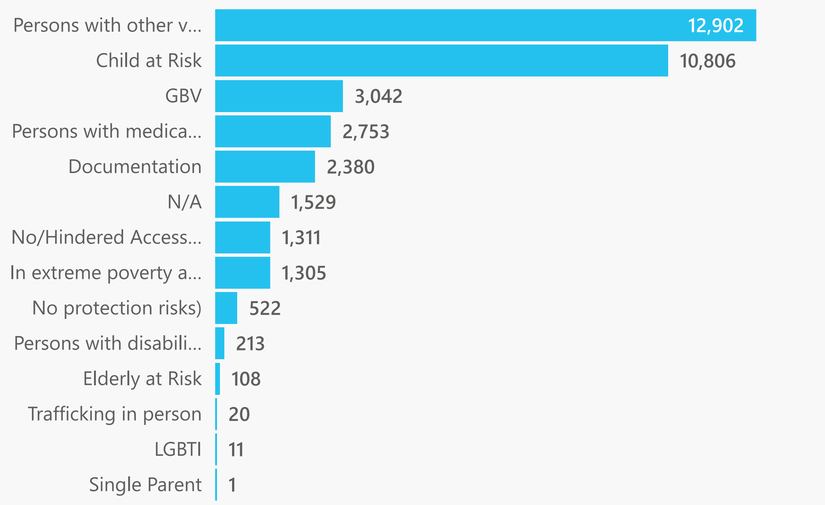

Number of Individuals Trained

736

Number of individuals with specific needs/vulnerabilities assessed and iden...

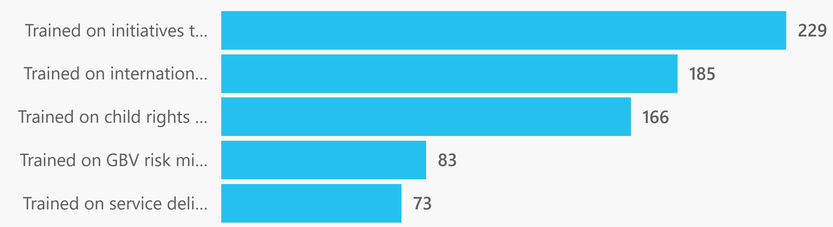

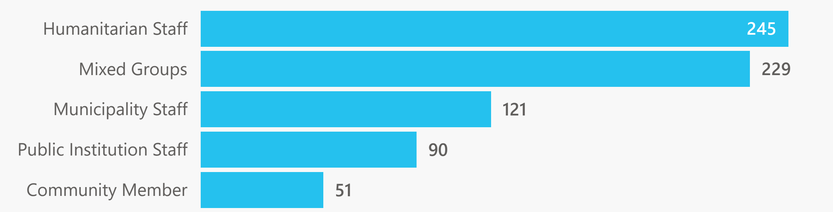

Number of Individuals Reached with Information Dissemination or Awareness Raising

21,250

Location All

Appeal All

Nationality All

EQ Response Activity All

Individuals benefitting protection Services by Month

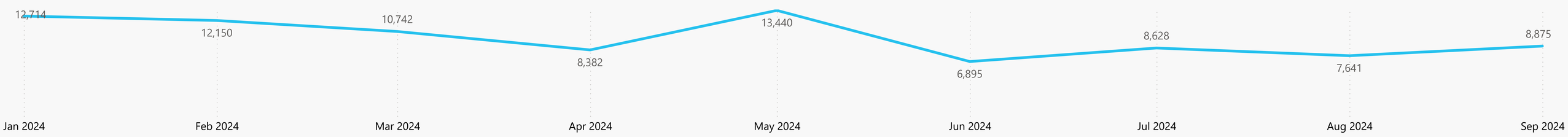

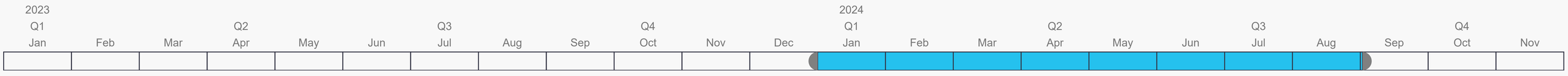

Reporting Agencies

ASAM	DDD	Eksi 25	HRDF	IOM	Izmir- Metropolitan M...	STL	TRC	UNFPA	UNHCR	YSF

Supporting Agencies

ASAM	Caritas Luxembourg	IOM	MDM	UNFPA	UNHCR	UNICEF

Source: PWG, ActivityInfo *Feedback: IMTurkey@unhcr.org*

**The number of beneficiaries reached is calculated by summing indicators selected by the sectors; there may be duplications.*

Protection Sector Achievements - 2024

as of December 2024

Inter-Agency Coordination Türkiye

Location: All

Appeal: All

EQ Response Activity: All

Nationality: All

Indicator Family	January	February	March	April	May	June	July	August	September
1.1.1 # of individuals trained on international protection, rights, services and available assistance	79	1	10	8		19	61	7	
1.4.1 # of refugees/vulnerable host community members provided with individual legal support (legal aid and counsel)	1,042	1,020	755	555	673	472	608	553	547
2.1.1 # of individuals benefitting from protection activities	5,923	6,769	5,208	3,187	4,342	2,265	3,235	3,398	3,714
2.1.2 # of individuals with specific needs/vulnerabilities assessed and identified with protection needs	3,955	3,855	3,410	1,592	2,385	1,411	2,076	2,111	2,080
2.1.3 # referrals (of individuals with protection needs) to specialized/multisectoral services	1,536	1,640	1,214	796	1,035	599	902	967	1,380
2.1.4 # of individuals receiving cash/in-kind assistance to meet their protection needs	907	335	356	243	453	249	175	111	394
2.1.5 # of individual receiving psycho-social support	433	121	71	189	87	68	102	295	187
2.2.1 # of individuals reached through information campaigns and awareness-raising on rights, entitlements, services and assistance	761	657	514	220	420	111	88	153	50
2.3.1 # of individuals engaged in sustained and structured mobilization efforts and empowerment programmes	124	68	92	7	35	2	21	24	16
2.5.1 # of refugee and host community members participating in one-off events specific to social cohesion	21	144	191	689	71	39	46	40	55
2.5.2 # of refugee and host community members participating in structured and sustained programmes specific to social cohesion	3,361	1,938	2,992	2,782	6,639	3,488	3,922	2,544	3,955
2.5.4 # of individuals reached with capacity sharing initiatives to promote peaceful co-existence and social cohesion		52	101	7	17	3	28	13	8
3.1.1 # of individual Gender-Based Violence (GBV) survivors and those at risk assessed	542	587	555	218	265	204	220	204	247
3.1.2 # of individual GBV survivors provided with GBV specific response services	235	239	157	87	112	64	116	134	134
3.1.3 # of individual GBV survivors referred to multi-sectoral GBV specific response services	114	108	67	58	73	32	46	51	59
3.2.1 # of individuals reached through GBV-related information campaigns and activities to raise public awareness on rights, entitlements and assistance for prevention, mitigation and response to GBV	693	453	399	460	703	279	339	319	160
3.3.1 # of individuals reached with technical capacity development (including trainings) initiatives on GBV risk mitigation, prevention and response			38		21				24
4.1.1 # of children assessed for protection risks	2,045	1,634	1,783	891	1,121	414	774	951	1,193
4.1.2 # of children identified to be at risk	1,460	1,435	1,383	499	710	393	620	766	735
4.1.3 # of children referred to specialised/multi-sectoral services	389	412	223	136	196	76	199	141	306
4.2.1 # of children participating in structured and sustained community based child protection programmes								4	5
4.2.2 # of children participating in structured, sustained child protection or psycho-social support programmes (individuals and in groups)	251	128	356	246	197	33	241	191	176
4.2.3 # of individuals reached with positive parenting programmes	128	110	80	43	79	46	69	136	82
4.2.4 # of individuals reached through information campaigns and awareness-raising initiatives on child rights and protection	546	838	348	431	496	173	232	478	304
4.3.1 # of individuals reached with technical capacity development initiatives (including trainings) on child rights and protection		85	2	51	26	2			
Total	**24,545**	**22,629**	**20,305**	**13,395**	**20,156**	**10,442**	**14,120**	**13,591**	**15,811**

Reporting Agencies

ASAM | DDD | Eksi 25 | HRDF | IOM | Izmir- Metropolitan M... | STL | TRC | UNFPA | UNHCR | YSF

Supporting Agencies

ASAM | Caritas Luxembourg | DWW | IOM | MDM | UNFPA | UNHCR | UNICEF

Source: PWG, ActivityInfo *Feedback: IMTurkey@unhcr.org*

**The number of beneficiaries reached is calculated by summing indicators selected by the sectors; there may be duplications.*