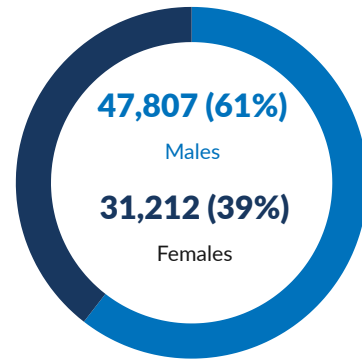


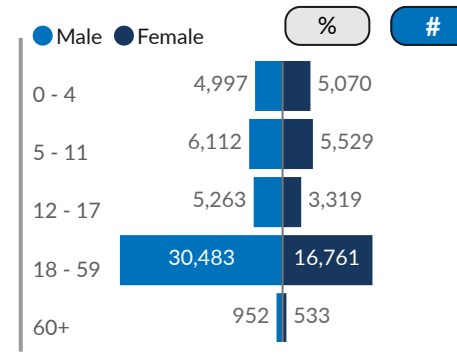
Legal Status: Urban or DC:

Gender: Mantika:



16,372 (21%) Boys
30,483 (38%) Men
20,580 (26%) Single Males
952 (1%) Elderly Men (60+)

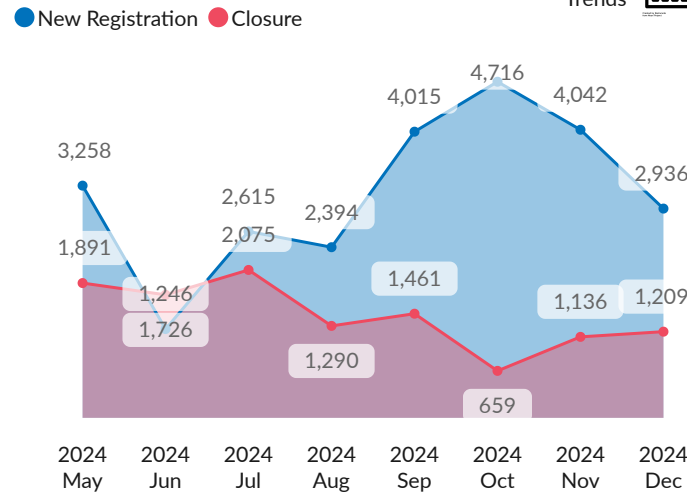
13,918 (18%) Girls
16,761 (21%) Women
2,245 (3%) Single Females
533 (1%) Elderly Women (60+)



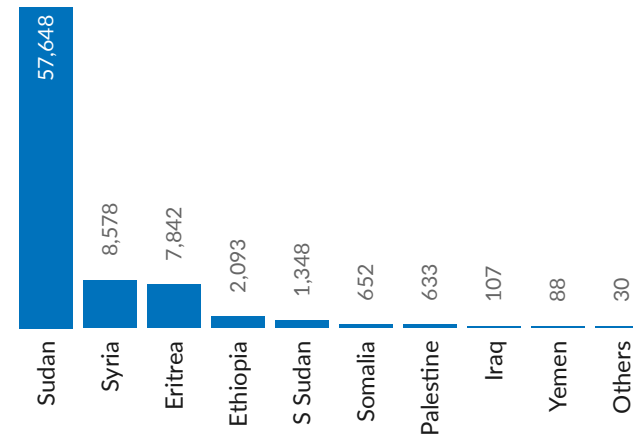
Place of Residence

Mantika	# of Individuals	% of Individuals
Tripoli	36,428	46.10%
Aljfara	18,941	23.97%
Misrata	5,687	7.20%
Unknown	4,419	5.59%
Azzawya	4,406	5.58%
Almargeb	2,663	3.37%
Zwara	2,097	2.65%
Benghazi	1,692	2.14%
Al Jabal Al Gharbi	696	0.88%
Ejdabia	314	0.40%
Al Jabal Al Akhdar	310	0.39%
Sebha	287	0.36%
Tobruk	221	0.28%
Almarj	156	0.20%
Sirt	144	0.18%
Wadi Ashshati	140	0.18%
Nalut	138	0.17%
Murzuq	78	0.10%
Derna	71	0.09%
Aljufra	50	0.06%
Alkufra	45	0.06%
Ubari	36	0.05%

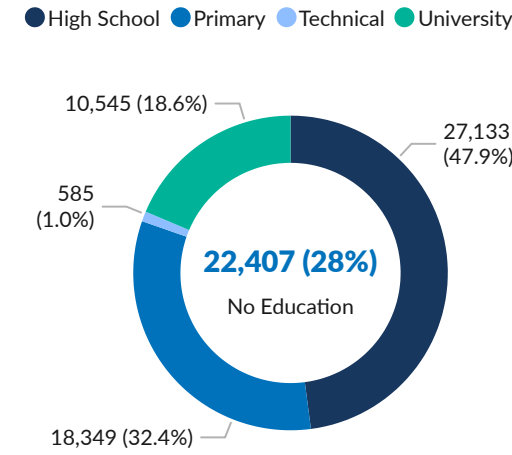
New Registration / Closure



Nationality



Education level in the country of origin

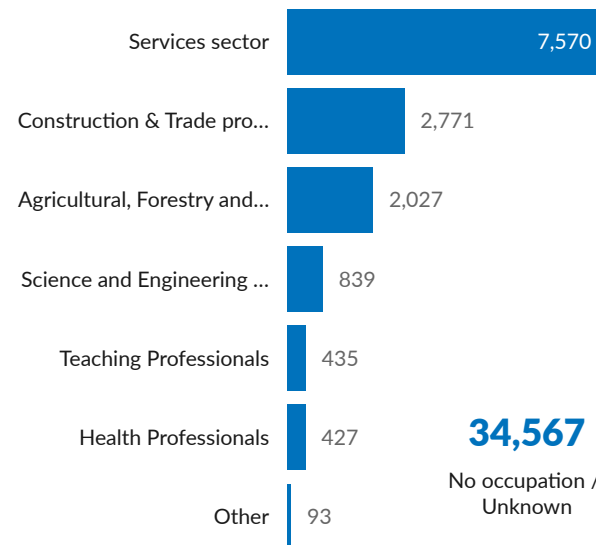


Specific Needs Categories

Categories	Individuals	% Value
Child at risk	10,599	12.62%
Disability	1,302	1.55%
Family unity	1,226	1.46%
Older person at risk	368	0.44%
Serious medical condition	8,572	10.21%
SGBV	2,145	2.55%
Single parent	1,982	2.36%
Specific legal and physical protection needs	49,415	58.84%
Torture	1,628	1.94%
Unaccompanied or separated child	2,213	2.64%
Woman at risk	4,532	5.40%

* Specific needs categories can only be filtered by Nationality

Occupation in the country of origin



* data contains only adult population



© 2024 TomTom, © 2025 Microsoft Corporation, © OpenStreetMap