SPAIN Weekly snapshot - Week 52 (23 - 29 Dec 2024)

The charts below are based on figures from the Ministry of Interior and UNHCR estimates. All figures are provisional and subject to change

Refugees & migrants: sea and land arrivals in week 52[1]

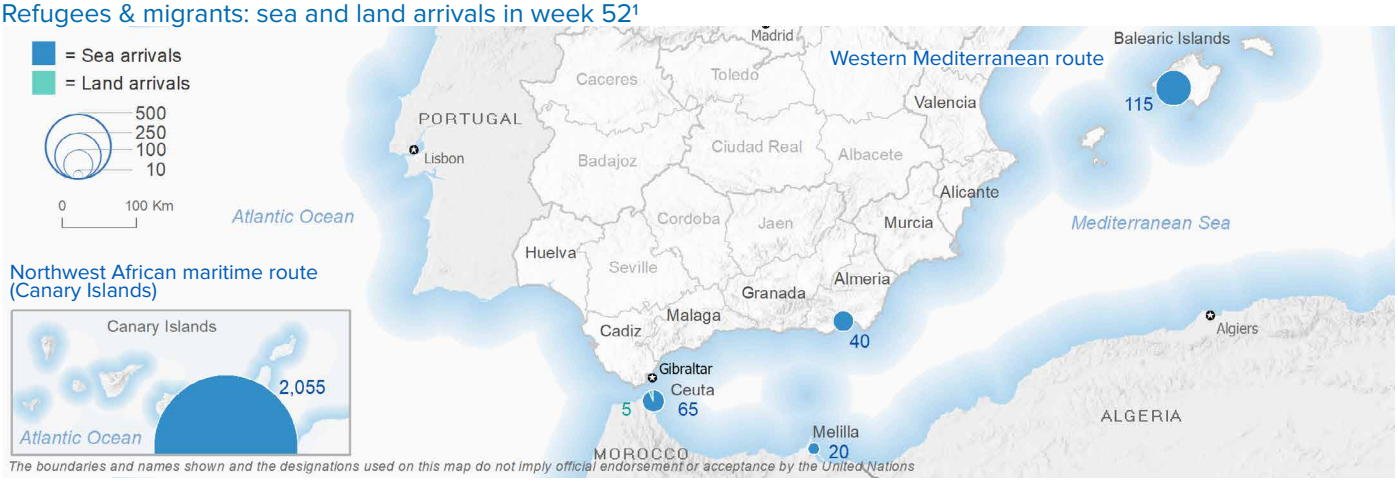

Arrivals in Spain

63,427 Arrivals as of 29 Dec 2024[2]

+11% Dif. 2023

62,952 Sea Arrivals[2]
Dif. 2023: +11%

475 Land Arrivals[2]
Dif. 2023: +2%

2,302 Arrivals Week 52[1]
Dif. last week: +154%
Dif. 2023: +54%

Western Mediterranean

16,903 Arrivals as of 29 Dec 2024[2]

-1% Dif. 2023

16,428 Sea Arrivals[2]
Dif. 2023: -1%

475 Land Arrivals[2]
Dif. 2023: +2%

245 Arrivals Week 52[1]
Dif. last week: +102%
Dif. 2023: -40%

Northwest African maritime (Canary Islands)

46,524 Arrivals as of 29 Dec 2024[2]

+16% Dif. 2023

46,524 Sea Arrivals[2]
Dif. 2023: +16%

2,057 Arrivals Week 52[1]
Dif. last week: +162%
Dif. 2023: +89%

Arrivals in Spain during the last five weeks[1]

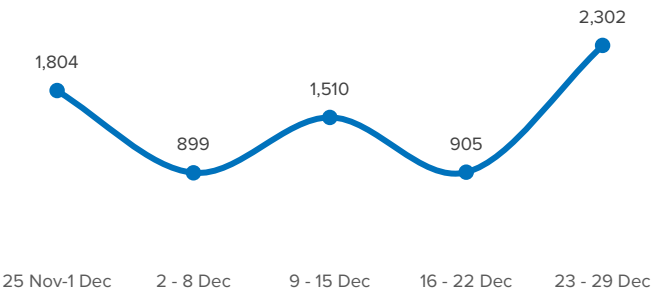

Arrivals in Spain by route during the last six months[2]

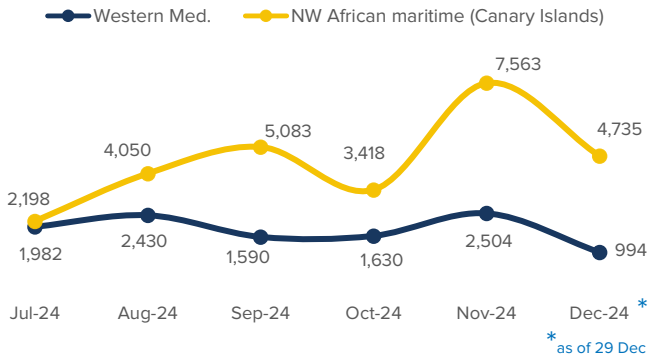

Arrivals in Spain per month[2]

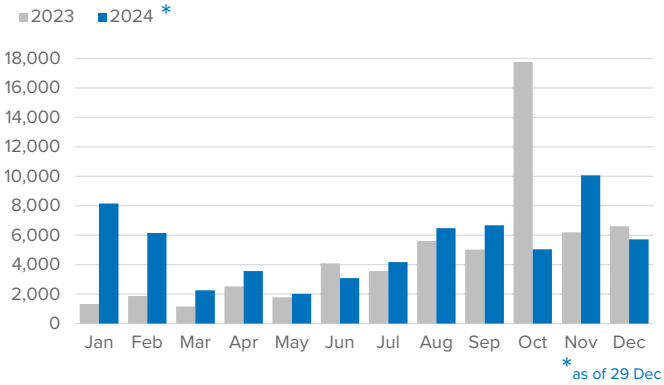

Arrivals in Spain per year[2]

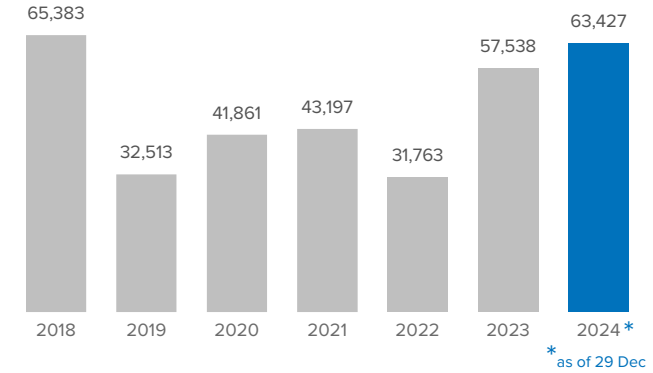

UNHCR / 7 Jan 2025
Source: UNHCR Spain data portal
[1]Based on UNHCR estimates.
[2]Based on figures from the Spanish Ministry of Interior and UNHCR estimates.