UNHCR The UN Refugee Agency | Somalia

POPULATION DASHBOARD

November 2024

In November 2024, **approx 71,000** new internal displacements were monitored by the UNHCR-led Protection and Solutions Monitoring Network (PSMN). Major drivers include **conflict and insecurity** (43,237 - **61%**), **flood** (13,103 - **19%**), and **other reasons** (12,642 - **17%**).

Overall, in November 2024, PSMN recorded the highest number of internal displacements in **Buuhoodle** (28,000), followed by **Belet Weyne** (11,000) and **Banadir** (6,000) districts, respectively.

People we work with and for

IDPs	**3,864,000**
Asylum Seekers	**22,156**
Refugees	**19,365**
Refugee Returnees	**140,350**

**Estimated internally displaced persons as of March 2024 (Source: Somalia UN IDP - WG)*

41,521
Refugees & Asylum-Seekers

At the end of November 2024, a total of 41,521 refugees and asylum-seekers are registered in Somalia, mainly **from Ethiopia (26,938 asylum seekers and refugees), Yemen (12,211 refugees and asylum seekers) and Syria (1,761 refugees and asylum seekes).** The remaining **611** registered are from other countries.

Region	Ethiopia	Yemen	Other
Woq. Galbeed	11,891	6,560	1,742
Bari	8,670	1,932	134
Nugaal	2,997	244	24
Mudug	1,704	83	47
Togdheer	393	174	54
Sanaag	127	19	4
Awdal	317	205	10
Banadir	12	2,838	357
Sool	-	-	-
Middle Shabelle	-	-	-
Lower Shabelle	-	133	-
Other	826	20	-
TOTAL	**26,938**	**12,211**	**2,372**

140,350
Refugee Returnees (Since 2014)

Data presented in this report relates to returnees arriving in Somalia as of November 2024.

Since December 2014, UNHCR has supported **96,186** Somali refugees to return to Somalia. Additionally, a total of **44,164** Somalis were monitored as arriving spontaneously.

Region	Kenya	Yemen	Other
Banadir	15,879	20,624	1,061
Bari	12	2,631	34
Bay	9,705	1,418	22
Galgaduud	15	142	3
Gedo	2,922	361	45
Awdal	-	375	17
Lower Juba	54,844	2,195	128
Middle Juba	1,539	18	1
Middle Shabelle	798	780	25
Mudug	10	312	18
Nugaal	13	414	23
Other	84,360	23,128	32,862
TOTAL	**85,904**	**52,395**	**2,051**

Returnees, refugee and asylum seekers map

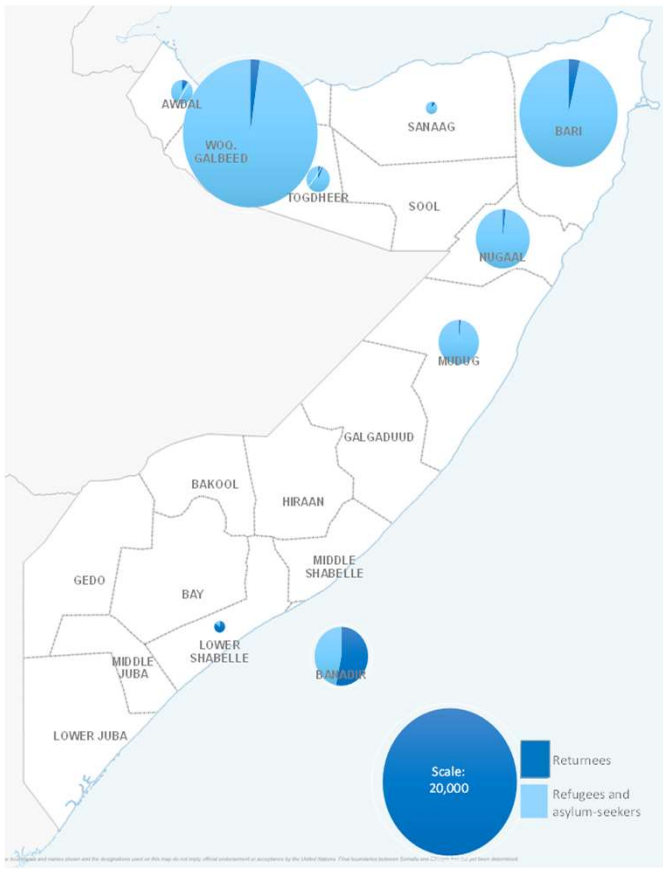

Somali returnees from Kenya by month

No data to report for 2023 and 2024

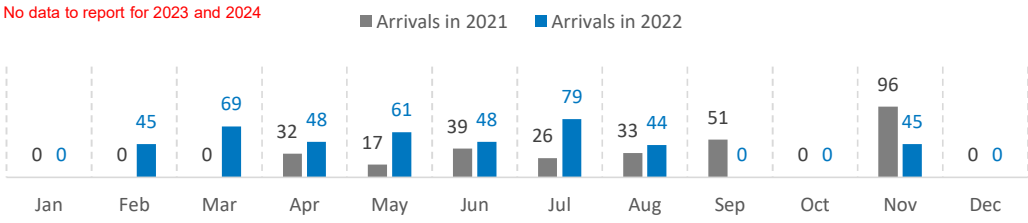

Assisted spontaneous returnees from Yemen by month

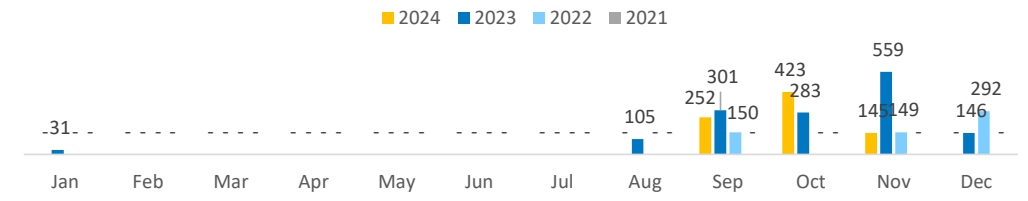

Number of returnees (with assistance from UNHCR) by Year

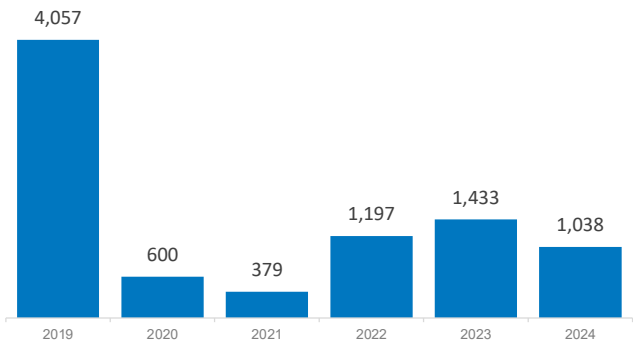

Somalia Internal DISPLACEMENT

Displacements monitored by UNHCR Protection and Solutions Monitoring Network (PSMN)

Monthly internal displacement (2023 - 2024)

(in thousands)

Year	People
2023	2,935,000
2024	499,000

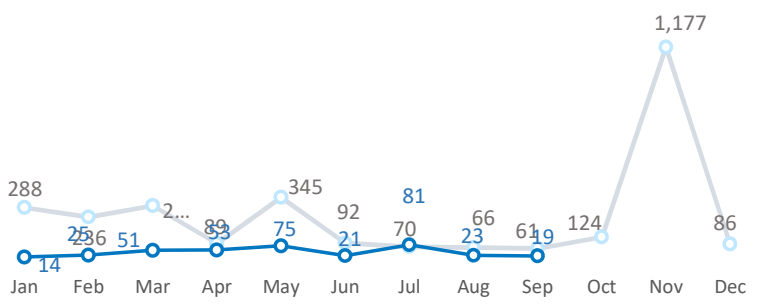

2024 displacement reasons

Conflict/Insecurity	258,000
Flood	141,000
Other	93,000
Total	499,000

November 2024 displacement reasons

Conflict/Insecurity	43,000
Flood	13,000
Other	12,000
Total	2,000
	71,000

2024 top Departure regions

Gedo	126,000
Hiraan	70,000
Lower Juba	63,000
Banadir	39,000
Bay	37,285
Togdheer	33,327
Middle Juba	30,705
Bari	25,871
Total(approx.)	499,000

November 2024 top Departure regions

Togdheer	31,000
Hiraan	14,000
Banadir	8,000
Gedo	3,000
Bari	3,313
Lower Juba	3,264
Middle Juba	3,035
Nugaal	1,714
Other	(3,674)
Total	71,000

Somalia: Global Focus - Somalia: Information sharing portal - UNHCR Somalia - @UNHCRSom - Facebook: UNHCR Somalia - Somalia internal displacement

UNHCR is grateful for the generous contributions of donors who have directly contributed to the UNHCR Somalia operation in 2024

Print date: 29 December 2024

Author: UNHCR Somalia