I. Refugees and Asylum Seekers in urban areas

Key Figures

6 738 Refugees and Asylum Seekers

5397 Refugees and Asylum Seekers biométrically registered

6 186 Registered Refugees

552 Asylum Seekers

Age and Gender of Refugee Population

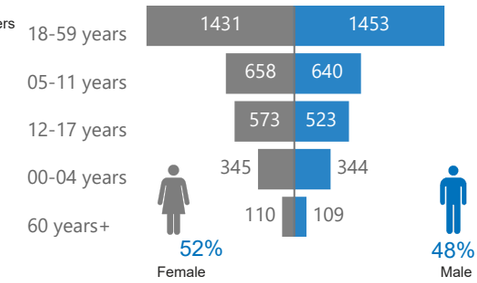

Age and Gender of Asylum Seekers

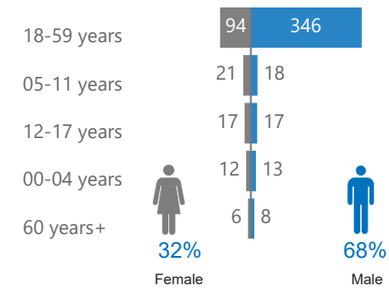

Urbans Asylum Seekers by location

Location	F	M	Total
Bukavu	2	3	5
Goma	19	15	34
Kinshasa	47	67	114
Lubumbashi	82	317	399
Total	**150**	**402**	**552**

Number of Cires	Total
Bukavu	39
Goma	1149
Kinshasa	576
Lubumbashi	1110
Total	**2874**

Urbans Refugees by location

Location	F	M	Total
Bukavu	677	623	1300
Goma	1095	970	2065
Kinshasa	553	557	1110
Lubumbashi	792	919	1711
Total	**3117**	**3069**	**6186**

Urbans Asylum seekers by country of origin

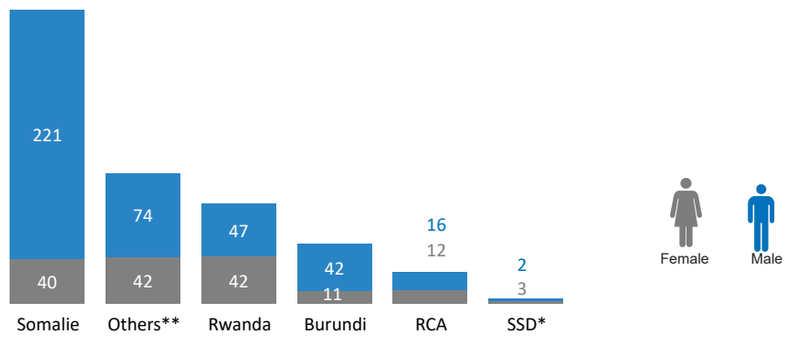

**Syrie(28), Angola(26), République du Congo,(9), Cameroun(5),..

Urbans refugees Profile

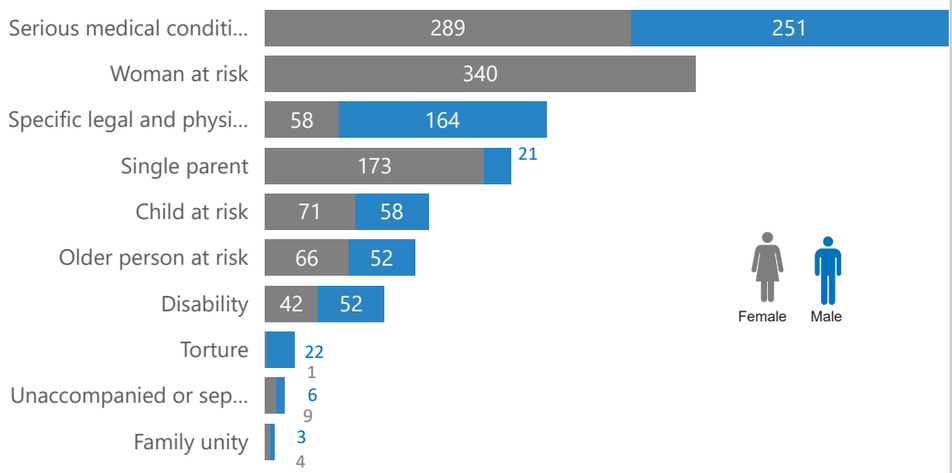

Individually recognized refugees living in the cities of Goma, Kinshasa, Lubumbashi and Bukavu are considered urban refugees in the DRCongo. Continuous registration is carried out in these areas. They are all in possession of identity documents issued by the government with UNHCR support.

Urbans Refugees by location by country of origin

Location	F	M	Tot
Bukavu	**677**	**623**	**1300**
Burundi	131	156	287
Rwanda	546	467	1013
Goma	**1095**	**970**	**2065**
Burundi	357	303	660
Ouganda	4	1	5
Rwanda	734	666	1400
Kinshasa	**553**	**557**	**1110**
Angola	71	67	138
Burundi	32	28	60
Congo	59	79	138
Erithrée	4	4	8
Liberia	3	2	5
Ouganda	7	11	18
RCA	218	219	437
Rwanda	121	114	235
Sierra Leonne		1	1
SSD	33	26	59
SUD	1	3	4
Syrie	1	1	2
Tchad	3	2	5
Lubumbashi	**792**	**919**	**1711**
Angola	0	0	0
Burundi	407	508	915
Congo	0	0	0
Cote d'ivoire	5	4	9
RCA	1	4	5
Rwanda	361	382	743
Somalie	11	9	20
Syrie	7	12	19
Total	**3117**	**3069**	**6186**

SSD: South Sudan
SUD: Sudan
RCA: Central African Republic

II. Central African Refugees and Asylum Seekers

Key Figures

206 254 Refugees and Asylum Seekers

149 567 Refugees and Asylum Seekers biometrically registered

206 177 Registered Refugees

77 Asylum Seekers

Age and Gender of Refugee Population

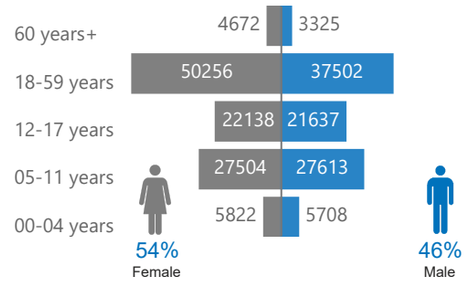

Age and Gender of Asylum Seekers

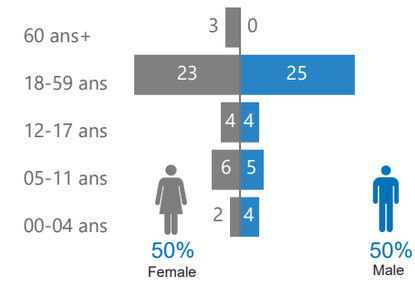

Central African Refugee Population by Type of Location

Rural	In settlements	Urban
155 270	50 465	442
75.31%	24.5%	0.2%

Central african Refugee in settlements

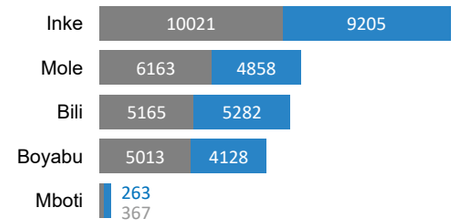

Refugees in the developpement pole

Location	F	M	Total
Modale	3513	3038	6551
nzakara	4805	3929	8734
sidi	2129	2042	4171
wenze	2504	1759	4263
Total	**12951**	**10768**	**23719**

Locations of Central African Refugee Population in DRC

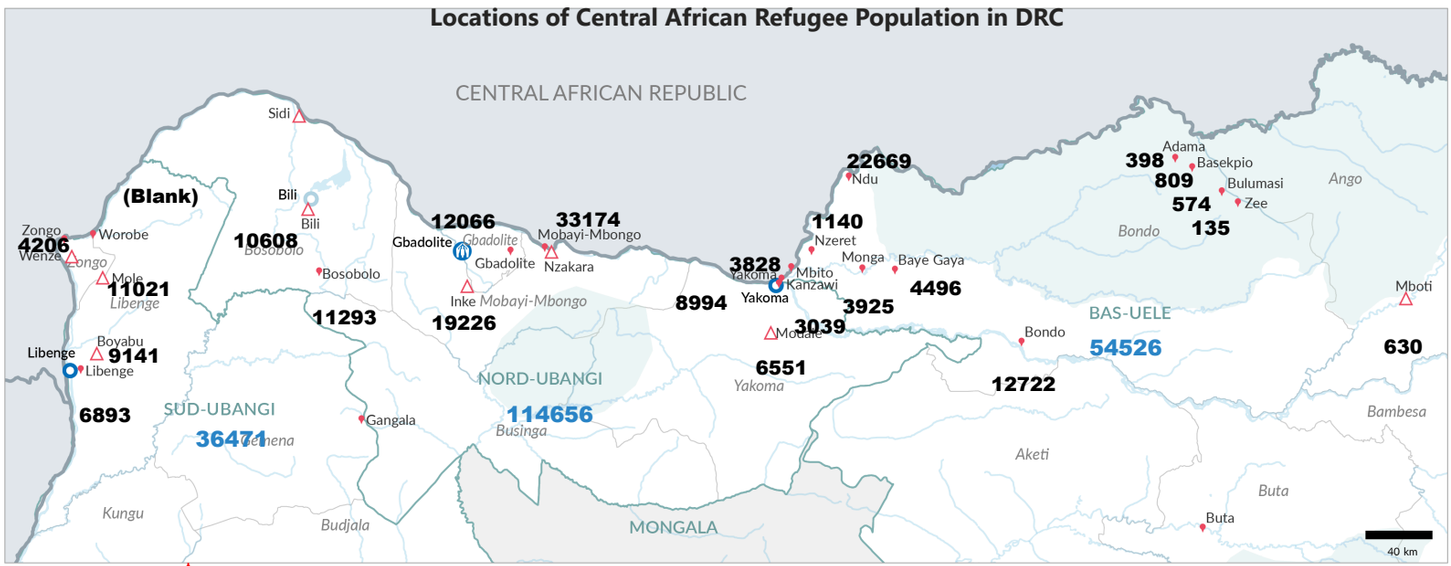

The boundaries and names used on this map do not imply official acceptance by the United Nations.

- Refugee Location
- Refugee Settlement
- UNHCR Sub-Office
- UNHCR Field-Office
- UNHCR Field-Unit
- International Boundary
- Provincial Border
- Other Countries
- Park
- Territorial Border

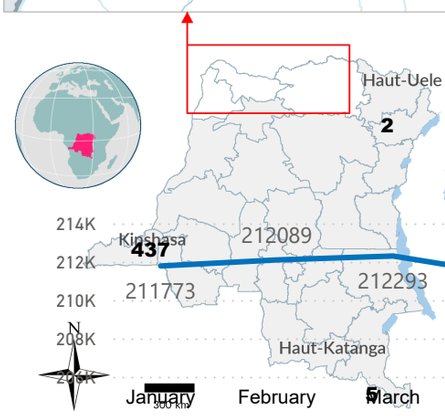

Central African Refugee Population Trend (2024)

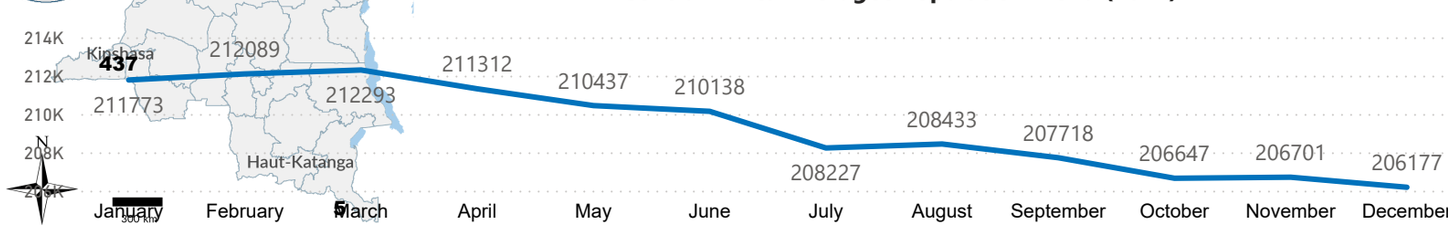

Comments about the figures of Central African refugees

206,254 Central African refugees and asylum seekers in DRC as at 31/12/2024, i.e. **206,177** refugees and **77** asylum seekers with identity documents issued by the government with UNHCR support. This represents a decrease of **0.25%** compared with november 2024, following repatriation activities during the month.

III. South Sudanese Refugees and Asylum Seekers

Key Figures

55 559 Reugees and Asylum Seekers

32 843 Refugees and Asylum Seekers biometrically registered

55 325 Registered Refugees

234 Asylum Seekers

Age and Gender of Refugee Population

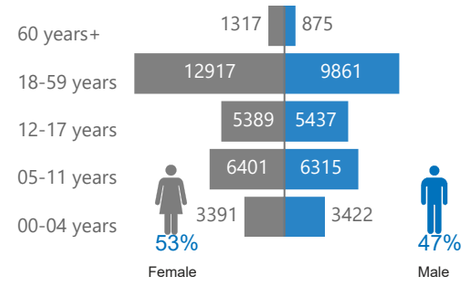

Age and Gender of Asylum Seekers

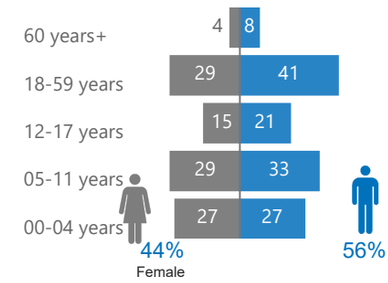

South Sudanese Refugee Population by Type of Location

Rural	In settlements	Urban
19 660	35 606	59
35.54%	64.36%	0.1%

South Sudanese Refugee in settlements

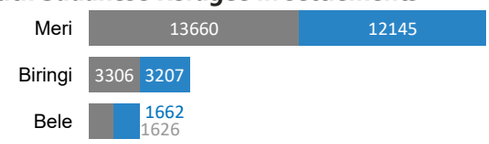

South Sudanese Urban refugee

Location	F	M	Total
Kinshasa	33	26	59
Total	**33**	**26**	**59**

Location of South Sudanese Refugees in DRC

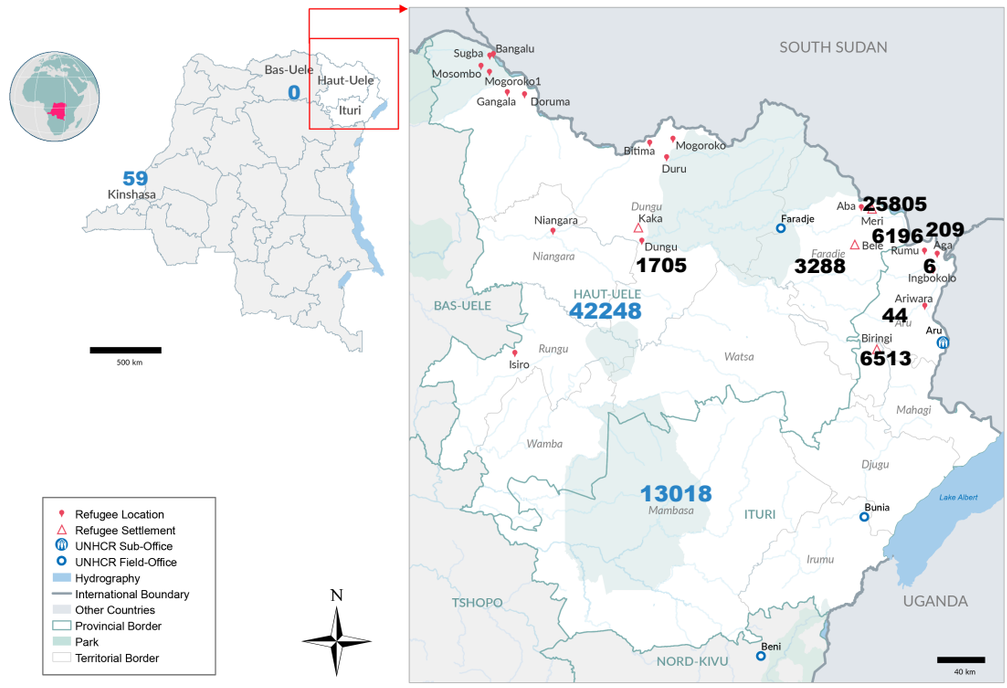

The boundaries and names used on this map do not imply official acceptance by the United Nations.

South Sudanese Refugee Population Trend (2024)

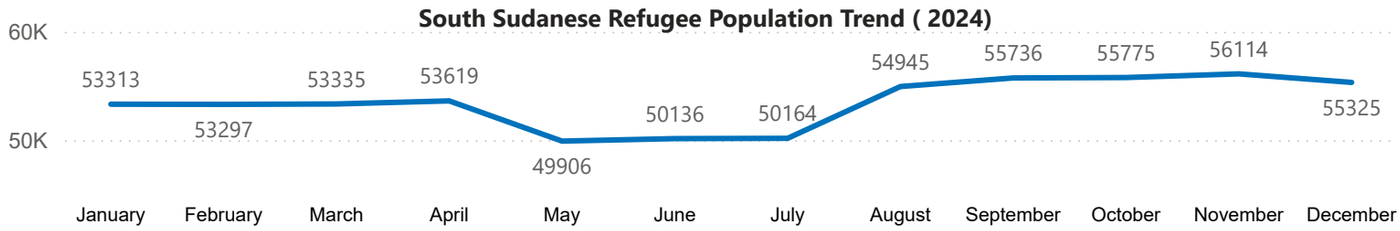

Comments about the figures of South Sudanese refugees

As at 31/12/2024, there were **55,559** South Sudanese refugees and asylum seekers in the DRC with identity documents issued by the government with the support of the UNHCR. There was a 1.4% decrease in the number of refugeess observed for refugees after routine registration activities.

IV. Burundian Refugees and Asylum Seekers

Key Figures

50 878 Refugees and Asylum Seekers

33 320 Refugees and Asylum Seekers biométrically registered

50 716 Registered Refugees

162 Asylum Seekers

Age and Gender of Refugee Population

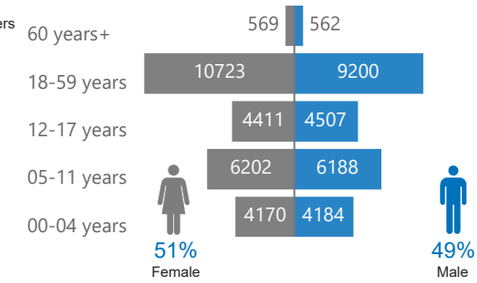

Age and Gender of Asylum Seekers

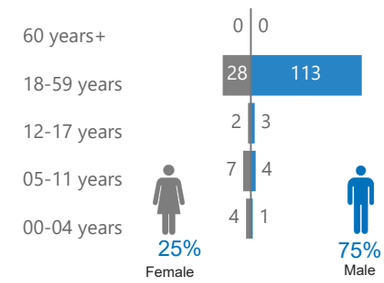

Burundian Refugee Population by Type of Location

Rural	In settlements	Urban
7 981	40 813	1 922
15.74%	80.47%	3.79%

Burundian Refugee in settlements

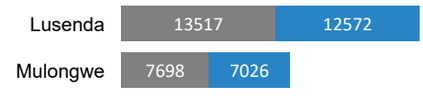

Burudian Urban refugee

Location	F	M
Lubumbashi	407	508
Goma	357	303
Bukavu	131	156
Kinshasa	32	28
Total	**927**	**995**

Location of Burundian Refugees in DRC

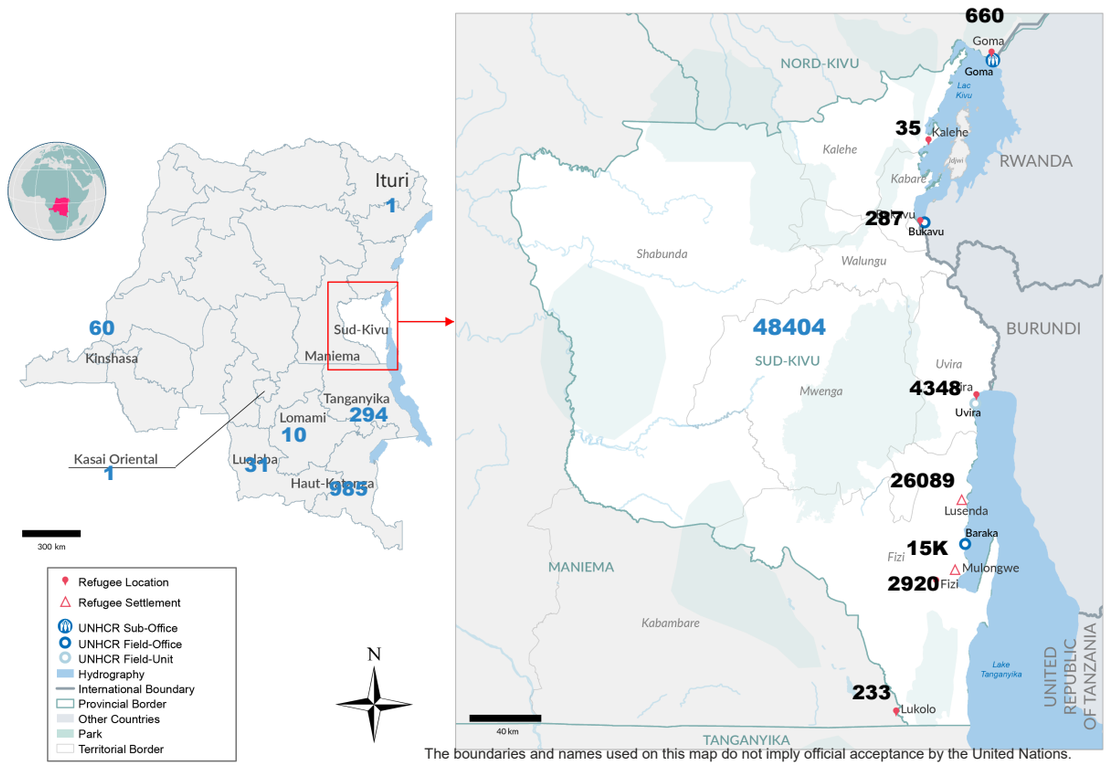

The boundaries and names used on this map do not imply official acceptance by the United Nations.

Burundian Refugee Population Trend (2024)

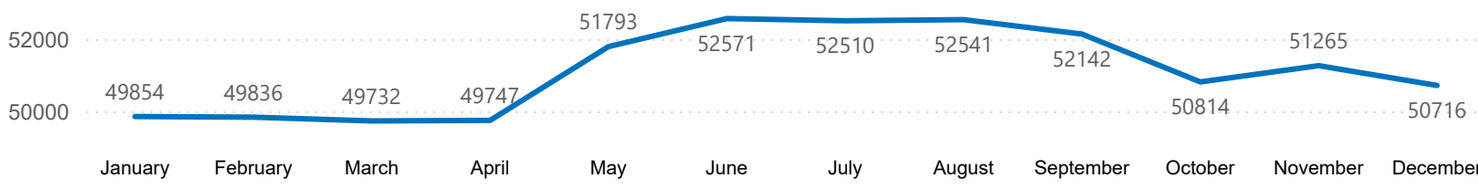

Comments about the figures of Burundian refugees

50,878 Burundian refugees and asylum seekers in the DRC as at 31/12/2024, including **50,716** refugees and **162** asylum seekers. This represents an 1% decrease on September, due to the repatriation of burundians. All refugees and asylum seekers hold identity documents issued by the government with technical support from UNHCR.

V. Rwandese Refugees and Asylum Seekers

Key Figures

204 359 Refugees and Asylum Seekers

74 558 Refugees and Asylum Seekers biométrically registered

204 227 Registered Refugees

132 Asylum Seekers

Age and Gender of Refugee Population

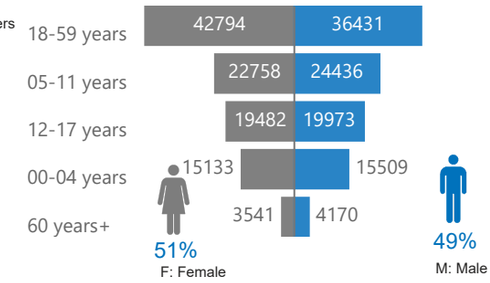

Age and Gender of Asylum Seekers

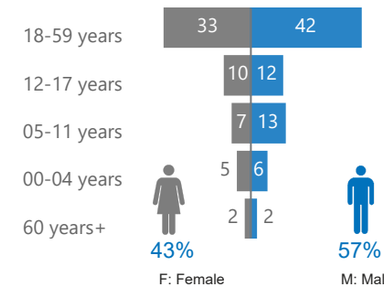

Rwandese Refugee Population by Type of Location

Rural	Urban
200 836	3 391
98.34%	1.66%

Refugee rwandese in province

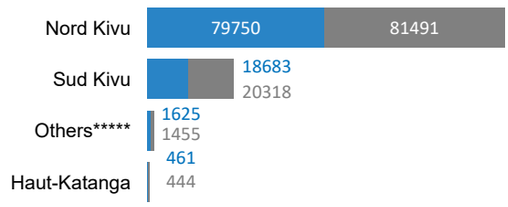

Rwandese Urban refugee

Localisation	F	M
Bukavu	546	467
Goma	734	666
Kinshasa	121	114
Lubumbashi	361	382
Total	**1762**	**1629**

Location of rwandese Refugees in DRC

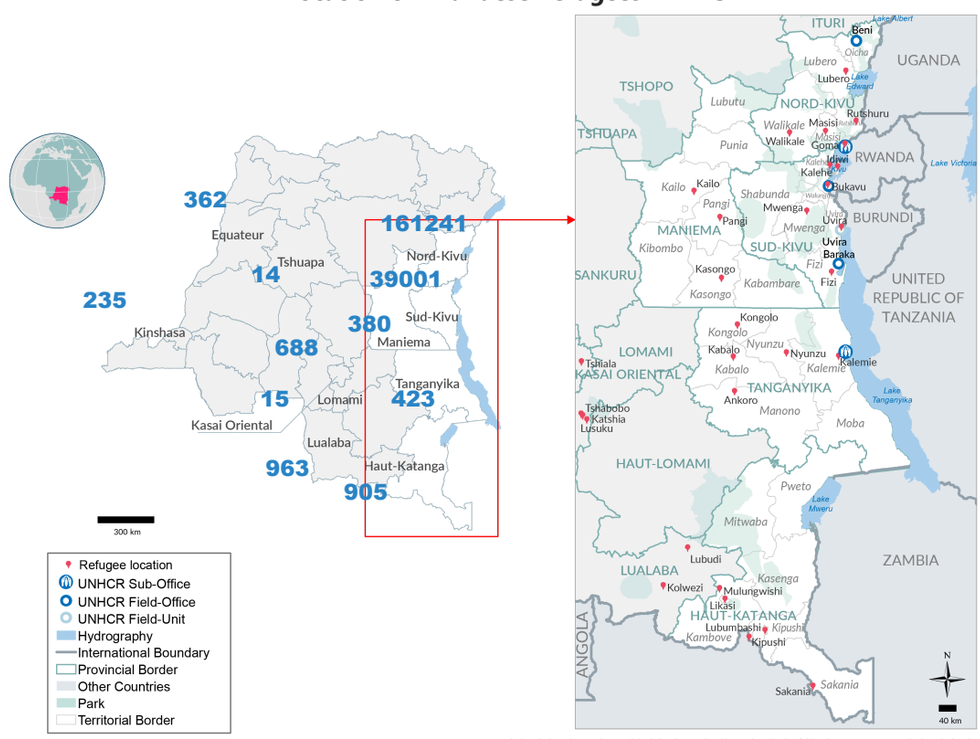

Rwandese Refugee Population Trend (2024)

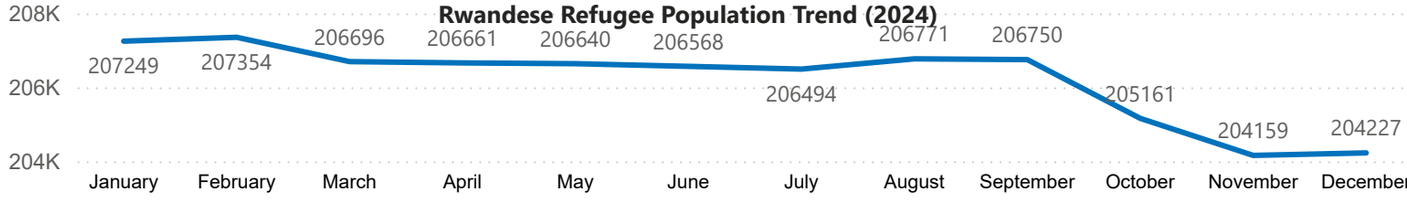

Comments about the figures of rwandese refugees

The presence of armed groups, military operations and inaccessibility in areas with a high concentration of refugees have made it difficult to finalize the registration of Rwandan refugees in the provinces of North and South Kivu. Ongoing registration is effective in accessible areas. The same applies to the repatriation of Rwandan refugees continues. In 2024, **1512** Rwandans have been repatriated voluntary to their country .