UNHCR The UN Refugee Agency | CORE

SYRIAN ARAB REPUBLIC

Syria governorates IDPs and IDP returnees overview

As of January 22, 2025

Key Figures

As of the end of June 2024, Syria has one of the largest number of internally displaced people (IDPs) globally, with over 7 million individuals displaced across the country. These IDPs are living in both communities and IDP sites. Recent events in the country have led to further displacements, with 627,585 new IDPs recorded.

However, with the change of regime, a return trend is being observed in various governorates. Since November 27, 2024, approximately 682,844 IDP returnees have been tracked. This map illustrates the concentration of IDPs and IDP returnees at the governorate level as of January 22, 2025.

7,426,023* Estimated IDPs within Syria

5,126,166 Estimated IDPs residing outside IDP sites

2,229,877 Estimated IDPs inside IDP sites

706,673 Estimated IDP returnees

46,944 Estimated IDPs in sites who departed from IDP sites since 08 Dec 2024

1,707 Current IDPs sites in Syria

IDPs age and gender breakdown

(Estimated using standard Syria SADD*)

3,750,354 Female

307,517 Male

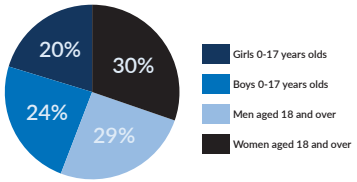

IDP returnees age and gender breakdown

(Estimated using standard Syria SADD*)

374,537 Female

332,136 Male

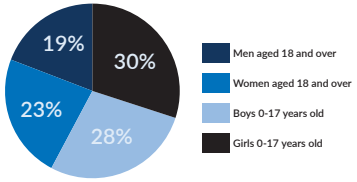

% IDPs by governorate

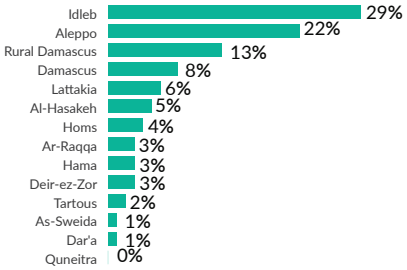

% IDP returnees by governorate

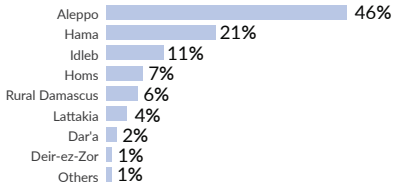

Locations of IDPs and IDP returnees by governorate

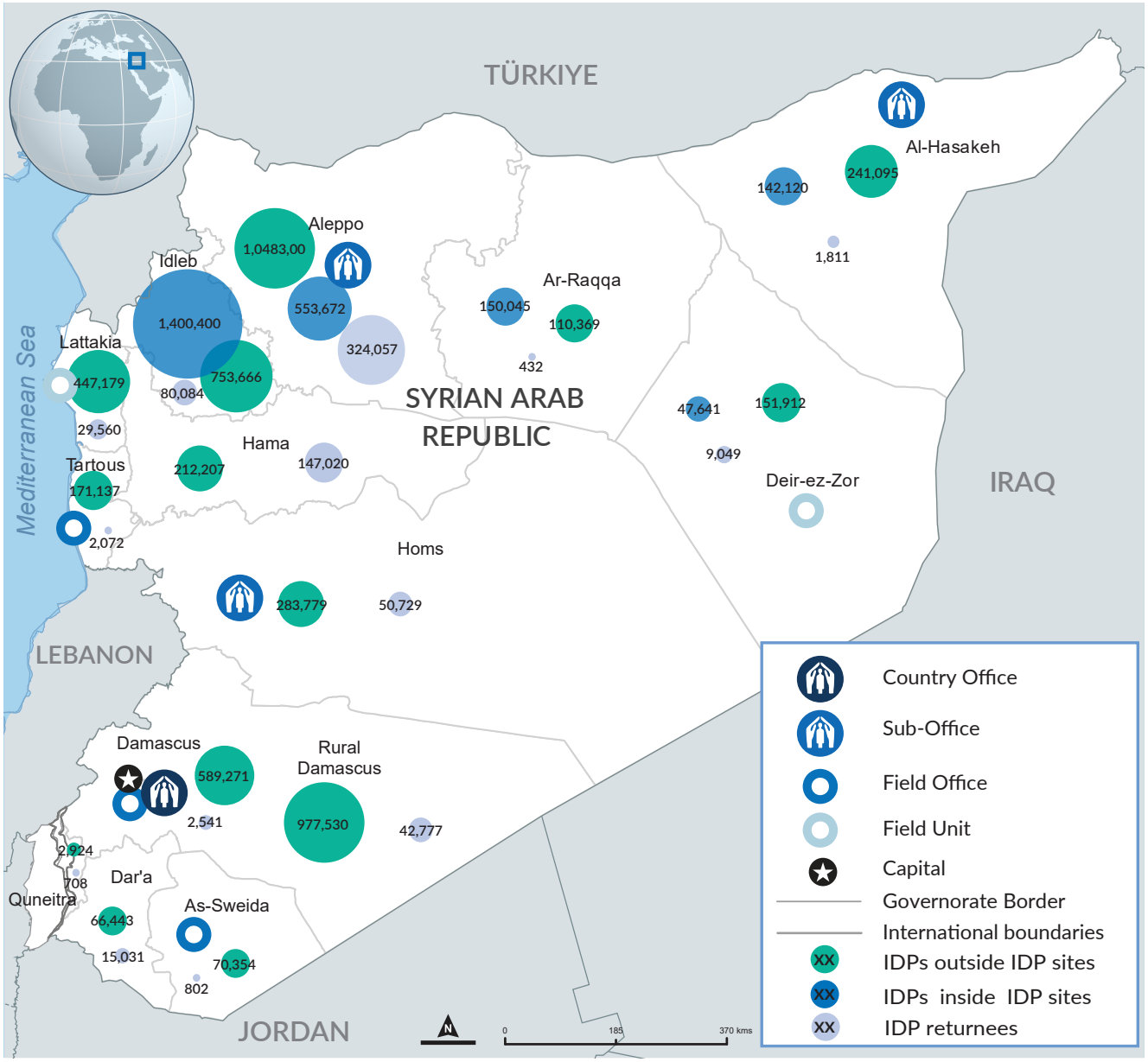

The boundaries and names shown and the designations used on this map do not imply official endorsement or acceptance by the United Nations.

UNHCR Comprehensive Overview of Response to Emergencies | imSyr@unhcr.org | Sources: Population Movement Reporting Tool (PMRT) , UNHCR, CCCM cluster, UNOCHA and IDP task force.

*Figures are subject to future adjustment, should not be considered final since field reporting is not consistent across all governorates. SADD: Sex and Age Disaggregated Data.