UNHCR CAMEROON MONTHLY UPDATES

KEY HIGHLIGHTS January 2025

Source des données des réfugiés: Gouvernement du Cameroun avec le support du HCR ::

Contact for more info DIMA Unit Cameroon ***cmr_yaim@unhcr.org***

UNHCR Cameroon needs to support refugees, asylum seekers, and internally displaced persons (IDPs) in the country. This update provides detailed demographic, socio-economic, and educational data, as well as information on persons with specific needs, underscoring the complex and multifaceted nature of the refugee and IDP crisis in Cameroon. The monthly update highlights the demographic diversity, educational and occupational challenges, and specific needs of the displaced populations. The data emphasizes the importance of targeting interventions and creating support mechanisms to address the varied and pressing needs of these vulnerable groups. The Cameroonian government and international organizations must collaborate to provide necessary aid and ensure the well-being of these populations.

Population Overview:

Refugees and Asylum Seekers: Cameroon hosts 411,000 refugees and 16,910 asylum seekers.
Internally Displaced Persons (IDPs): The country has 1,036,775 IDPs, with an additional 658,544 returnees.
Major Countries of Origin: Refugees primarily come from the Central African Republic 287,035 , Nigeria 126,386 , Chad 4,452 , and Niger 7,315 .

Demographic Distribution:

A significant portion of the refugees are women and children. Specifically, 53% of the refugee population are women and girls, and 54% are children.
Age Groups: Refugees are categorized into various age groups, with notable populations in the 0-4, 5-11, 12-17, 18-59, and 60+ age ranges.

Education Levels:

The educational attainment of refugees varies, with 47% having no education, 27% having primary education, and smaller percentages having informal, secondary, university, or technical/vocational education.

Occupations:

47% of refugees are engaged in various occupations such as homemakers, traders, drivers, pensioners, maneuvers, and breeders. 17% are students, 15% are unemployed, and 10% are farmers.

Ethnicity and Religion:

Ethnicity: The majority of ethnicities are Peulh 42% , Kanuri 12% .
Religion: The religious makeup includes 74% Muslims, 24% Christians, and 2% others.

Persons with Specific Needs:

Categories: There are several categories of persons with specific needs including children at risk, women at risk, single parents, older persons, unaccompanied or separated children, and persons with disabilities.
Top Concerns: The highest numbers are children at risk of not attending school 53,796 , individuals with vision disabilities 6,036 , and older persons with children 3,355 .

Legal and Marital Status:

Legal Status: Refugees and asylum seekers are categorized based o their arrival years, with significant influxes noted in 2014 and subsequent years. Marital Status: The majority of the refugee population is single 67%, followed by married individuals 25%.

Regional distribution:

The distribution of refugees and IDPs across various regions in Cameroon shows significant numbers in different regions. The East region hosts the largest refugee population with 163,508 individuals. The Far-North has 122,046 refugees, while Adamaoua has 57,450 . The North region accommodates 38,397 refugees, and the Centre has 26,698 . The Littoral region has 18,195 refugees.

Challenges and Needs:

UNHCR MCO in Cameroon grapples with significant challenges in managing and supporting its large refugee and internally displaced populations. Due to increasing global crises, UNHCR Cameroon faces immense strain, with regions like the East and Extreme-Nord hosting 163,508 and 122,046 refugees respectively, the strain on resources is immense. These populations include a high percentage of children and women, requiring specialized services such as education, healthcare, and protection. The diverse educational levels among refugees, ranging from no education to university, indicate a need for comprehensive educational programs. Additionally, significant numbers of refugees are unemployed or engaged in low-income occupations, highlighting the necessity for vocational training and employment opportunities. The presence of vulnerable groups, such as unaccompanied children, single parents, and individuals with disabilities, further underscores the urgent need for targeted humanitarian aid and robust social support systems to address their specific needs and ensure their well-being.

UNHCR CAMEROON IN A GLANCE

January 2025

Central African | Nigeria | IDP Far North | IDP NWSW | Other Refugees

Population Type: All | Region: All | Zone: All | Owning Office: All

2,123,229
Total of Persons we serve

411,000 Refugee

16,910 Asylum Seeker

1,036,775 Internally Displaced

658,544 Returnees IDP

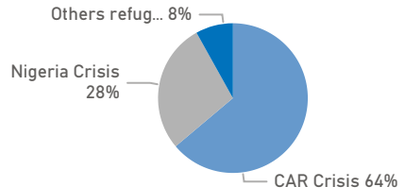

Distribution by crisis

53% Of refugees are women and girls

53% Of refugees are children

61% Of IDPs are children

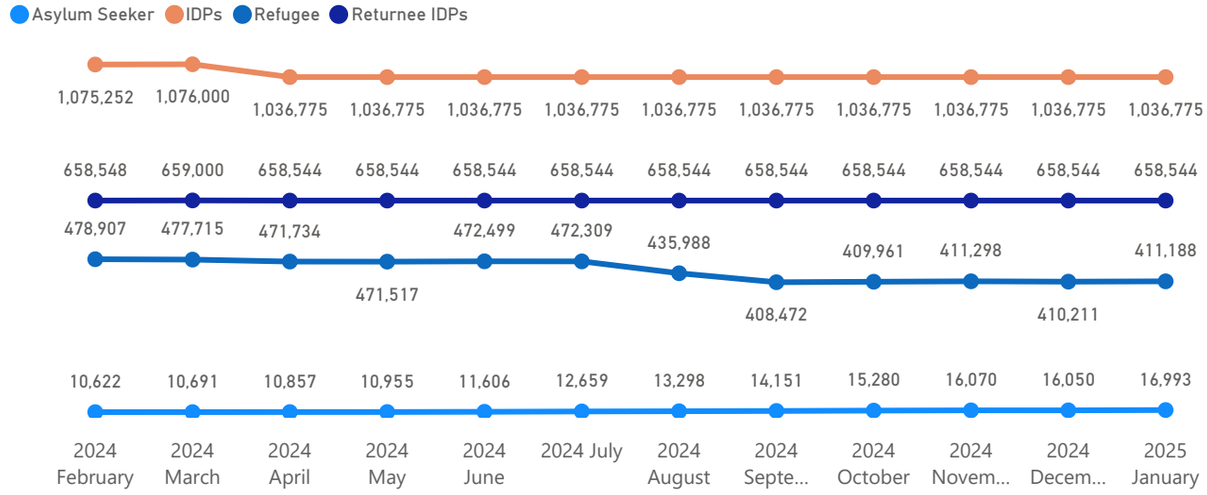

Refugee and Asylum Seeker by Department

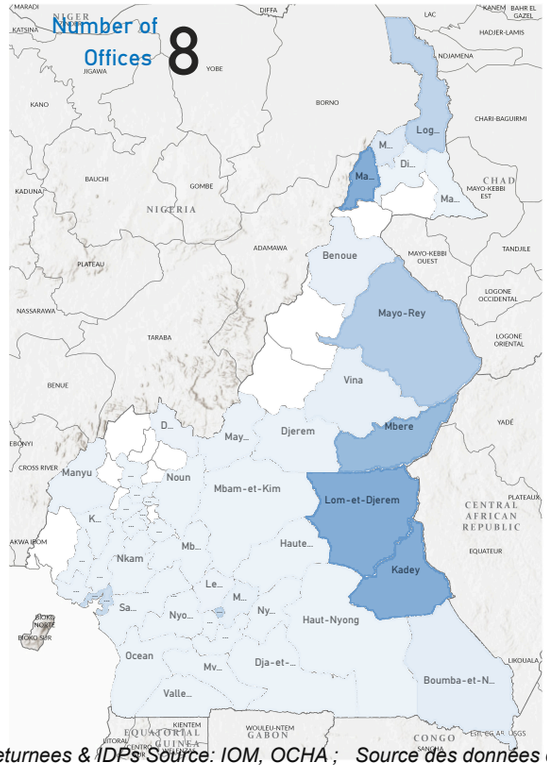

IDPs by Department

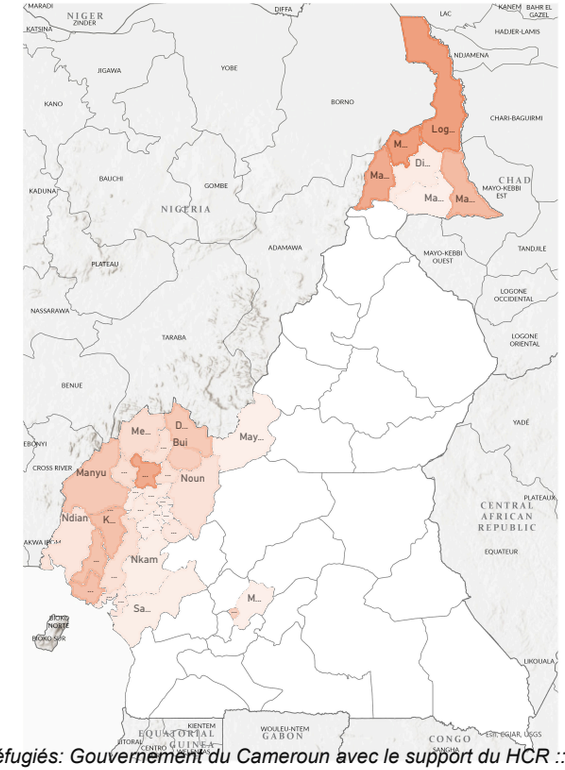

Refugee By country of origin

Central African Republic	287,006
Nigeria	126,386
Chad	4,401
Others Nationalities	23,270
Niger	7,313
Rwanda	441
Mali	465
Soudan	533

Number of years spent in Cameroon

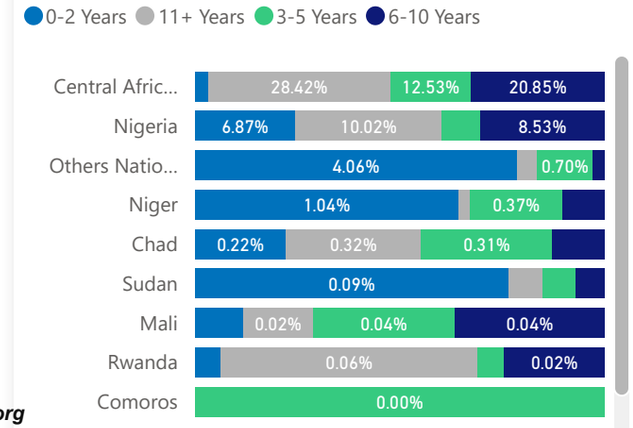

Returnees & IDPs Source: IOM, OCHA ; Source des données des réfugiés: Gouvernement du Cameroun avec le support du HCR :: Contact for more info DIMA Unit Cameroon ***cmr_yaim@unhcr.org***

DEMOGRAPHIC POPULATION IN CAMEROON

January 2025

Central African | Nigeria | Other Refugees

Region: All | Zone: All | Owning Office: All

Legal Status: Asylum Seeker | Refugee

Site/Camp: In Site/Camp | Out of Site/Camp

200,061
School age children

Population distribution (gender and age group)

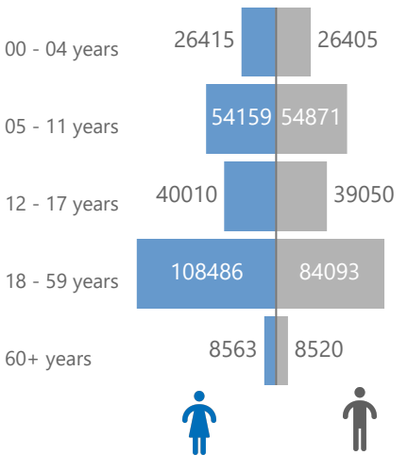

Education Level

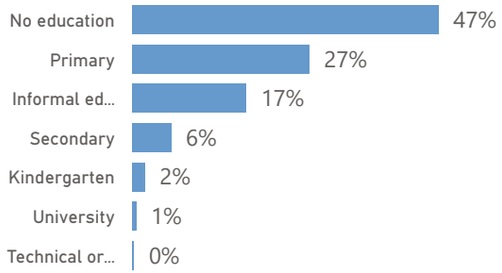

Ethnicity

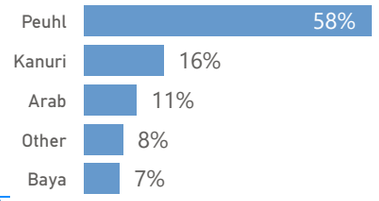

Marital Status	Percentage
Single	67.21%
Married	25.20%
Widowed	3.62%
Divorced	1.77%
Separated	0.69%
Common Law Married	0.65%
Unknown	0.52%
Engaged	0.33%
Partnership	0.01%

Year of arrival of refugees

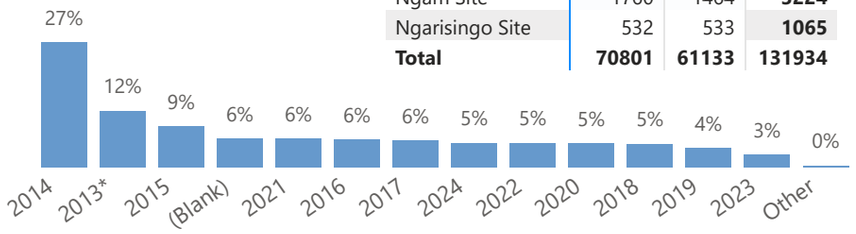

Refugees by age group

Region	00 - 04 years		05 - 11 years		12 - 17 years		18 - 59 years		60+ years		Total
	Female	Male	Female	Male	Female	Male	Female	Male	Female	Male	
Est	9027	8862	18228	19005	14677	14566	42127	30615	3067	3334	**163508**
Extreme-Nord	8490	8455	16273	16114	11741	11300	26569	18016	2574	2514	**122046**
Adamaoua	3712	3776	6819	7003	5549	5575	14074	8509	1233	1200	**57450**
Nord	1994	2015	5335	5293	3385	3309	9734	5827	803	702	**38397**
Centre	1317	1276	2385	2316	1545	1353	6205	9809	192	299	**26697**
Littoral	558	663	1286	1343	959	971	3716	8365	130	203	**18194**
Sud-Ouest	2	1	39	39	74	87	274	641	32	28	**1217**
Nord-Ouest			9	16	10	17	63	72	10	5	**202**
Sud	4	2	2	5	1	3	21	70		4	**112**
Ouest		3	1	2	1		3	58		1	**69**
Total	**25104**	**25053**	**50377**	**51136**	**37942**	**37181**	**102787**	**81982**	**8041**	**8290**	**427893**

Site/Camp	Female	Male	Total
Minawao Camp	43684	37237	**80921**
Gado Badzere Site	8836	7597	**16433**
Mbile Site	5299	4827	**10126**
Lolo Site	4724	4405	**9129**
Borgop Site	3697	3043	**6740**
Timangolo Site	2269	2027	**4296**
Ngam Site	1760	1464	**3224**
Ngarisingo Site	532	533	**1065**
Total	**70801**	**61133**	**131934**

Education Age

Region	04-05 Years		06-11 Years		12-18 Years		Total
	Female	Male	Female	Male	Female	Male	
Adamaoua	1898	1939	5875	6024	6196	6172	**28104**
Centre	686	666	2053	1966	1747	1566	**8684**
Est	5148	5279	15814	16453	16669	16576	**75939**
Extreme-Nord	4698	4653	13733	13598	13058	12592	**62332**
Littoral	341	373	1103	1161	1072	1145	**5195**
Nord	1441	1565	4580	4502	3744	3630	**19462**
Nord-Ouest			9	16	12	23	**60**
Ouest		2	1	1	1		**5**
Sud			2	5	2	5	**14**
Sud-Ouest			39	39	82	106	**266**
Total	**14212**	**14477**	**43209**	**43765**	**42583**	**41815**	**200061**

*Returnees & IDPs Source: IOM, OCHA ; Source des données des réfugiés: Gouvernement du Cameroun avec le support du HCR:: * Arrived before 2013:: Contact for more info DIMA Unit Cameroon* ***cmr_yaim@unhcr.org***

PERSONS WITH SPECIFIC NEEDS IN CAMEROON

January 2025

Source des données des réfugiés: Gouvernement du Cameroun avec le support du HCR ::
Contact for more info DIMA Unit Cameroon ***cmr_yaim@unhcr.org***

Central African | Nigeria | Other Refugees

Region: All

Zone: All

Areas of Responsibility

Child Protection | General Protection | SGBV

178,201 Person with Specific Needs

Gender

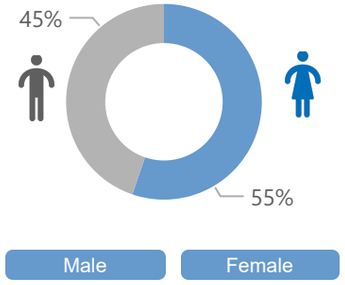

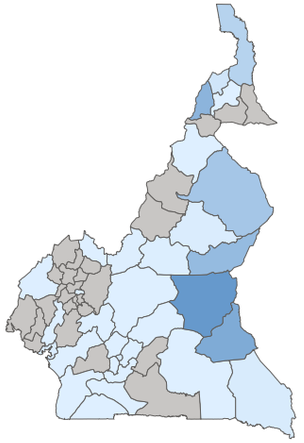

Person with Specific Needs

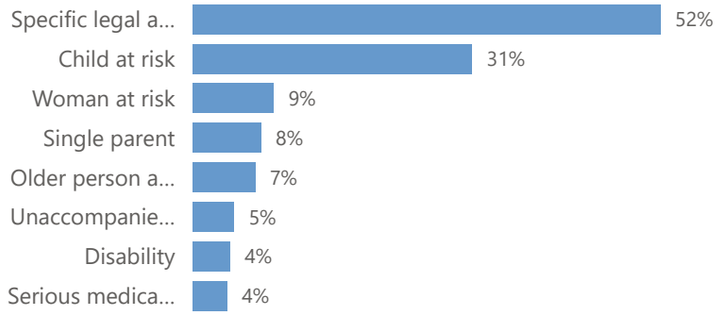

54,877 Child at Risk

SPN Sub Category	# Refugee
Child at risk of not attending school	53796
Child with special education needs	613
Child spouse	519
Child parent	292
Child engaged in other forms of child labour	46
Child carer	35
Teenage pregnancy	26
Child engaged in worst forms of child labour	20
No legal documentation	10
Child associated with armed forces or groups	5

7,311 Disability

SPN Sub Category	# Refugee
Vision	3355
Hearing	1478
Emotions and behavior	1108
Lower Body Mobility	990
Communication	646
Upper Body Mobility	255
Remembering and concentrating	39
Self-Care	31
Physical disability - moderate	21
Mental disability - moderate	8

12,250 Older at Risk

Older Person at Risk	# Refugee
No legal documentation	2
Older person unable to care for self	4833
Older person with children	6033
Other medical condition	1
Single HR - grandparent	1
Single HR - parent	1
Single older person	1942
Single woman at risk	1
Woman at risk	2

6,761 Serious Medical Condition

SPN Sub Category	# Refugee
Other medical condition	4520
Chronic illness	1105
Malnutrition	382
Difficult pregnancy	381
Critical medical	306
Mental illness	122
Woman at risk	18
Addiction	14
Emotions and behavior	3

13,398 Single Parent

(Top 10) Single Parent	# Refugee
Single HR - parent	12294
Single HR - caregiver	671
Single HR - grandparent	507
Woman at risk	15
Single woman at risk	9
Child parent	3
No legal documentation	2
Single older person	2
Child at risk of not attending school	1
Older person with children	1

8,125 Unaccompanied or separated child

(Top 6) Unaccompanied or separated child	# Refugee
Separated child	7641
Unaccompanied child	426
Child headed household	64
Child in foster care	14
Child in institutional care	11
No legal documentation	5

1,258 SGBV

SGBV	# Refugee
Threat of forced marriage	659
Victim/Survivor of SGBV in country of asylum	190
Victim/Survivor of SGBV in country of asylum	162
Victim/Survivor of SGBV in country of asylum	82
Victim/Survivor of SGBV in country of origin	63

207 Family Unity

Family Unity Sub-Category	# Refugee
Family reunification required	162
Tracing required	45

15,916 Woman at Risk

(Top 4) Single Parent Sub-Category	# Refugee
Woman at risk	8721
Lactating	4452
Single woman at risk	2880
Single HR - parent	10

SOCIO-ECONOMICS DATA OF REFUGEES IN CAMEROON

January 2025

Source des données des réfugiés: Gouvernement du Cameroun avec le support du HCR ::

Contact for more info DIMA Unit Cameroon ***cmr_yaim@unhcr.org***

Central African | Nigeria | Other Refugees

Region: All

Zone: All

Occupation

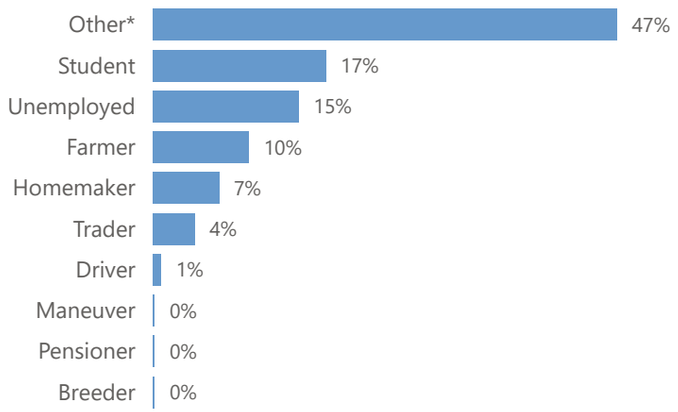

Registration Reason

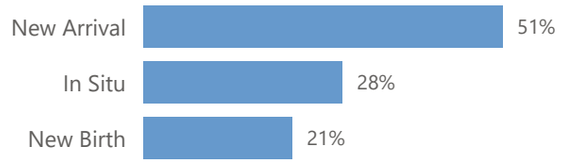

Religion

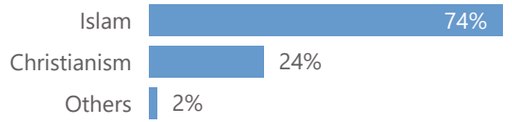

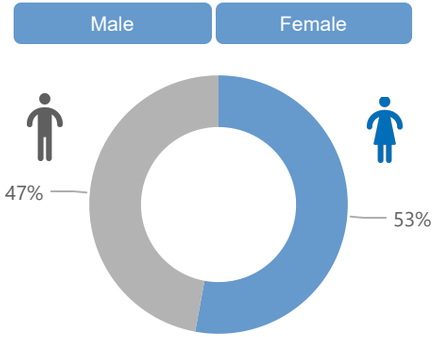

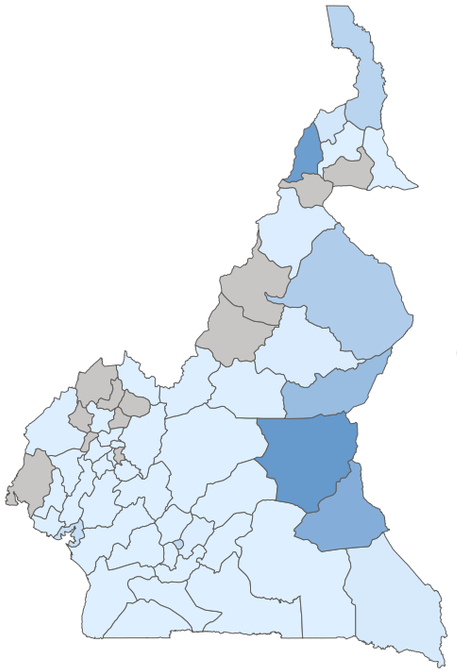

Central African

Occupations	Adamaoua	Centre	Est	Extreme-Nord	Littoral	Nord	Total
Other*	17209	9306	57071	8	5249	4275	**93118**
Student	15464	4337	30777	3	3455	8157	**62193**
Unemployed	7552	2031	36195		763	12436	**58977**
Farmer	8859	1021	14264	1	338	7284	**31767**
Homemaker	4175	1330	14979	1	1024	1856	**23365**
Trader	2861	1239	7981	1	1065	1468	**14615**
Driver	411	238	2060	2	416	259	**3386**
Maneuver	11	20	41		7	2	**81**
Pensioner	12	3	58		2	2	**77**
Breeder	25		12			32	**69**

Nigeria

Occupations	Adamaoua	Centre	Est	Extreme-Nord	Littoral	Nord	Total
Other*	293	168	7	95928	27	1130	**97553**
Student	187	39		8753	5	448	**9432**
Farmer	25	5		7658	2	755	**8445**
Homemaker	52	10	3	4861	2	103	**5031**
Unemployed	169	64	1	2563	2		**2799**
Trader	34	64	1	1856	11	10	**1976**
Driver	6	4		300	4		**314**
Pensioner	2			22			**24**
Maneuver				11			**11**
Breeder				10			**10**

Other Nationalities

Occupations	Adamaoua	Centre	Est	Extreme-Nord	Littoral	Nana-Gribizi	Nord	T
Other*	72	3397	147	710	3057		55	
Student	23	1394	18	256	411		29	
Trader	8	1026	19	26	1022	1	6	
Unemployed	39	915	35	29	629		90	
Farmer	20	201	48	137	713		22	
Homemaker	24	360	95	98	133		30	
Driver	1	84	4	4	86		2	
Maneuver	2	7		1	23		2	
Breeder	2							
Pensioner		1						