UGANDA- POPULATION DASHBOARD

ANNEX IV - SETTLEMENT PROFILES 28-Feb-2025

Adjumani

Total Population	Total Refugees
229,936	229,928
Total Households	Total Asylum-Seekers
29,830	8

Women and Children
82 %
189,480

Female
53 %
122,844

Elderly
3 %
7,325

Youth 15-24
28 %
64,309

New Registration by Month

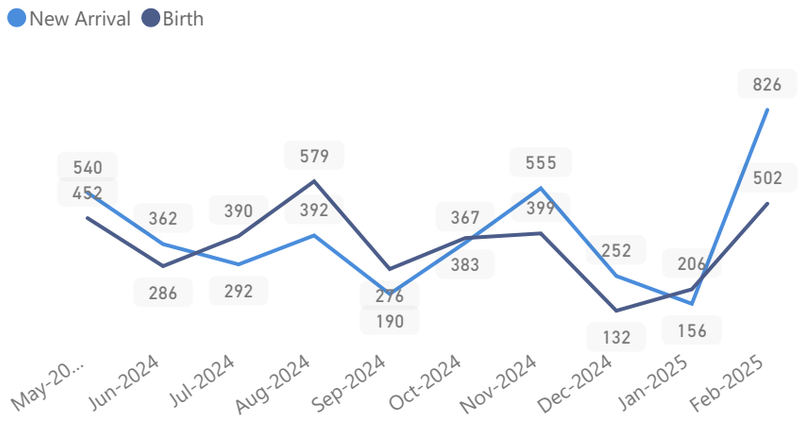

Top Zones

Zone	HHs	Individuals
Nyumanzi	4,954	47,500
Pagrinya	6,066	38,352
Ayilo I	2,948	28,342
Maaji II	2,585	18,666
Ayilo II	2,006	15,511
Maaji III	2,294	14,985
Boroli I	1,312	9,685
Mirieyi	1,030	9,130
Alere	851	7,843
Agojo	1,498	7,492
Baratuku	802	6,552
Mungula I	670	5,716
Olua I	610	5,346

Country of Origin	Total
South Sudan	229,095
Sudan	307
DR Congo	44
Eritrea	5

Occupation - Top

17% Have occupation

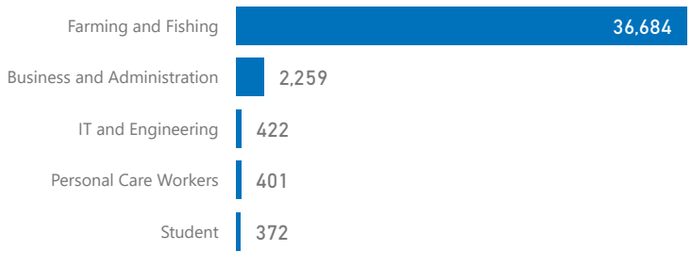

* Age is between 18 - 59 years for Occupation

Age & Gender Breakdown

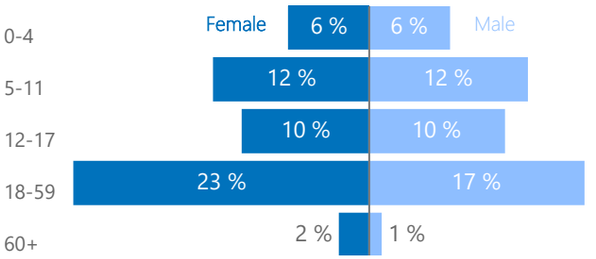

Specific Needs - Top 7

21,112 14,081

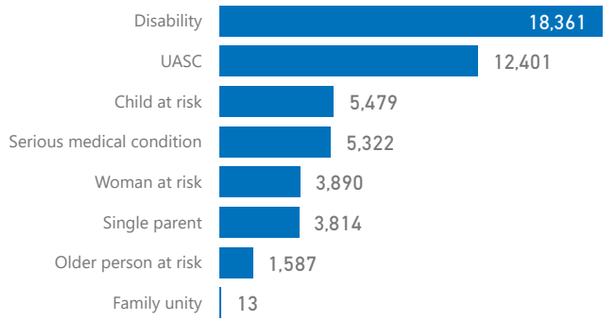

Assistance Status

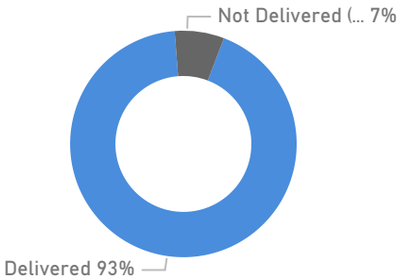

UGANDA- POPULATION DASHBOARD

ANNEX IV - SETTLEMENT PROFILES 28-Feb-2025

Bidibidi

Total Population	Total Refugees
206,322	206,320
Total Households	Total Asylum-Seekers
36,768	2

Women and Children
82 %
168,229

Female
52 %
108,112

Elderly
3 %
5,791

Youth 15-24
28 %
58,348

Top Zones

Zone	HHs	Individuals
Zone 3	9,294	49,057
Zone 2	7,530	46,137
Zone 5	8,119	42,563
Zone 1	6,430	39,366
Zone 4	5,383	29,149

Age & Gender Breakdown

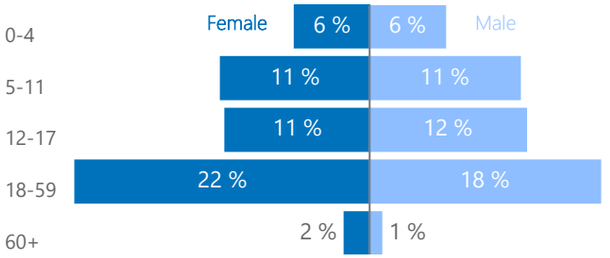

Country of Origin

Country of Origin	Total
South Sudan	206,179
Sudan	95
DR Congo	41
Ethiopia	3
Burundi	1
Congo, Republic of the	1
Rwanda	1

Specific Needs - Top 7

9,934 5,426

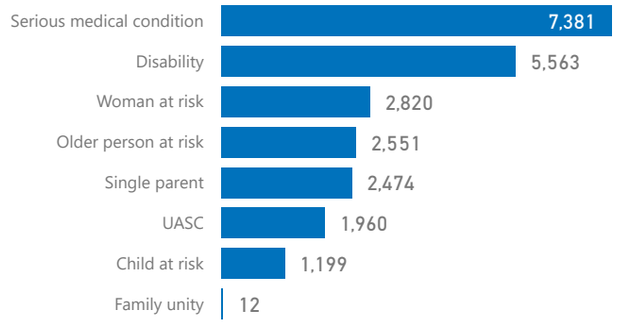

New Registration by Month

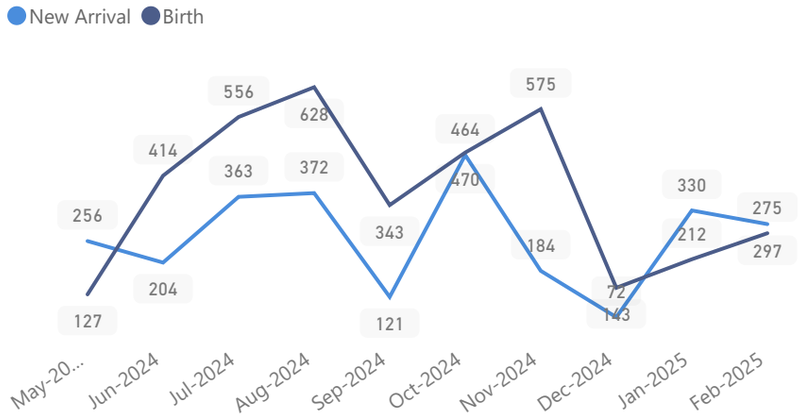

Occupation - Top

15% Have occupation



* Age is between 18 - 59 years for Occupation

Assistance Status

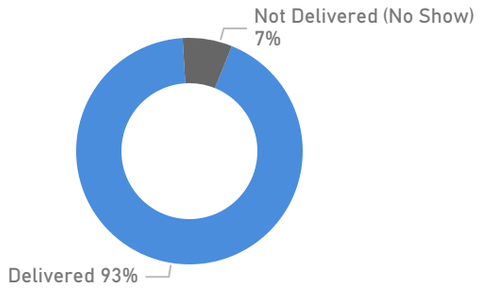

UGANDA- POPULATION DASHBOARD

ANNEX IV - SETTLEMENT PROFILES 28-Feb-2025

Imvepi

Total Population	Total Refugees
71,199	71,182
Total Households	**Total Asylum-Seekers**
15,910	17

Women and Children
82 %
58,271

Female
53 %
37,825

Elderly
3 %
2,121

Youth 15-24
25 %
17,939

Top Zones

Zone	HHs	Individuals
Zone I	6,708	29,776
Zone Ii	5,155	25,715
Zone Iii	3,226	13,352
Zone iv	821	2,356

Age & Gender Breakdown

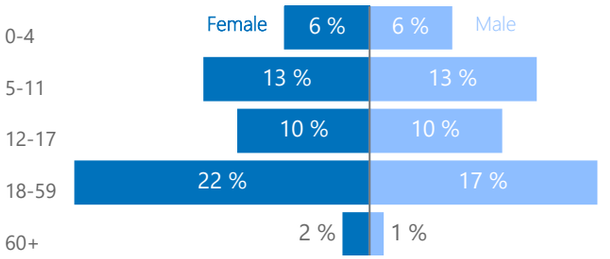

Country of Origin	Total
South Sudan	67,769
DR Congo	3,166
Sudan	262
Ethiopia	1
Rwanda	1
United Republic of Tanzania	1

Specific Needs - Top 7

6,928 4,212

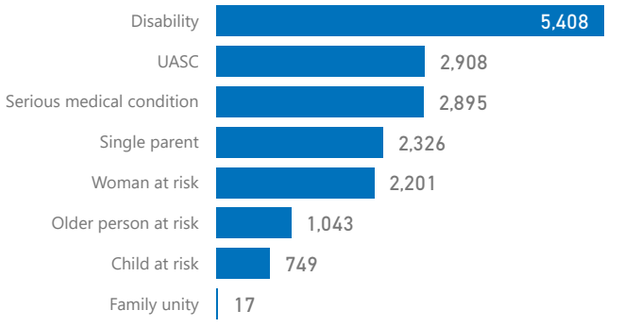

New Registration by Month

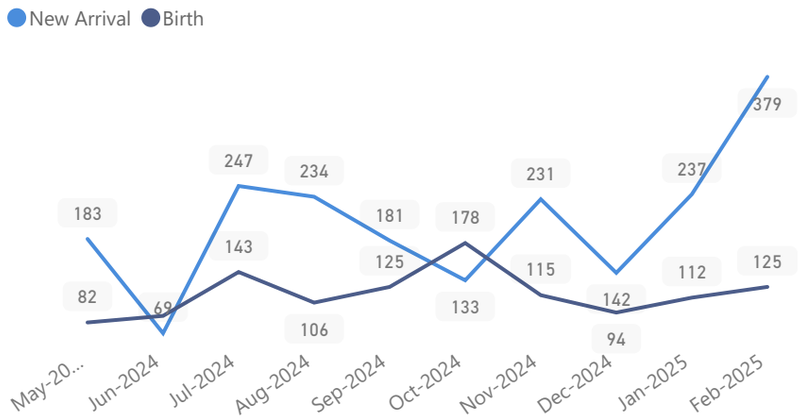

Occupation - Top

20% Have occupation

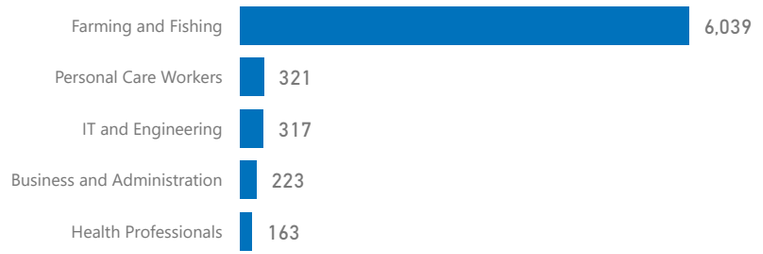

* Age is between 18 - 59 years for Occupation

Assistance Status

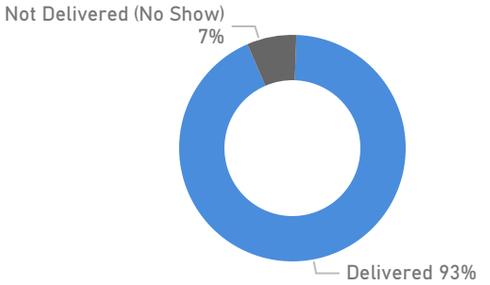

UGANDA- POPULATION DASHBOARD

ANNEX IV - SETTLEMENT PROFILES 28-Feb-2025

Kampala

Total Population	Total Refugees
159,276	128,622
Total Households	Total Asylum-Seekers
97,329	30,654

Women and Children
60 %
94,977

Female
45 %
72,305

Elderly
1 %
2,365

Youth 15-24
23 %
36,369

New Registration by Month

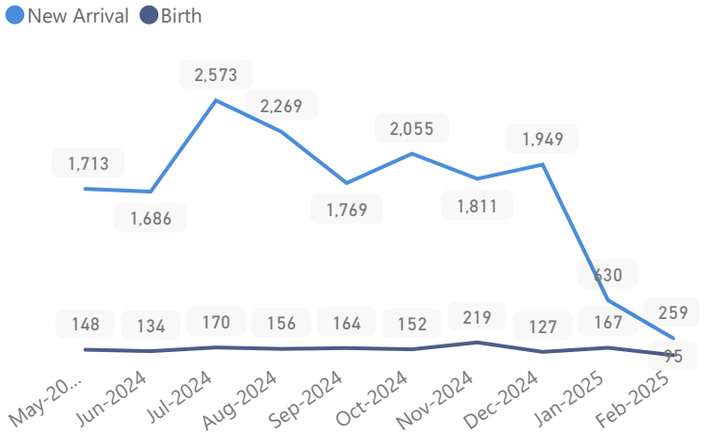

Top Zones

Zone	HHs	Individuals
Makindye Division	48,144	78,698
Kampala Central	28,488	39,211
Rubaga Division	16,241	30,811
Kawempe Division	2,756	5,314
Nakawa	1,107	3,057

Country of Origin	Total
Eritrea	58,386
Somalia	39,211
DR Congo	26,431
Ethiopia	13,679
Sudan	9,494
Burundi	4,978

Occupation - Top

4% Have occupation

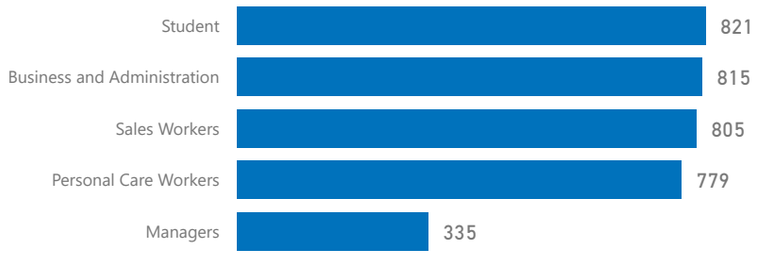

* Age is between 18 - 59 years for Occupation

Age & Gender Breakdown

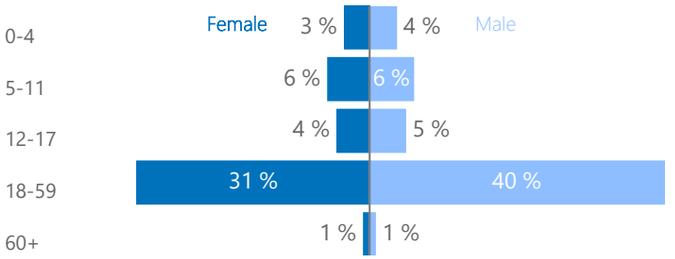

Specific Needs - Top 7

1,144 947

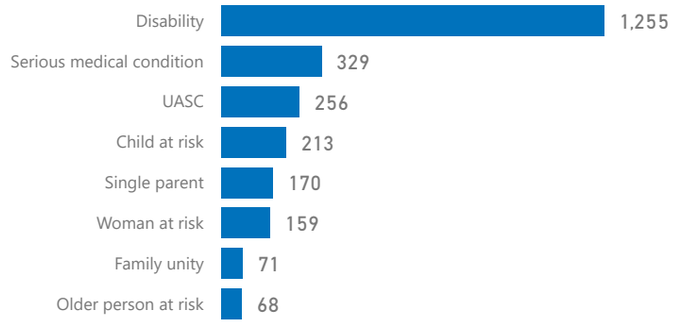

Assistance Status

UGANDA- POPULATION DASHBOARD

ANNEX IV - SETTLEMENT PROFILES 28-Feb-2025

Kiryandongo

Total Population	Total Refugees
144,225	144,158
Total Households	Total Asylum-Seekers
37,616	67

Women and Children
77 %
110,343

Elderly
3 %
4,708

Female
51 %
73,911

Youth 15-24
28 %
40,635

Top Zones

Zone	HHs	Individuals
Ranch 1	24,683	84,791
Ranch 37	12,894	59,262

Country of Origin

Country of Origin	Total
South Sudan	84,788
Sudan	59,291
DR Congo	381
Kenya	192
Burundi	43
Rwanda	23

Age & Gender Breakdown

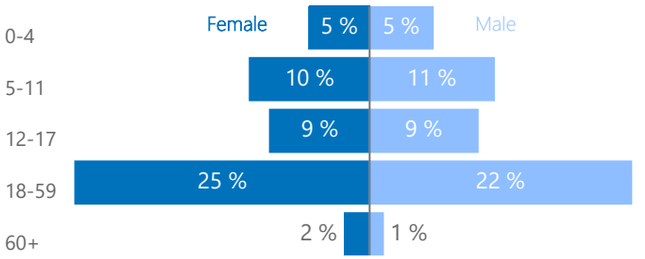

Specific Needs - Top 7

10,433 6,767

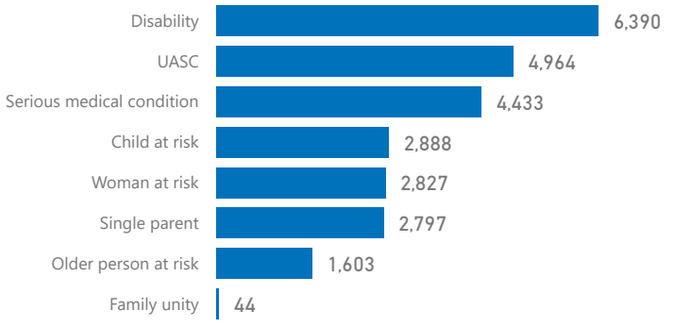

New Registration by Month

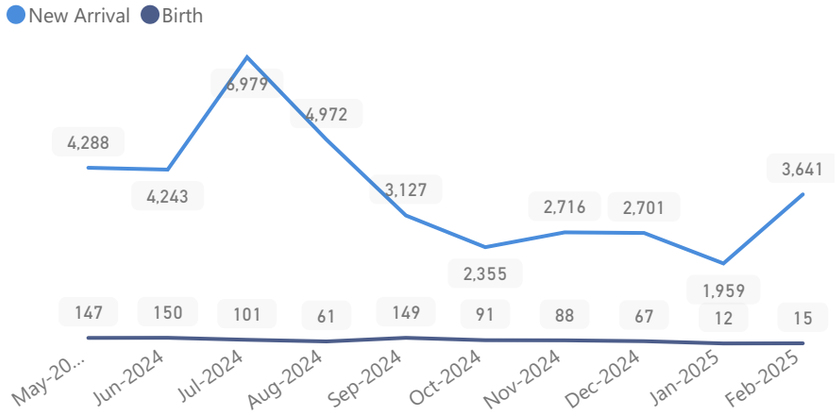

Occupation - Top

10% Have occupation

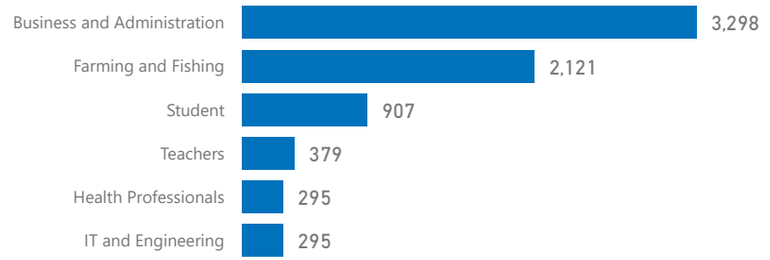

* Age is between 18 - 59 years for Occupation

Assistance Status

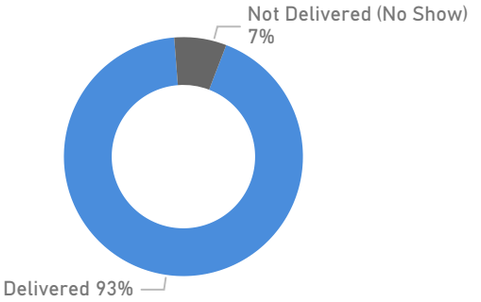

UGANDA- POPULATION DASHBOARD

ANNEX IV - SETTLEMENT PROFILES 28-Feb-2025

Kyaka II

Total Population	Total Refugees
133,553	128,761
Total Households	Total Asylum-Seekers
35,254	4,792

Women and Children
79 %
105,516

Female
51 %
68,082

Elderly
3 %
3,746

Youth 15-24
21 %
27,598

New Registration by Month

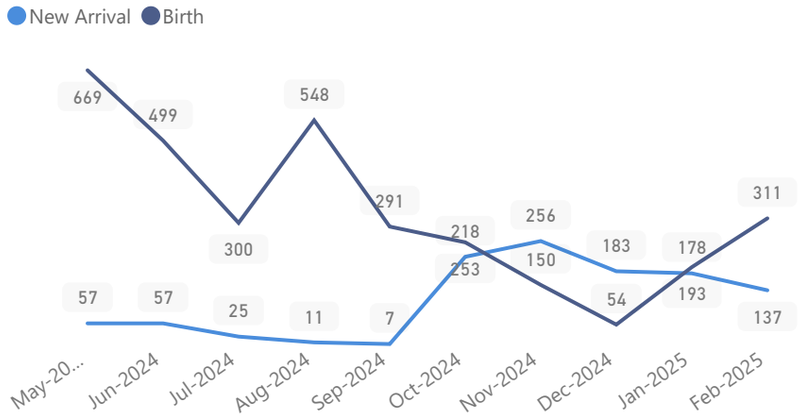

Top Zones

Zone	HHs	Individuals
Sweswe	6,740	24,135
Byabakora	5,646	22,299
Bwiriza	5,912	21,710
Mukondo	4,767	18,722
Itambabiniga	4,654	17,251

Country of Origin	Total
DR Congo	125,741
Rwanda	4,204
Burundi	3,503
South Sudan	51
Congo, Republic of the	14
Kenya	14

Occupation - Top

19% Have occupation

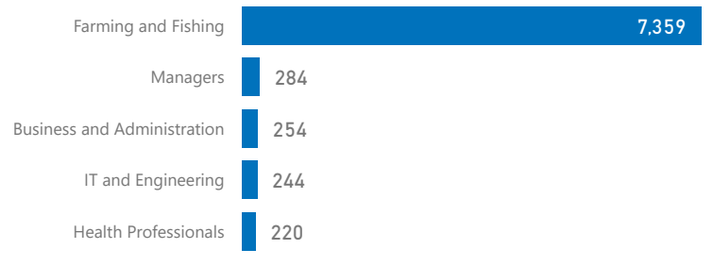

* Age is between 18 - 59 years for Occupation

Age & Gender Breakdown

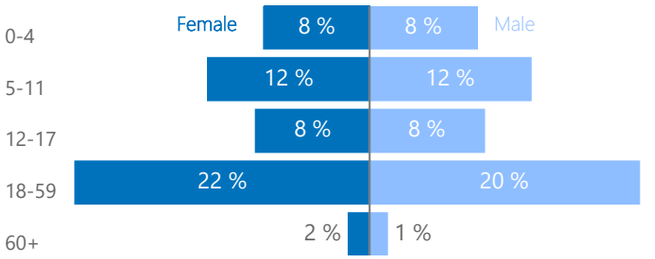

Specific Needs - Top 7

23,602 15,963

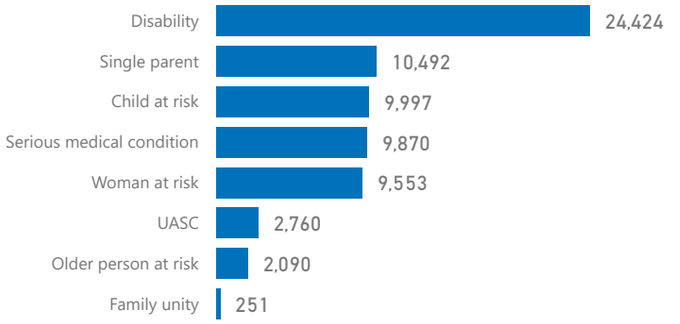

Assistance Status

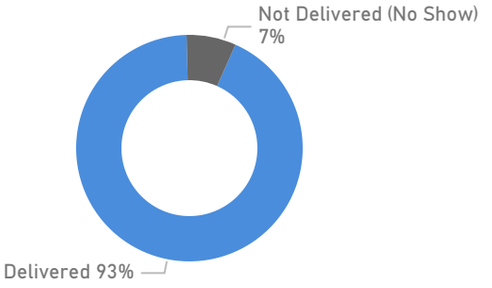

UGANDA- POPULATION DASHBOARD

ANNEX IV - SETTLEMENT PROFILES 28-Feb-2025

Kyangwali

Total Population	Total Refugees
145,999	145,690
Total Households	Total Asylum-Seekers
43,395	309

Women and Children
81 %
118,261

Female
53 %
77,373

Elderly
3 %
5,109

Youth 15-24
19 %
27,572

New Registration by Month

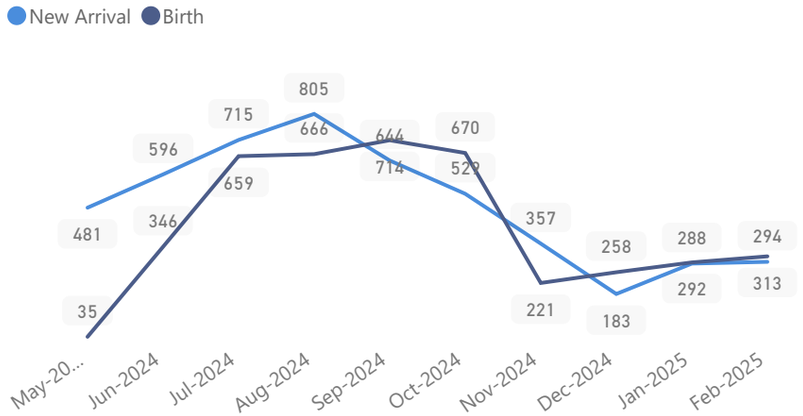

Top Zones

Zone	HHs	Individuals
Kyebitaka	2,647	11,204
BUKINDA	3,540	7,802
Mukunyu A	2,782	7,748
Mombasa	1,990	7,670
WAIBUGA	2,183	7,327
Kentomi	2,375	7,315
Kagoma	2,042	7,284
KARUHINDA	2,233	7,214
MALUMBA	1,928	6,359
Nyampindu	2,000	6,168

Country of Origin	Total
DR Congo	141,549
South Sudan	3,670
Rwanda	626
Burundi	132
Kenya	11
Somalia	5

Occupation - Top

37% Have occupation

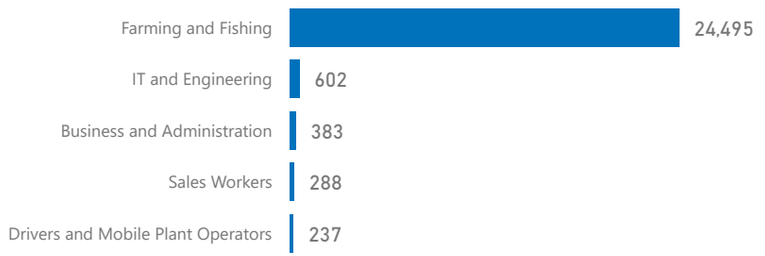

* Age is between 18 - 59 years for Occupation

Age & Gender Breakdown

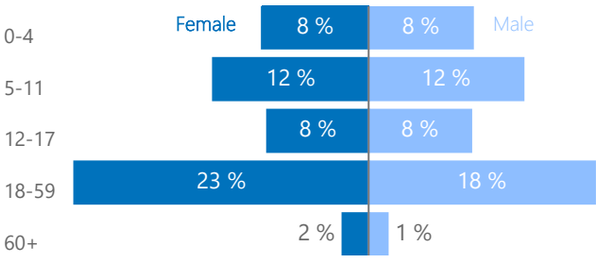

Specific Needs - Top 7

23,521 11,958

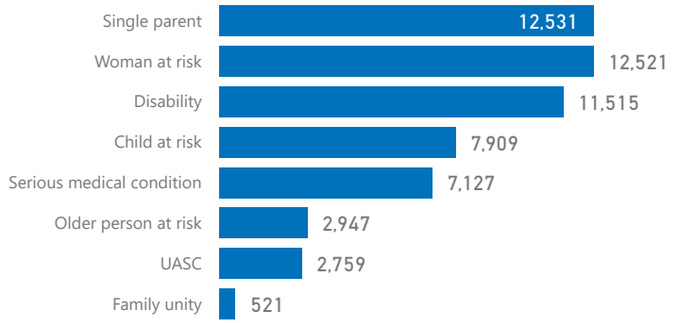

Assistance Status

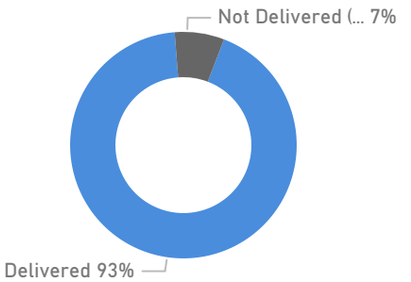

UGANDA- POPULATION DASHBOARD

ANNEX IV - SETTLEMENT PROFILES 28-Feb-2025

Lobule

Total Population	Total Refugees
6,316	6,316
Total Households	Total Asylum-Seekers
977	0

Women and Children
81 %
5,120

Elderly
3 %
210

Female
53 %
3,325

Youth 15-24
31 %
1,986

Zones

Zone	HHs	Individuals
Zone B	502	3,332
Zone A	475	2,984

Country of Origin

Country of Origin	Total
DR Congo	6,300
South Sudan	16
Somalia	1

Age & Gender Breakdown

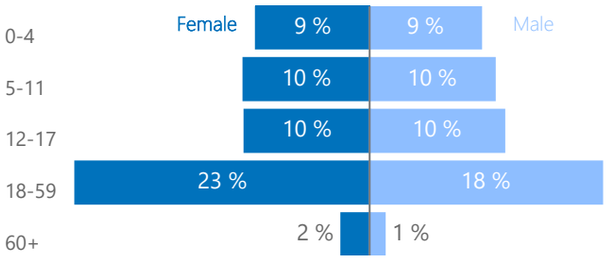

Specific Needs - Top 7

886 605

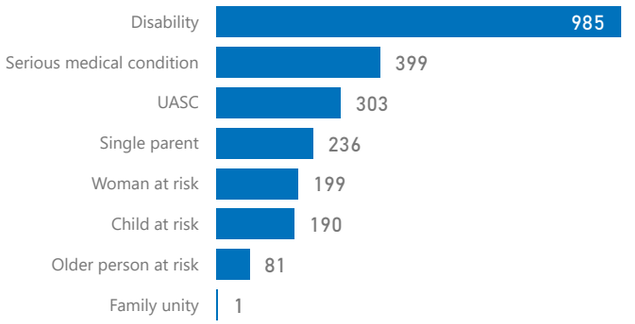

New Registration by Month

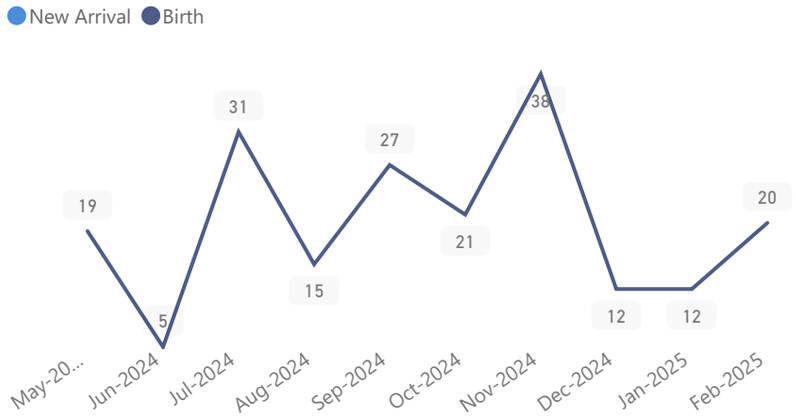

Occupation - Top

31% Have occupation

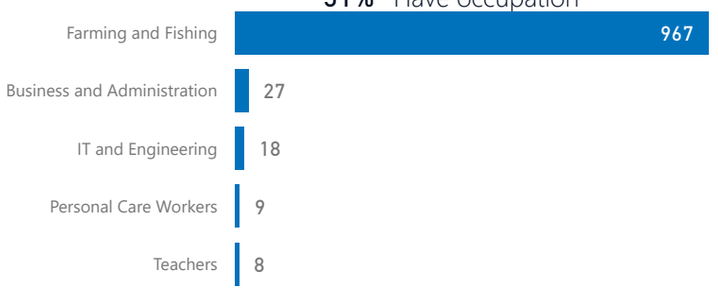

* Age is between 18 - 59 years for Occupation

Assistance Status

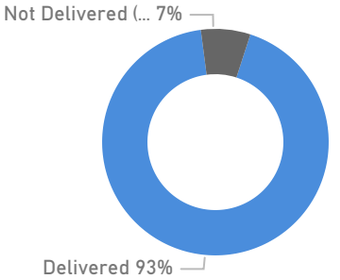

UGANDA- POPULATION DASHBOARD

ANNEX IV - SETTLEMENT PROFILES 28-Feb-2025

Nakivale

Total Population	Total Refugees
222,998	221,817
Total Households	Total Asylum-Seekers
75,651	1,181

Women and Children
75 %
167,618

Female
50 %
112,368

Elderly
3 %
6,405

Youth 15-24
23 %
52,222

Top Zones

Zone	HHs	Individuals
Rubondo	38,721	103,052
Base Camp	17,017	67,328
Juru	19,466	51,528

Age & Gender Breakdown

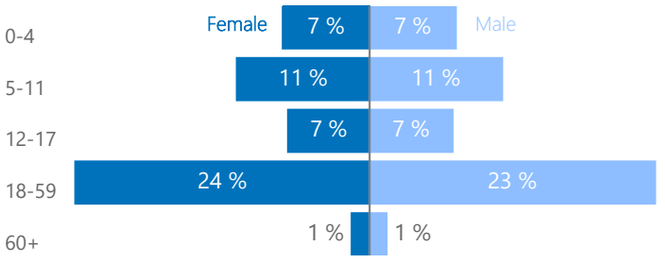

Country of Origin

Country of Origin	Total
DR Congo	160,840
Burundi	32,913
Rwanda	15,116
Somalia	11,486
Ethiopia	1,414
Eritrea	945

Specific Needs

- Top 7

24,138 16,213

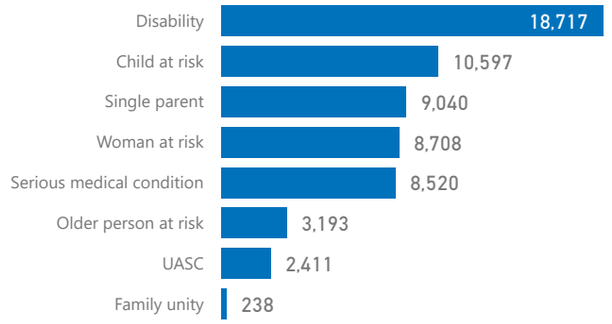

New Registration by Month

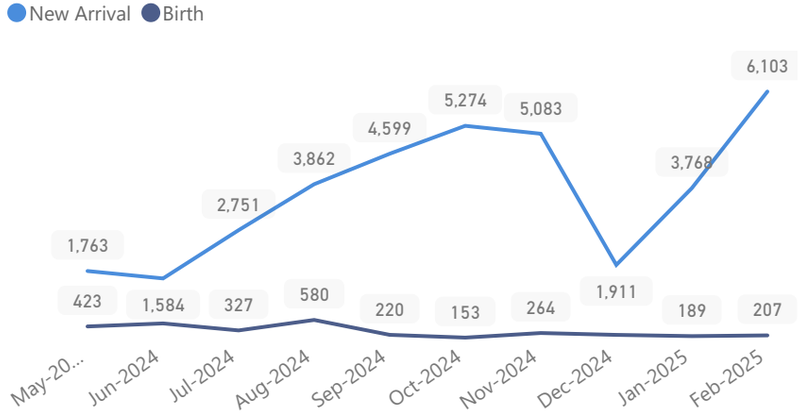

Occupation - Top

17% Have occupation

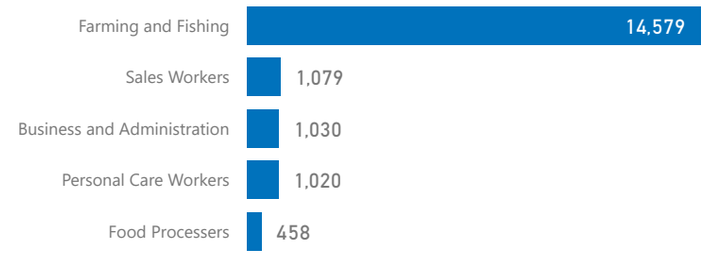

* Age is between 18 - 59 years for Occupation

Assistance Status

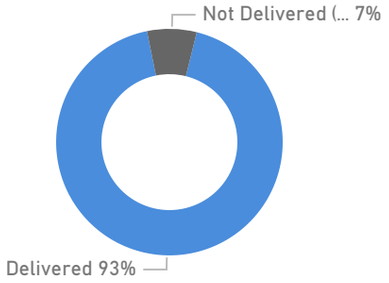

UGANDA- POPULATION DASHBOARD

ANNEX IV - SETTLEMENT PROFILES 28-Feb-2025

Oruchinga

Total Population	Total Refugees
8,090	8,090
Total Households	Total Asylum-Seekers
1,729	0

Women and Children
78 %
6,334

Elderly
4 %
287

Female
51 %
4,157

Youth 15-24
22 %
1,797

Top Zones

Zone	HHs	Individuals
Kifunjo	537	2,348
Michinga	432	2,096
Busheka	432	2,019

Country of Origin

Country of Origin	Total
DR Congo	4,205
Rwanda	2,136
Burundi	1,688
South Sudan	66
Sudan	1

Age & Gender Breakdown

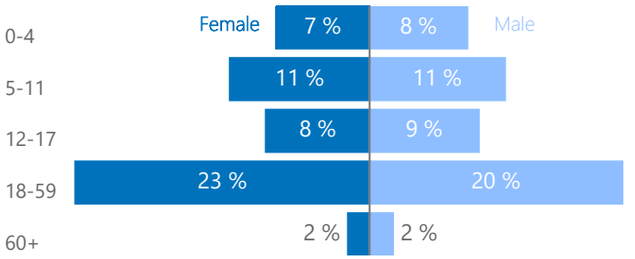

Specific Needs - Top 7

1,446 1,043

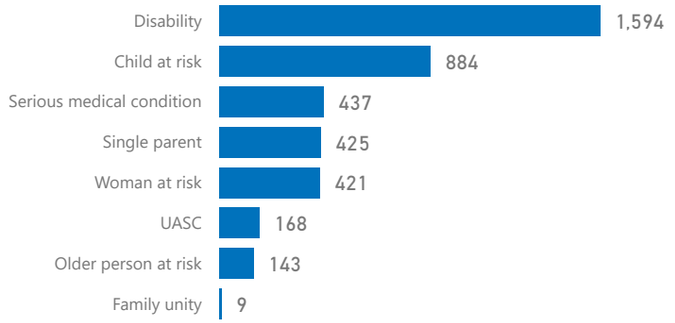

New Registration by Month

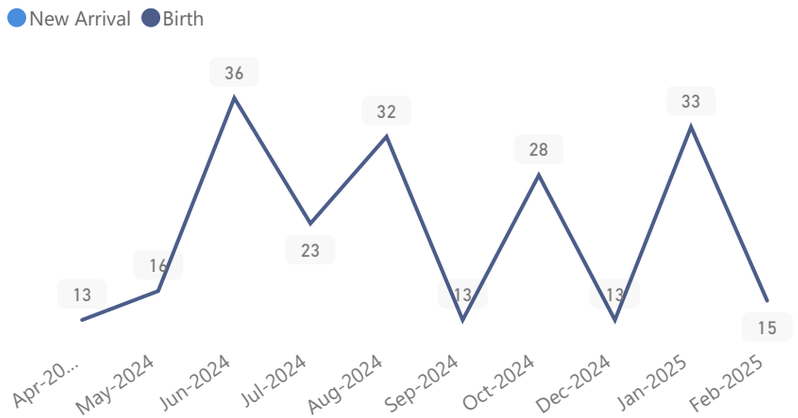

Occupation - Top

33% Have occupation

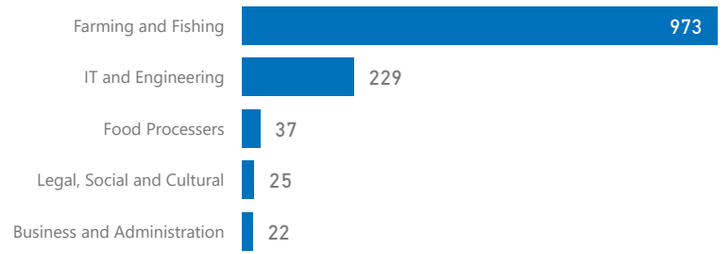

* Age is between 18 - 59 years for Occupation

Assistance Status

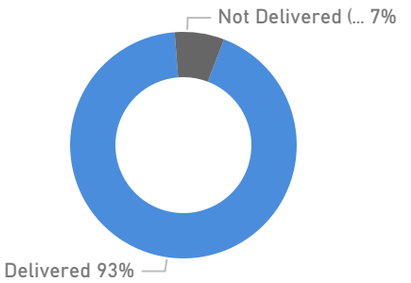

UGANDA- POPULATION DASHBOARD

ANNEX IV - SETTLEMENT PROFILES 28-Feb-2025

Palabek

Total Population	Total Refugees
88,830	88,830
Total Households	**Total Asylum-Seekers**
18,650	0

Women and Children
83 %
73,331

Female
50 %
44,512

Elderly
2 %
1,575

Youth 15-24
28 %
24,586

Top Zones

Zone	HHs	Individuals
Zone 6	3,859	19,143
Zone 5B	2,841	13,158
Zone 7	2,210	11,262
Zone 8	2,347	10,612
Zone 4	1,820	8,121
Zone 5A	1,391	7,831
Zone 3	1,106	5,791
Zone 9	1,019	4,822
Zone 2	1,064	4,051
Zone 1	983	4,004

Country of Origin	Total
South Sudan	88,539
Sudan	244
DR Congo	47

Age & Gender Breakdown

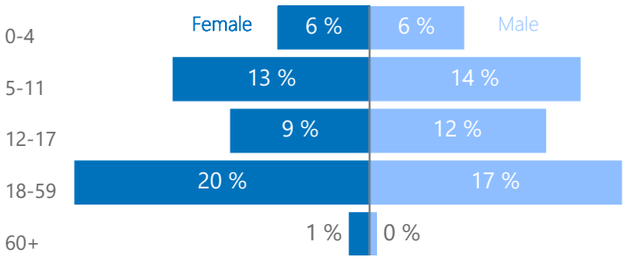

Specific Needs - Top 7

4,610 2,702

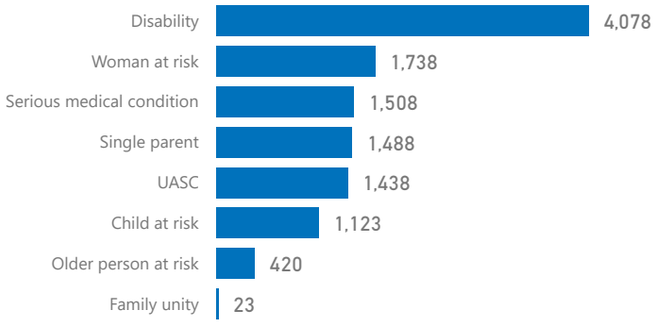

New Registration by Month

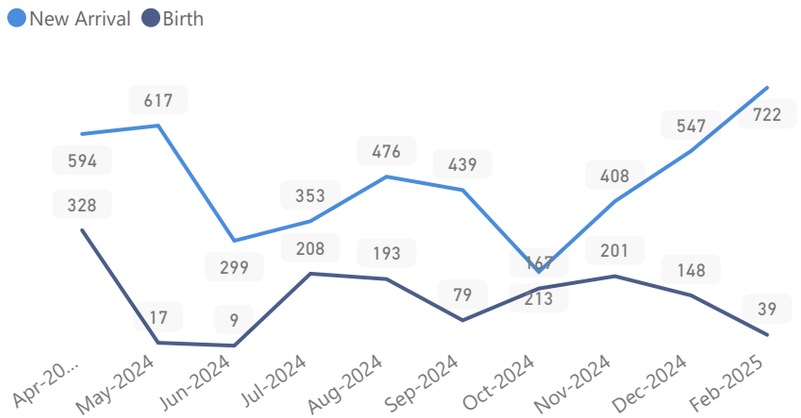

Occupation - Top

15% Have occupation

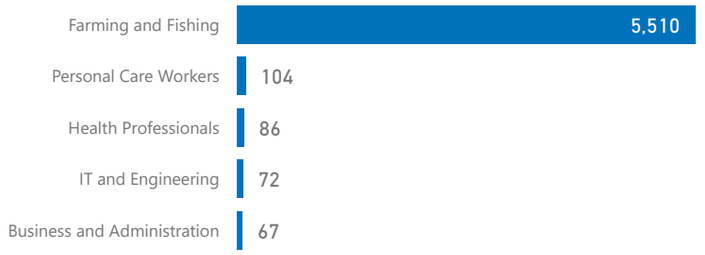

* Age is between 18 - 59 years for Occupation

Assistance Status

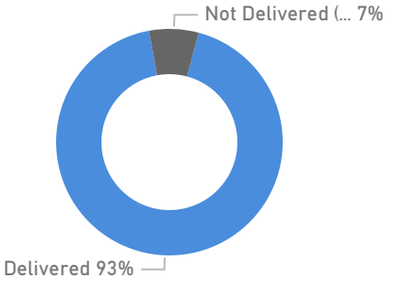

UGANDA- POPULATION DASHBOARD

ANNEX IV - SETTLEMENT PROFILES 28-Feb-2025

Palorinya

Total Population	Total Refugees
138,235	138,233
Total Households	**Total Asylum-Seekers**
28,046	2

Women and Children
79 %
108,648

Female
53 %
72,649

Elderly
4 %
5,721

Youth 15-24
27 %
37,319

New Registration by Month

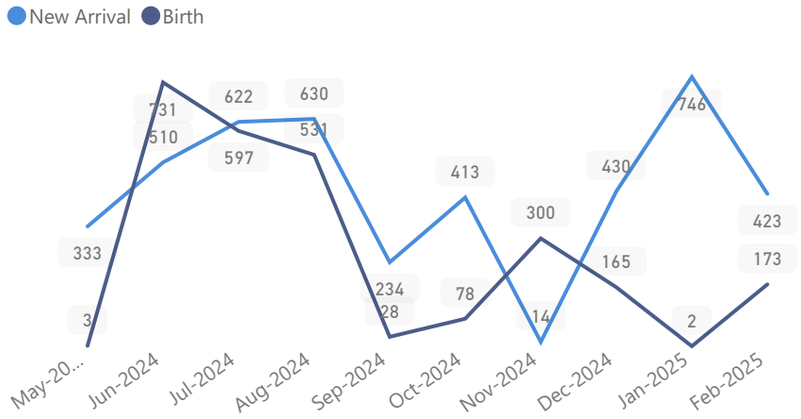

Top Zones

Zone	HHs	Individuals
Morobi	9,117	45,184
Dongo West	5,196	25,447
Chinyi	4,376	20,084
Basecamp Ibakwe	2,750	15,427
Dongo East	2,929	14,433
Belemaling	2,104	10,543
Budri	1,572	7,115

Country of Origin	Total
South Sudan	138,142
DR Congo	51
Sudan	41
Congo, Republic of the	1

Occupation - Top

13% Have occupation

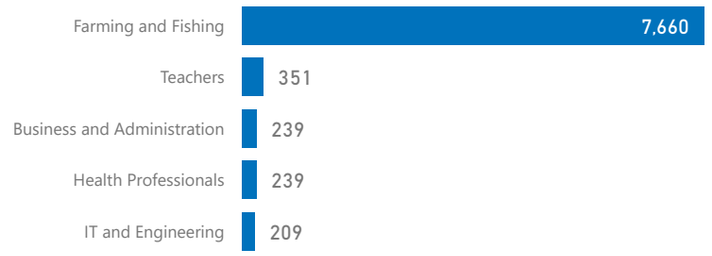

* Age is between 18 - 59 years for Occupation

Age & Gender Breakdown

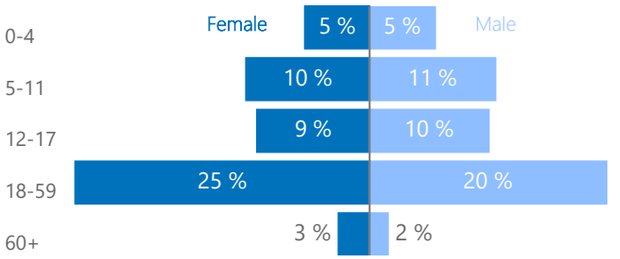

Specific Needs - Top 7

12,386 7,026

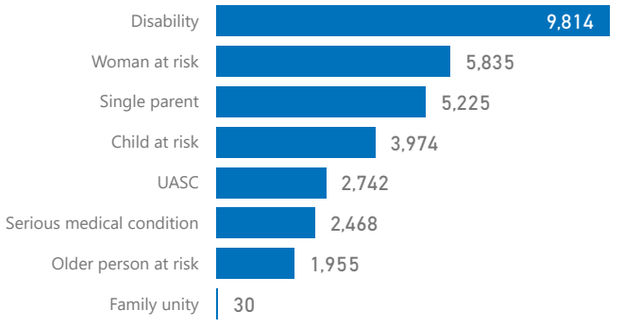

Assistance Status

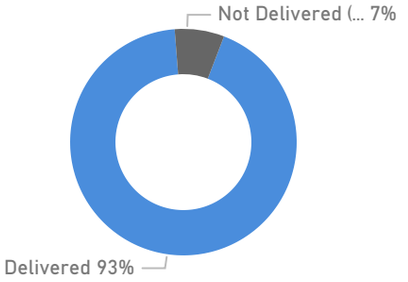

UGANDA- POPULATION DASHBOARD

ANNEX IV - SETTLEMENT PROFILES 28-Feb-2025

Rhino

Total Population	Total Refugees
173,348	173,283
Total Households	**Total Asylum-Seekers**
32,954	65

Women and Children
80 %
139,162

Female
50 %
87,381

Elderly
2 %
3,561

Youth 15-24
29 %
50,828

New Registration by Month

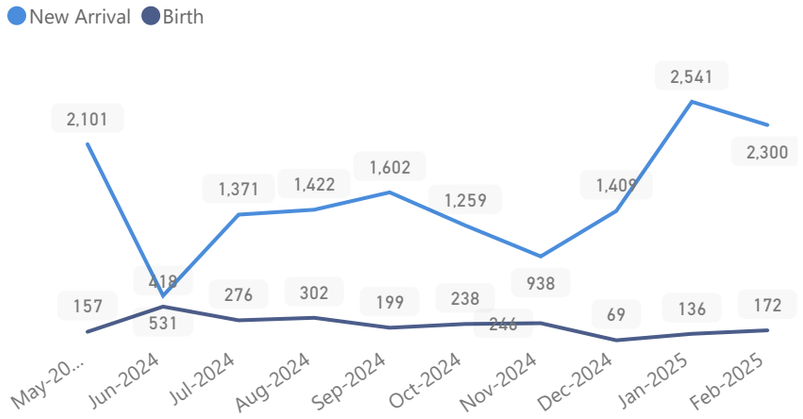

Zones

Zone	HHs	Individuals
Zone Vii	10,382	52,274
Zone Ii	7,883	32,020
Zone Vi	4,984	27,167
Zone Iii	3,368	17,951
Zone I	2,361	16,046
Zone V	1,867	14,703
Zone iv	2,109	13,185

Country of Origin	Total
South Sudan	164,714
DR Congo	6,436
Sudan	2,088
Rwanda	37
Central African Republic	24
Ethiopia	13

Occupation - Top

7% Have occupation

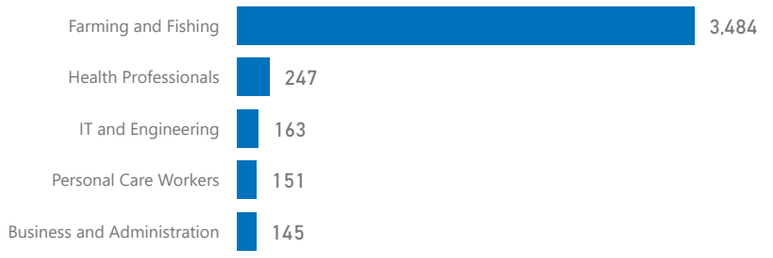

* Age is between 18 - 59 years for Occupation

Age & Gender Breakdown

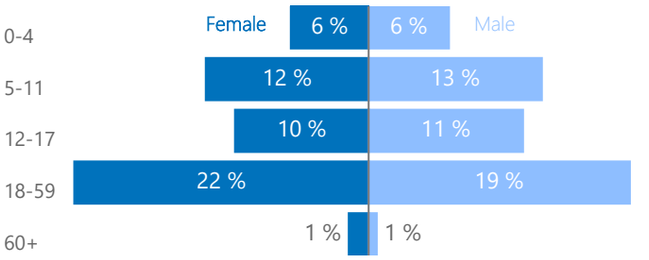

Specific Needs - Top 7

17,573 13K

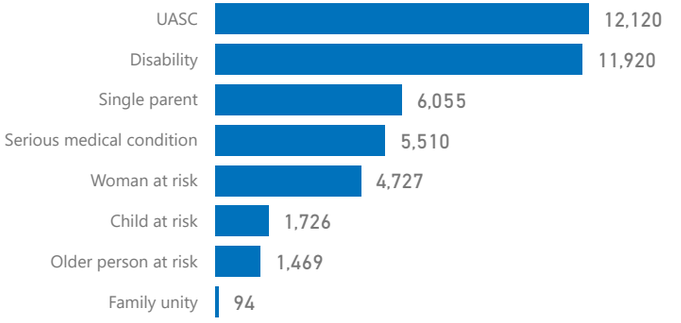

Assistance Status

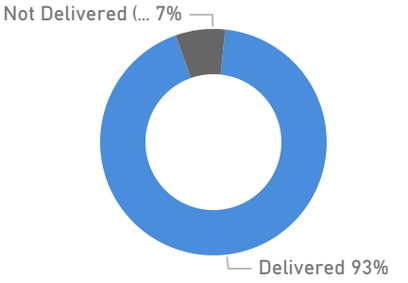

UGANDA- POPULATION DASHBOARD

ANNEX IV - SETTLEMENT PROFILES 28-Feb-2025

Rwamwanja

Total Population	Total Refugees
101,279	100,109
Total Households	Total Asylum-Seekers
23,732	1,170

Women and Children
81 %
81,655

Female
51 %
52,040

Elderly
3 %
2,815

Youth 15-24
21 %
21,012

New Registration by Month

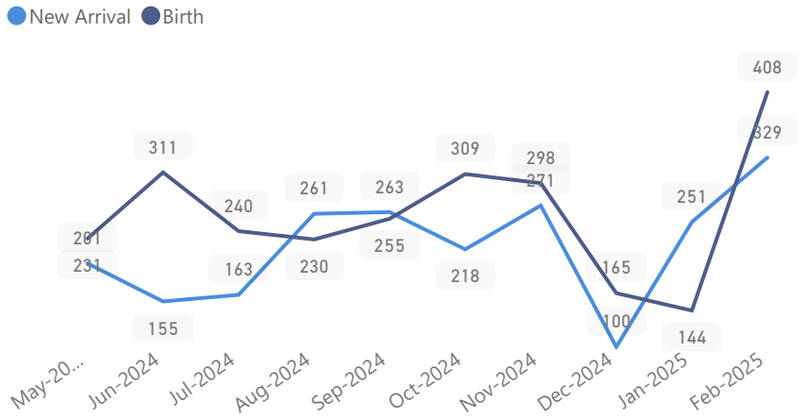

Top Zones

Zone	HHs	Individuals
Kyempango	10,976	39,686
Kaihora	2,676	12,680
Mahani	2,350	11,060
Ntenungi	1,798	9,180
Nkoma	1,760	8,893
Base Camp	1,870	8,560
Mahiga	954	4,495
Kikuura	564	2,747
Waijagahe	433	2,206
Buguta	337	1,727

Country of Origin	Total
DR Congo	100,729
Rwanda	311
South Sudan	167
Burundi	59

Occupation - Top

42% Have occupation

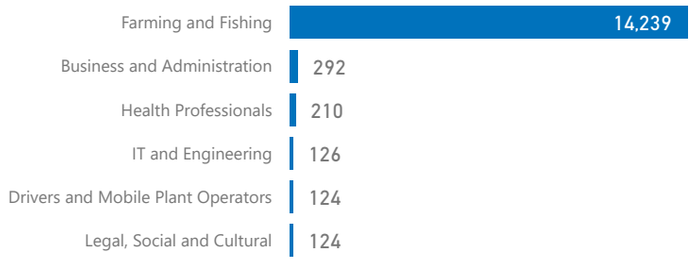

* Age is between 18 - 59 years for Occupation

Age & Gender Breakdown

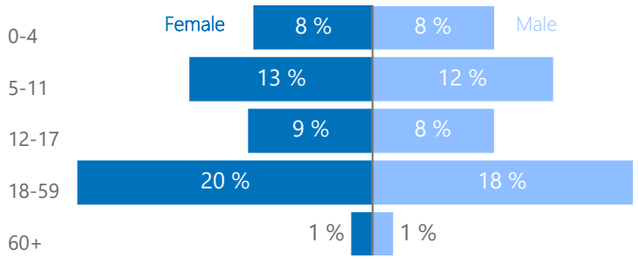

Specific Needs - Top 7

12,595 7,667

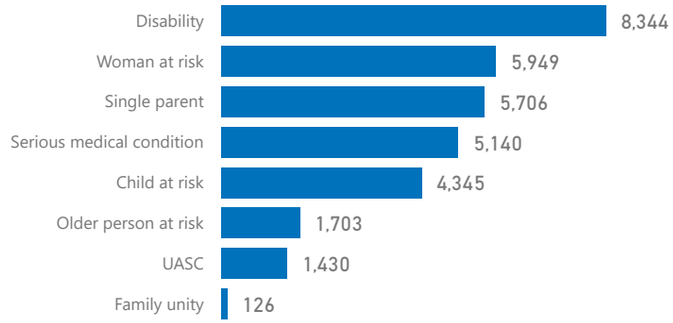
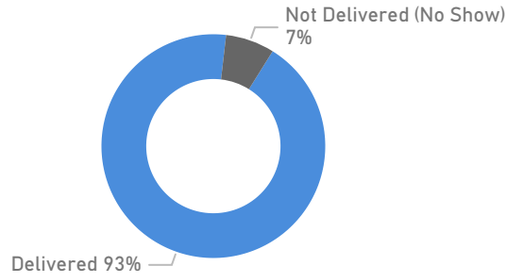
Assistance Status