UNHCR CAMEROON MONTHLY UPDATES

KEY HIGHLIGHTS February 2025

Source des données des réfugiés: Gouvernement du Cameroun avec le support du HCR ::

Contact for more info DIMA Unit Cameroon ***cmr_yaim@unhcr.org***

UNHCR Cameroon needs to support refugees, asylum seekers, and internally displaced persons (IDPs) in the country. This update provides detailed demographic, socio-economic, and educational data, as well as information on persons with specific needs, underscoring the complex and multifaceted nature of the refugee and IDP crisis in Cameroon. The monthly update highlights the demographic diversity, educational and occupational challenges, and specific needs of the displaced populations. The data emphasizes the importance of targeting interventions and creating support mechanisms to address the varied and pressing needs of these vulnerable groups. The Cameroonian government and international organizations must collaborate to provide necessary aid and ensure the well-being of these populations.

Population Overview:

Refugees and Asylum Seekers: Cameroon hosts 413,094 refugees and 17,251 asylum seekers.
Internally Displaced Persons (IDPs): The country has 1,036,775 IDPs, with an additional 658,544 returnees.
Major Countries of Origin: Refugees primarily come from the Central African Republic 288,706 , Nigeria 126,650 , Chad 4,352 , and Niger 7,848 .

Demographic Distribution:

A significant portion of the refugees are women and children. Specifically, 52% of the refugee population are women and girls, and 53% are children.
Age Groups: Refugees are categorized into various age groups, with notable populations in the 0-4, 5-11, 12-17, 18-59, and 60+ age ranges.

Education Levels:

The educational attainment of refugees varies, with 46% having no education, 27% having primary education, and smaller percentages having informal, secondary, university, or technical/vocational education.

Occupations:

46% of refugees are engaged in various occupations such as homemakers, traders, drivers, pensioners, maneuvers, and breeders. 17% are students, 15% are unemployed, and 10% are farmers.

Ethnicity and Religion:

Ethnicity: The majority of ethnicities are Peulh 45% , Kanuri 12% .
Religion: The religious makeup includes 74% Muslims, 24% Christians, and 2% others.

Persons with Specific Needs:

Categories: There are several categories of persons with specific needs including children at risk, women at risk, single parents, older persons, unaccompanied or separated children, and persons with disabilities.
Top Concerns: The highest numbers are children at risk of not attending school 53,796 , individuals with vision disabilities 6,036 , and older persons with children 3,355 .

Legal and Marital Status:

Legal Status: Refugees and asylum seekers are categorized based o their arrival years, with significant influxes noted in 2014 and subsequent years. Marital Status: The majority of the refugee population is single 67%, followed by married individuals 25%.

Regional distribution:

The distribution of refugees and IDPs across various regions in Cameroon shows significant numbers in different regions. The East region hosts the largest refugee population with 164,531 individuals. The Far-North has 122,288 refugees, while Adamaoua has 58,117 . The North region accommodates 38,400 refugees, and the Centre has 26,623 . The Littoral region has 18,735 refugees.

Challenges and Needs:

UNHCR MCO in Cameroon grapples with significant challenges in managing and supporting its large refugee and internally displaced populations. Due to increasing global crises, UNHCR Cameroon faces immense strain, with regions like the East and Extreme-Nord hosting 164,531 and 122,288 refugees respectively, the strain on resources is immense. These populations include a high percentage of children and women, requiring specialized services such as education, healthcare, and protection. The diverse educational levels among refugees, ranging from no education to university, indicate a need for comprehensive educational programs. Additionally, significant numbers of refugees are unemployed or engaged in low-income occupations, highlighting the necessity for vocational training and employment opportunities. The presence of vulnerable groups, such as unaccompanied children, single parents, and individuals with disabilities, further underscores the urgent need for targeted humanitarian aid and robust social support systems to address their specific needs and ensure their well-being.

UNHCR CAMEROON IN A GLANCE

February 2025

Central African | Nigeria | IDP Far North | IDP NWSW | Other Refugees

Population Type: All | Region: All | Zone: All | Owning Office: All

2,125,664
Total of Persons we serve

413,094 Refugee

17,251 Asylum Seeker

1,036,775 Internally Displaced

658,544 Returnees IDP

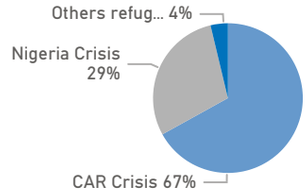

Distribution by crisis

52% Of refugees are women and girls

53% Of refugees are children

61% Of IDPs are children

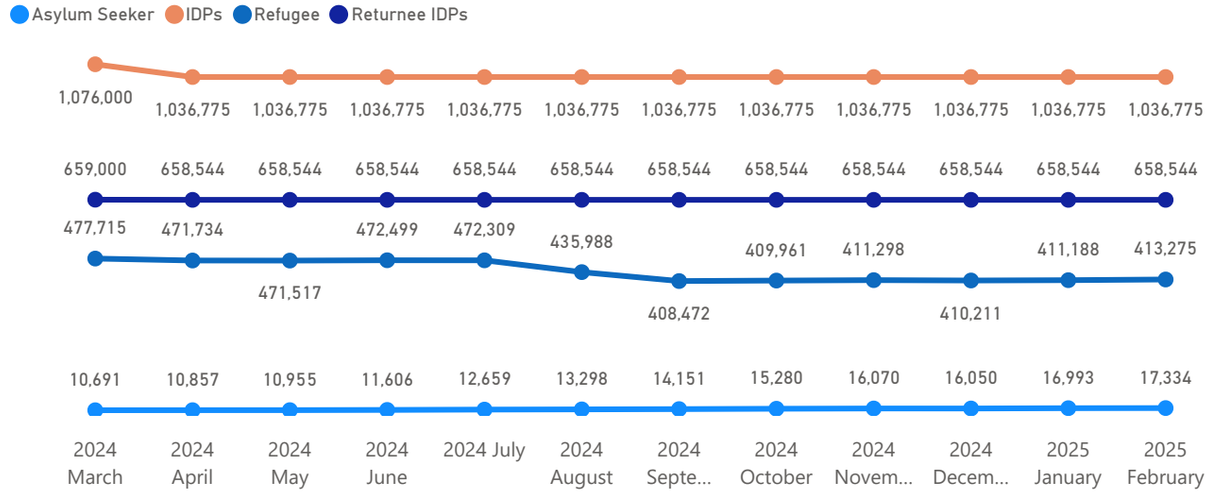

Refugee and Asylum Seeker by Department

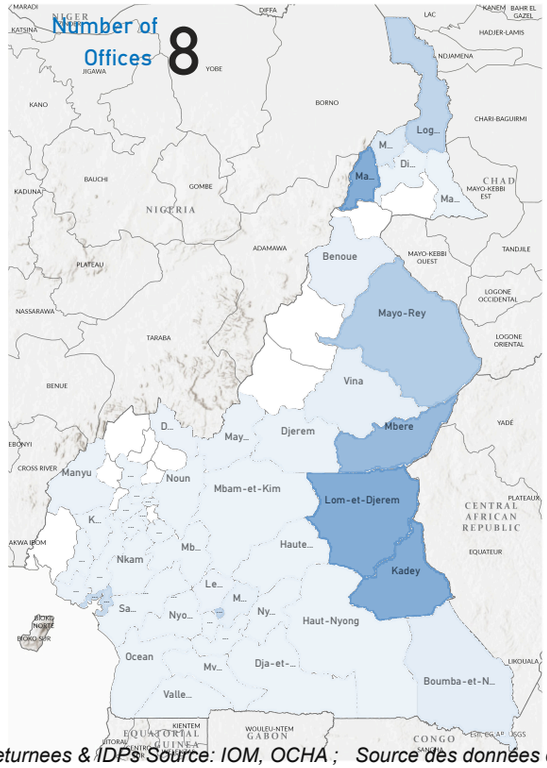

IDPs by Department

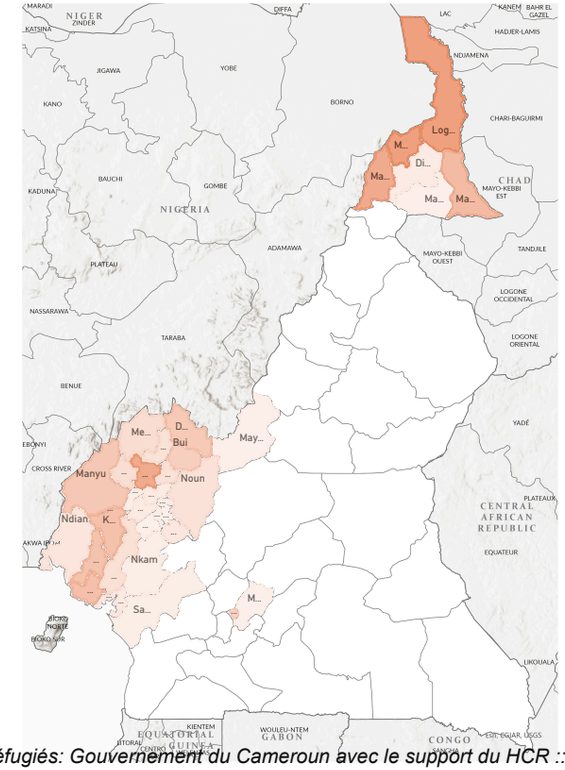

Refugee By country of origin

Central African Republic	288,679
Nigeria	126,650
Chad	4,304
Others Nationalities	2,523
Niger	7,846
Rwanda	438
Mali	474
Soudan	568

Number of years spent in Cameroon

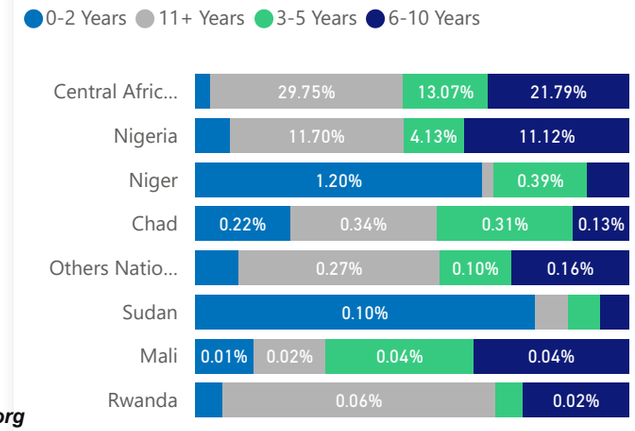

Returnees & IDPs Source: IOM, OCHA ; Source des données des réfugiés: Gouvernement du Cameroun avec le support du HCR :: Contact for more info DIMA Unit Cameroon ***cmr_yaim@unhcr.org***

DEMOGRAPHIC POPULATION IN CAMEROON

February 2025

Central African | Nigeria | Other Refugees

Region: All | Zone: All | Owning Office: All

Legal Status: Asylum Seeker | Refugee

Site/Camp: In Site/Camp | Out of Site/Camp

201,358
School age children

Population distribution (gender and age group)

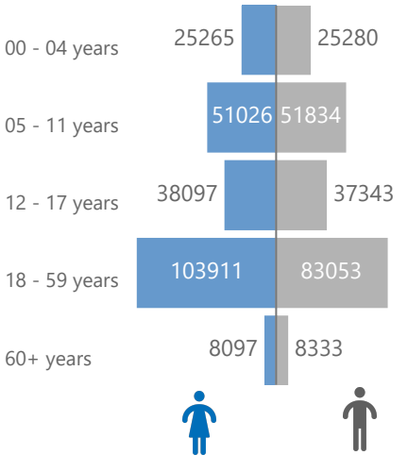

Education Level

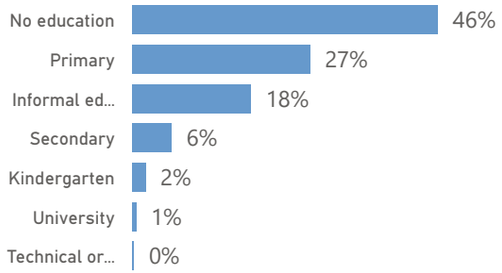

Ethnicity

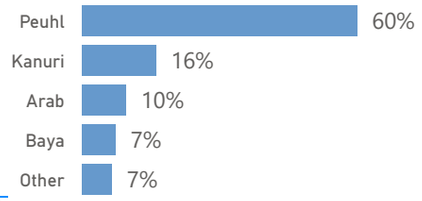

Marital Status	Percentage
Single	67.22%
Married	25.23%
Widowed	3.64%
Divorced	1.84%
Separated	0.69%
Common Law Married	0.69%
Unknown	0.34%
Engaged	0.34%
Partnership	0.01%

Year of arrival of refugees

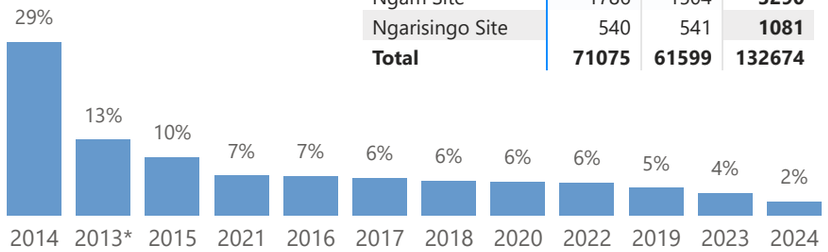

Refugees by age group

Region	00 - 04 years		05 - 11 years		12 - 17 years		18 - 59 years		60+ years		Total
	Female	Male	Female	Male	Female	Male	Female	Male	Female	Male	
Est	9169	9064	18404	19175	14740	14636	42210	30724	3067	3342	**164531**
Extreme-Nord	8486	8444	16357	16202	11752	11304	26587	18065	2576	2515	**122288**
Adamaoua	3654	3715	6846	7050	5592	5608	14330	8869	1246	1207	**58117**
Nord	1958	1973	5365	5327	3390	3315	9738	5828	803	703	**38400**
Centre	1286	1250	2389	2315	1547	1372	6171	9799	191	302	**26622**
Littoral	563	663	1303	1350	969	990	3753	8799	131	213	**18734**
Sud-Ouest	2	1	39	39	74	87	274	678	32	28	**1254**
Nord-Ouest			9	16	10	17	63	72	10	5	**202**
Sud	4	2	2	5	1	3	21	74		4	**116**
Ouest	1	4	1	2	1		4	63		1	**77**
Total	**25123**	**25116**	**50715**	**51481**	**38076**	**37332**	**103152**	**82971**	**8056**	**8320**	**430342**

Site/Camp	Female	Male	Total
Minawao Camp	43802	37380	**81182**
Gado Badzere Site	8892	7697	**16589**
Mbile Site	5313	4854	**10167**
Lolo Site	4729	4423	**9152**
Borgop Site	3740	3170	**6910**
Timangolo Site	2273	2030	**4303**
Ngam Site	1786	1504	**3290**
Ngarisingo Site	540	541	**1081**
Total	**71075**	**61599**	**132674**

Education Age

Region	04-05 Years		06-11 Years		12-18 Years		Total
	Female	Male	Female	Male	Female	Male	
Adamaoua	1913	1991	5913	6058	6257	6224	**28356**
Centre	664	659	2065	1975	1745	1586	**8694**
Est	5269	5392	15932	16589	16740	16656	**76578**
Extreme-Nord	4728	4698	13827	13684	13069	12599	**62605**
Littoral	344	370	1116	1171	1082	1182	**5265**
Nord	1443	1573	4599	4514	3749	3637	**19515**
Nord-Ouest			9	16	12	23	**60**
Ouest	1	2	1	1	1		**6**
Sud			2	5	2	5	**14**
Sud-Ouest			39	39	82	105	**265**
Total	**14362**	**14685**	**43503**	**44052**	**42739**	**42017**	**201358**

*Returnees & IDPs Source: IOM, OCHA ; Source des données des réfugiés: Gouvernement du Cameroun avec le support du HCR:: * Arrived before 2013:: Contact for more info DIMA Unit Cameroon* ***cmr_yaim@unhcr.org***

PERSONS WITH SPECIFIC NEEDS IN CAMEROON

February 2025

Source des données des réfugiés: Gouvernement du Cameroun avec le support du HCR ::
Contact for more info DIMA Unit Cameroon ***cmr_yaim@unhcr.org***

Central African | Nigeria | Other Refugees

Region: All

Zone: All

Areas of Responsibility

Child Protection | General Protection | SGBV

178,201 Person with Specific Needs

Gender

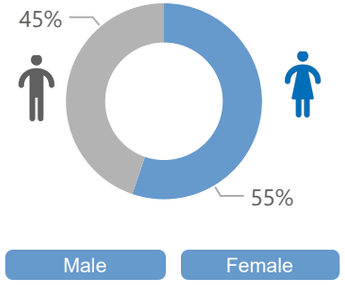

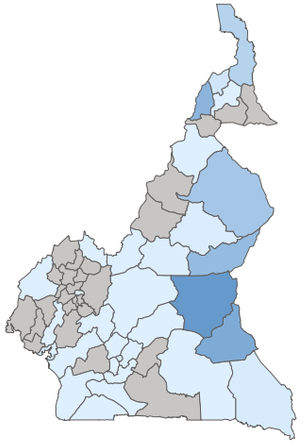

Person with Specific Needs

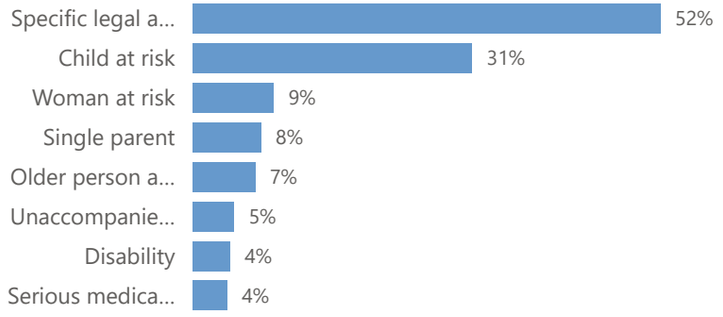

54,877 Child at Risk

SPN Sub Category	# Refugee
Child at risk of not attending school	53796
Child with special education needs	613
Child spouse	519
Child parent	292
Child engaged in other forms of child labour	46
Child carer	35
Teenage pregnancy	26
Child engaged in worst forms of child labour	20
No legal documentation	10
Child associated with armed forces or groups	5

7,311 Disability

SPN Sub Category	# Refugee
Vision	3355
Hearing	1478
Emotions and behavior	1108
Lower Body Mobility	990
Communication	646
Upper Body Mobility	255
Remembering and concentrating	39
Self-Care	31
Physical disability - moderate	21
Mental disability - moderate	8

12,250 Older at Risk

Older Person at Risk	# Refugee
No legal documentation	2
Older person unable to care for self	4833
Older person with children	6033
Other medical condition	1
Single HR - grandparent	1
Single HR - parent	1
Single older person	1942
Single woman at risk	1
Woman at risk	2

6,761 Serious Medical Condition

SPN Sub Category	# Refugee
Other medical condition	4520
Chronic illness	1105
Malnutrition	382
Difficult pregnancy	381
Critical medical	306
Mental illness	122
Woman at risk	18
Addiction	14
Emotions and behavior	3

13,398 Single Parent

(Top 10) Single Parent	# Refugee
Single HR - parent	12294
Single HR - caregiver	671
Single HR - grandparent	507
Woman at risk	15
Single woman at risk	9
Child parent	3
No legal documentation	2
Single older person	2
Child at risk of not attending school	1
Older person with children	1

8,125 Unaccompanied or separated child

(Top 6) Unaccompanied or separated child	# Refugee
Separated child	7641
Unaccompanied child	426
Child headed household	64
Child in foster care	14
Child in institutional care	11
No legal documentation	5

1,258 SGBV

SGBV	# Refugee
Threat of forced marriage	659
Victim/Survivor of SGBV in country of asylum	190
Victim/Survivor of SGBV in country of asylum	162
Victim/Survivor of SGBV in country of asylum	82
Victim/Survivor of SGBV in country of origin	63

207 Family Unity

Family Unity Sub-Category	# Refugee
Family reunification required	162
Tracing required	45

15,916 Woman at Risk

(Top 4) Single Parent Sub-Category	# Refugee
Woman at risk	8721
Lactating	4452
Single woman at risk	2880
Single HR - parent	10

SOCIO-ECONOMICS DATA OF REFUGEES IN CAMEROON

February 2025

Source des données des réfugiés: Gouvernement du Cameroun avec le support du HCR :

Contact for more info DIMA Unit Cameroon ***cmr_yaim@unhcr.org***

Central African | Nigeria | Other Refugees

Region: All

Zone: All

Occupation

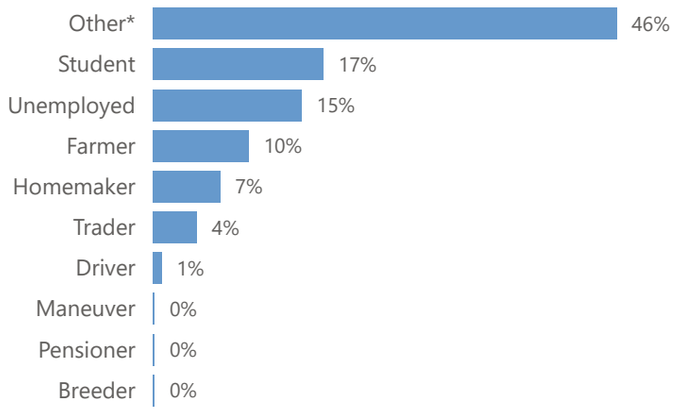

Registration Reason

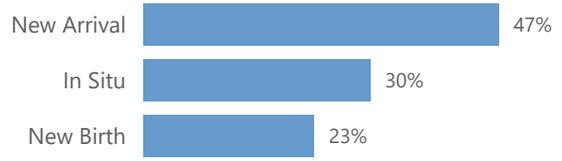

Religion

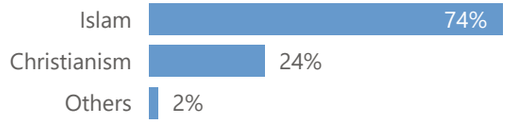

Male | Female

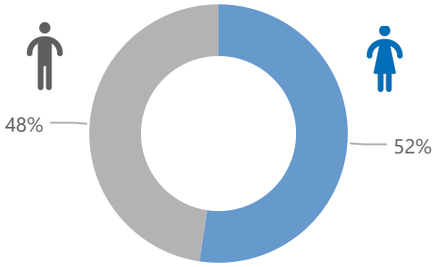

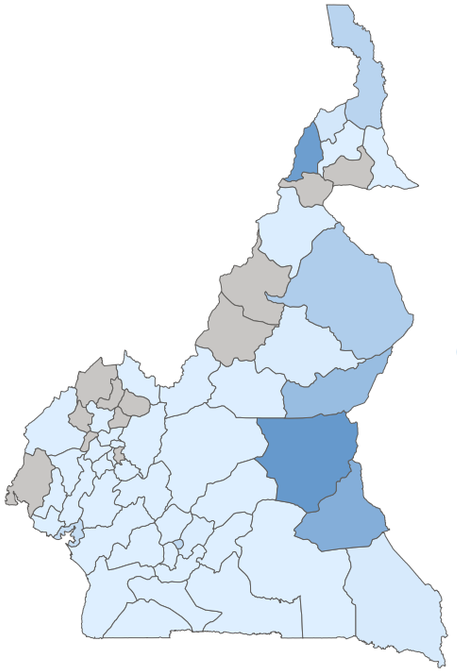

Central African

Occupations	Adamaoua	Centre	Est	Extreme-Nord	Littoral	Nord	Total
Other*	17619	9270	57932	8	5293	4282	**94404**
Student	15513	4342	30813	3	3476	8157	**62304**
Unemployed	7561	1973	36229		783	12432	**58978**
Farmer	8973	995	14277	1	338	7285	**31869**
Homemaker	4222	1315	15014	1	1024	1856	**23432**
Trader	2883	1242	8014	1	1073	1468	**14681**
Driver	429	239	2075	1	419	258	**3421**
Maneuver	11	20	41		7	2	**81**
Pensioner	12	3	58		2	2	**77**
Breeder	25		12			32	**69**

Nigeria

Occupations	Adamaoua	Centre	Est	Extreme-Nord	Littoral	Nord	Total
Other*	293	176	7	96118	27	1130	**97751**
Student	187	38		8781	5	448	**9459**
Farmer	25	6		7684	3	755	**8473**
Homemaker	52	10	3	4869	2	103	**5039**
Unemployed	169	65	1	2566	2		**2803**
Trader	34	74	1	1856	12	10	**1987**
Driver	6	4		302	3		**315**
Pensioner	2			24			**26**
Maneuver				11			**11**
Breeder				10			**10**

Other Nationalities

Occupations	Adamaoua	Centre	Est	Extreme-Nord	Littoral	Nana-Gribizi	Nord
Other*	72	3439	147	355	3315		55
Trader	8	1047	19	22	1140	1	6
Student	23	1382	18	22	426		29
Unemployed	38	905	35	23	670		90
Farmer	20	196	48	86	720		22
Homemaker	24	358	94	71	134		30
Driver		83	4	3	88		2
Maneuver	2	6			23		2
Breeder	2						
Pensioner		1					