UNHCR The UN Refugee Agency | CORE

BURUNDI

Influx out of Eastern D.R. of Congo

as of 21 Mar 2025

Key figures

69,854
Estimated New Arrivals from DRC since Jan 2025

12,503
Relocated

89 K
Refugees from DRC in Burundi prior Jan 2025

1,650
Assisted Refugee Returnees

26,647
Registered Refugees

39,813
Not yet verified

1,744
No Show

Demographic

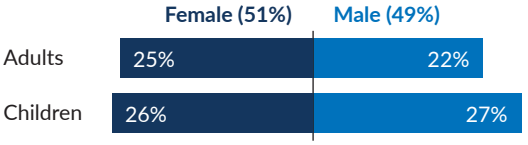

Context

Since January 2025, over 69,000 people arriving in Burundi from the Democratic Republic of Congo are in need of international refugee protection. The refugees include rural and urban populations fleeing conflict from the DRC, and some returning Burundians. Most arrivals are from Bukavu, Saké, Minova, and Goma. In response, the Minister of the Interior has granted prima facie refugee status to those seeking protection.

Total new arrivals (cumulative since 3 Jan. 2025)

Number of people

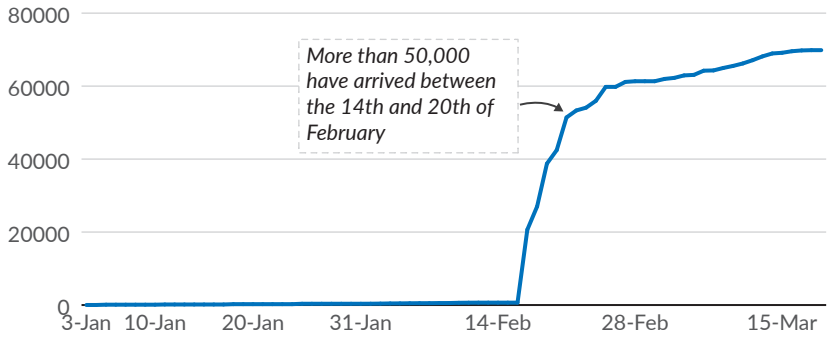

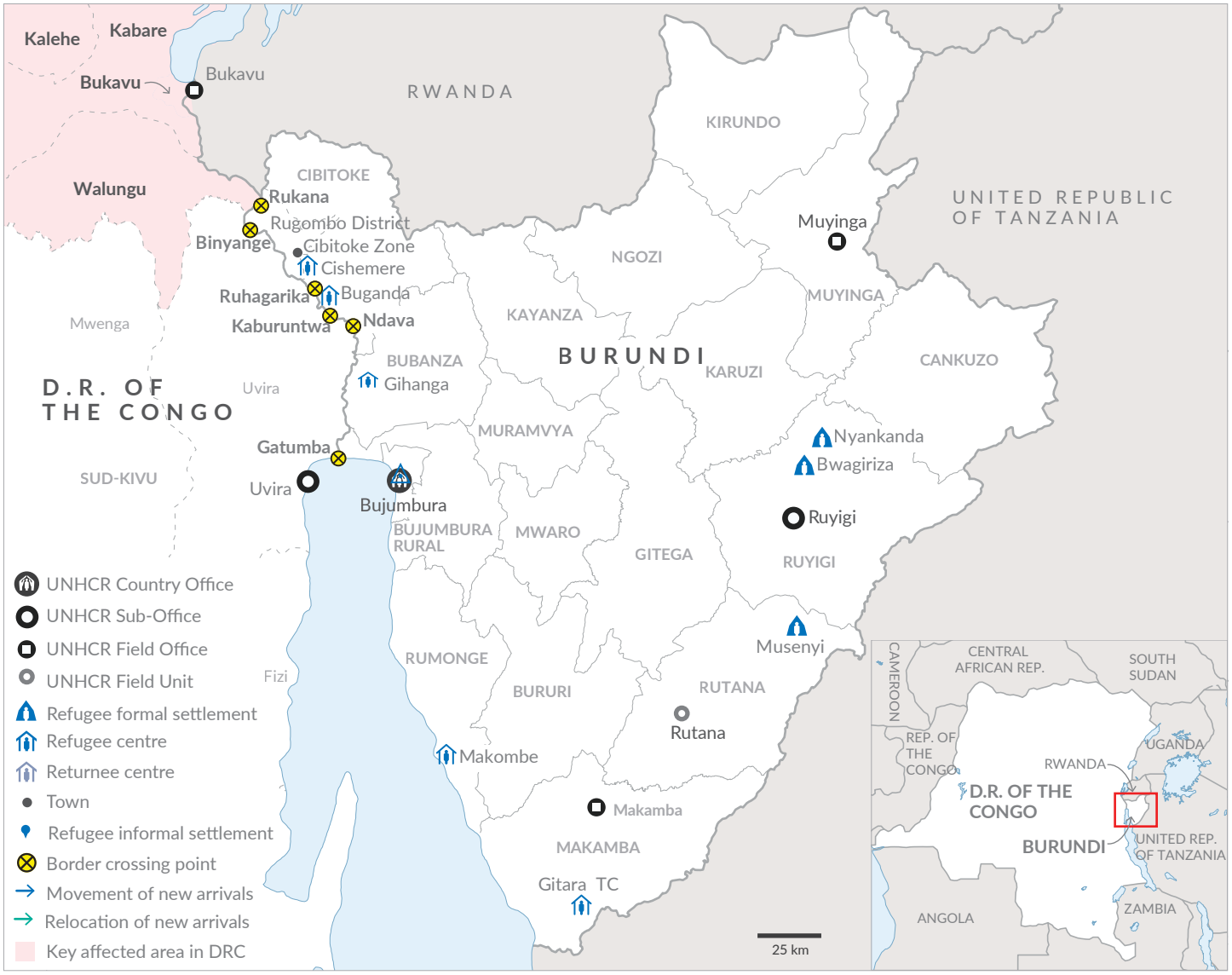

The boundaries and names shown and the designations used on this map do not imply official endorsement or acceptance by the United Nations.

Arrival & relocation

Points of entry

Rukana
Binyange
Ruhagarika
Kabruntwa
Ndava
Gatumba

Transit Centers

	Current population
Rugumbo Stadium	46,700
Cibitoke Zone	6,166
Gitara	2,237
Cishemere	1,448
Makombe	1,336
Gihanga	65

Protection Screening & Level 1 Registration

Refugee Camps / Settlements

	New Arrivals	Current population
Musenyi	8,499	11,535
Nyankanda	8	11,975
Bwagiriza	1	9,457

Key sectorial indicator (border transit locations)

Locations	Litres of Water Provided/Day	Emergency Latrines(Communal)	Global Acute Malnutition (kids 6-59 month)	Global Acute Malnutition (pregnant women)	Individuals with SPN Identified	UASC Identified/ Referred/ Assisted
Rugombo	50,000	25	5%	15%	1,877	987
Cibitoke	15,000	25	3%	1%	-	-
Cishemere	20,000	12	1%	1%	44	21
Gihanga	25,000	12	1%	1%	-	-

3 W (border transit locations)

Organization	Coordination	Food	Health/ Nutrtion	NFI	Protection	Reintegration for Returnees	Transport	Security	WASH
AIRD		●					●		
Burundian National Police								●	
Burundi Red Cross				●	●				●
COPED				●					
Concern			●						
DGRRR	●				●	●			
Health District			●						
HNTPO			●						
IOM					●	●	●		
Local volunteers									
Midwives in Action Association			●						
MSF			●						●
NGO RCF		●							
ONPRA	●				●				
SAD					●				
Save the Children					●				
UNFPA					●				
UNHCR	●		●	●	●	●	●		
UNICEF			●	●	●				●
WFP		●							
WHO			●						
Women's Solidarity			●						
Total Organization / Sector	3	3	9	4	9	3	3	1	3

The boundaries and names shown and the designations used on this map do not imply official endorsement or acceptance by the United Nations.