





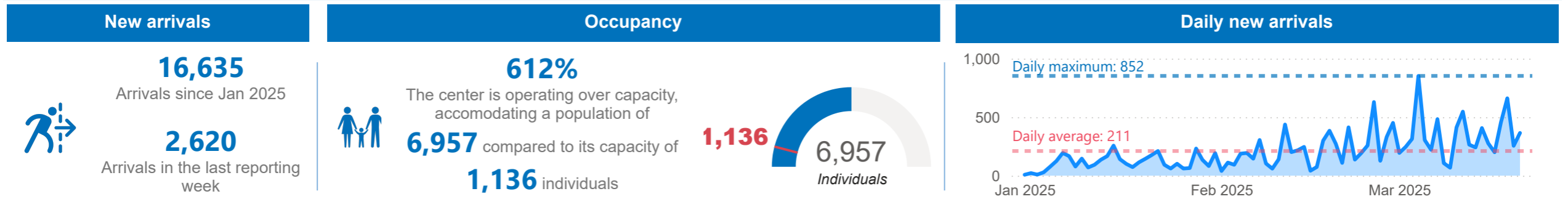








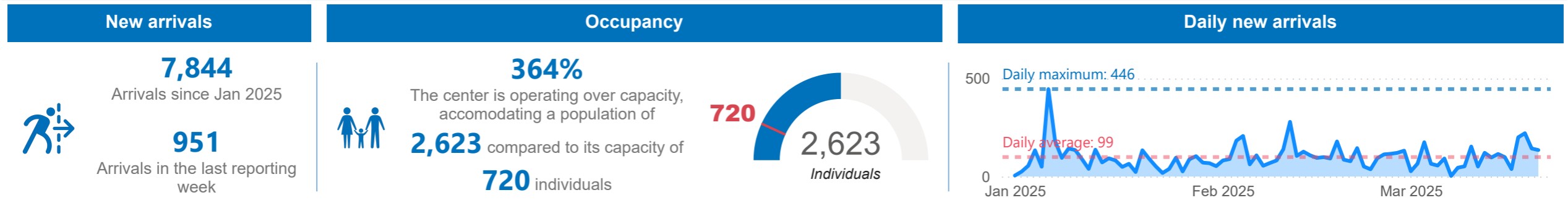
Sector	Indicator	Indicator Description / Standard	Target / Standard	Current status	What is being done - Comments	Status	
	Food	Food (Kilocalories/Person/Day)	2,100 kilo calories - The 2,100 kilocalories per person per day standard ensures basic energy and nutritional needs are met, typically provided through three balanced meals within the centres.	2100	2,100	New arrivals at this reception centre are receiving 3 hot meals a day.	●
	Health	% Of Arrivals Medically Screened	100 per cent	100	100	All individuals screened prior to registration. No outbreak detected.	●
		Crude Mortality Rate	1 death/10000/day	1	0	No death was reported during the week.	●
		Measles Vaccine Coverage Rate	100 per cent	95	100	294 children were vaccinated against measles. There are adequate vaccines, vaccine supplies and commodities available.	●
		Skilled Birth Attendance	100 per cent	100	0	No delivery was registered.	●
		Under Five Mortality Rate	2 deaths/10000/day	2	0	No death was reported during the week.	●
	Nutrition	Global Acute Malnutrition	< 10%	10	13	The GAM rate is higher than the acceptable standards of less than 10% with 11 (8 moderately & 3 severely) malnourished out of 86 children screened.	●
		Severe Acute Malnutrition Rate	< 2%	2	3	3 children were found to be severely malnoursihed of the 86 screened for malnutrition. This is higher than the recomended standard of less than 2%.	●
	Protection	% Of Persons Individually Registered	100 per cent of the new arrivals should be registered in ProGres V4	100	0	Registration activites resumed this past reporting week and are slowly gaining momentum.	●
	Shelter	Accomodation Space	3.5 SQM/person (Has holding capacity of 823 individuals)	823	1,206	The transit centre is at 147% operating capacity.	●
	WASH	Bathing Facilities	One facility per 50 people	24	64	No gap	●
		Health Promoters Per Refugees	One for 500	2	6	No gap	●
		Latrine Coverage	One latrine stance for 20 persons	60	73	No gap	●
		Water Coverage	Min of 15 litres/person/day	15	30	No gap	●







● Indicates that there's a gap ● Indicates that there's no gap



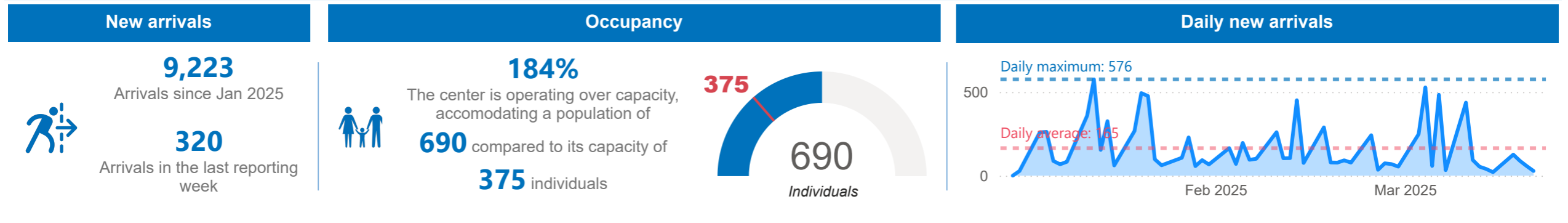
Sector	Indicator	Indicator Description / Standard	Target / Standard	Current status	What is being done - Comments	Status	
	Food	Food (Kilocalories/Person/Day)	2,100 kilo calories - The 2,100 kilocalories per person per day standard ensures basic energy and nutritional needs are met, typically provided through three balanced meals within the centres.	2100	2,100	New arrivals at this transit centre are receiving 3 hot meals a day.	●
	Health	% Of Arrivals Medically Screened	100 per cent	100	100	All individuals screened prior to registration. No disease outbreak alert was registered.	●
		Crude Mortality Rate	1 death/10000/day	1	0	No death were reported during the week.	●
		Measles Vaccine Coverage Rate	100 per cent	95	100	1,125 children were vaccinated against measles. There are adequate vaccines, vaccine supplies and commodities available.	●
		Skilled Birth Attendance	100 per cent	100	0	No delivery was registered.	●
		Under Five Mortality Rate	2 deaths/10000/day	2	0	No death of under 5 years were reported during the week.	●
	Nutrition	Global Acute Malnutrition	< 10%	10	15	83 children (63 moderate and 20 severe) were found to be malnourished out of 544 children assessed for malnutrition. This is higher than the standard of less than 10%.	●
		Severe Acute Malnutrition Rate	< 2%	2	4	20 children were found to be severely malnourished out of 544 children screened. This is higher than the recommended standard of less than 2%.	●
	Protection	% Of Persons Individually Registered	100 per cent of the new arrivals should be registered in ProGres V4	100	26	Registration activities are gaining momentum despite the ongoing influx of arrivals.	●
	Shelter	Accommodation Space	3.5 SQM/person (Has holding capacity of 1,136 individuals)	1136	6,957	The transit centre is at 612% occupancy capacity.	●
	WASH	Bathing Facilities	One facility per 50 people	139	23	There's a gap of 116 bathing facilities.	●
		Health Promoters Per Refugees	One for 500	14	7	There's a gap of 7 hygiene promoters.	●
		Latrine Coverage	One latrine stance for 20 persons	348	95	There's a gap of 253 latrine stances.	●
		Water Coverage	Min of 15 litres/person/day	15	16	No gap	●





● Indicates that there's a gap ● Indicates that there's no gap



Sector	Indicator	Indicator Description / Standard	Target / Standard	Current status	What is being done - Comments	Status	
	Food	Food (Kilocalories/Person/Day)	2,100 kilo calories - The 2,100 kilocalories per person per day standard ensures basic energy and nutritional needs are met, typically provided through three balanced meals within the centres.	2100	2,100	New arrivals at this transit centre are receiving 3 hot meals a day.	●
	Health	% Of Arrivals Medically Screened	100 per cent	100	100	All individuals screened prior to registration. No outbreak alert detected.	●
		Crude Mortality Rate	1 death/10000/day	1	0	No death was registered.	●
		Measles Vaccine Coverage Rate	100 per cent	95	100	475 children were vaccinated against measles. There are adequate vaccines, vaccine supplies and commodities available.	●
		Skilled Birth Attendance	100 per cent	100	100	3 delivery were registered.	●
		Under Five Mortality Rate	2 deaths/10000/day	2	0	No child under 5 died during this reporting period.	●
	Nutrition	Global Acute Malnutrition	< 10%	10	2	4 (3 moderate & 1 severe) children were found to be malnourished from the 196 children screened.	●
		Severe Acute Malnutrition Rate	< 2%	2	1	1 child was found to be severely malnourished among the 196 children screened.	●
	Protection	% Of Persons Individually Registered	100 per cent of the new arrivals should be registered in ProGres V4	100	18	Registration activities are gradually gaining momentum despite the ongoing influx of arrivals.	●
	Shelter	Accommodation Space	3.5 SQM/person (Has holding capacity of 720 individuals)	720	2,623	The transit centre is at 364% occupancy capacity.	●
	WASH	Bathing Facilities	One facility per 50 people	52	25	There is a gap of 27 bathing facilities.	●
		Health Promoters Per Refugees	One for 500	5	2	There's a gap of 3 hygiene promoters.	●
		Latrine Coverage	One latrine stance for 20 persons	131	25	There is a gap of 106 latrine stances.	●
		Water Coverage	Min of 15 litres/person/day	15	44	No gap	●

● Indicates that there's a gap ● Indicates that there's no gap

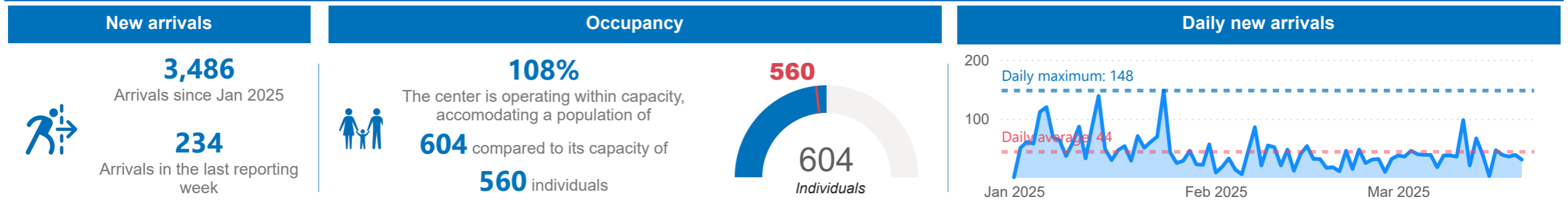








Sector	Indicator	Indicator Description / Standard	Target / Standard	Current status	What is being done - Comments	Status	
	Food	Food (Kilocalories/Person/Day)	2,100 kilo calories - The 2,100 kilocalories per person per day standard ensures basic energy and nutritional needs are met, typically provided through three balanced meals within the centres.	2100	2,100	New arrivals at this reception centre are receiving 3 hot meals a day.	●
	Protection	% Of Persons Individually Registered	100 per cent of the new arrivals should be registered in ProGres V4	100	52	Registration activities are progressing smoothly with minimal gaps.	●
	Shelter	Accommodation Space	3.5 SQM/person (Has holding capacity of 375 individuals)	375	690	The transit centre is at 184% occupancy capacity.	●
	WASH	Bathing Facilities	One facility per 50 people	14	33	No gap	●
		Health Promoters Per Refugees	One for 500	1	2	No gap	●
		Latrine Coverage	One latrine stance for 20 persons	35	26	There's a gap of 9 latrine stances.	●
		Water Coverage	Min of 15 litres/person/day	15	58	No gap	●



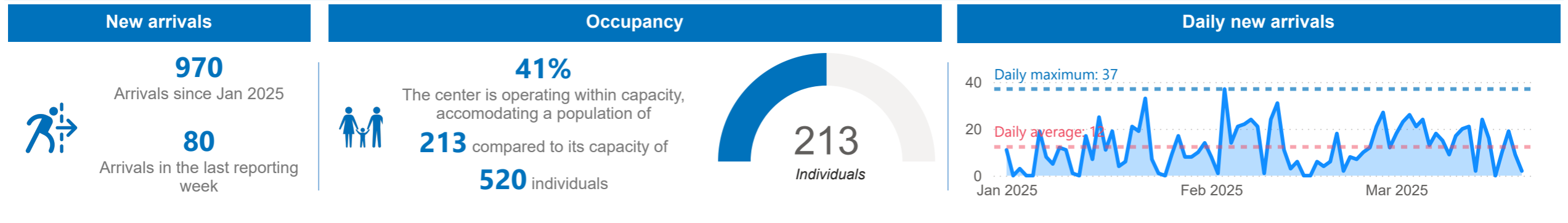
Health indicators are not included as the new arrivals are already screened at the Nyumanzi reception centre

● Indicates that there's a gap ● Indicates that there's no gap



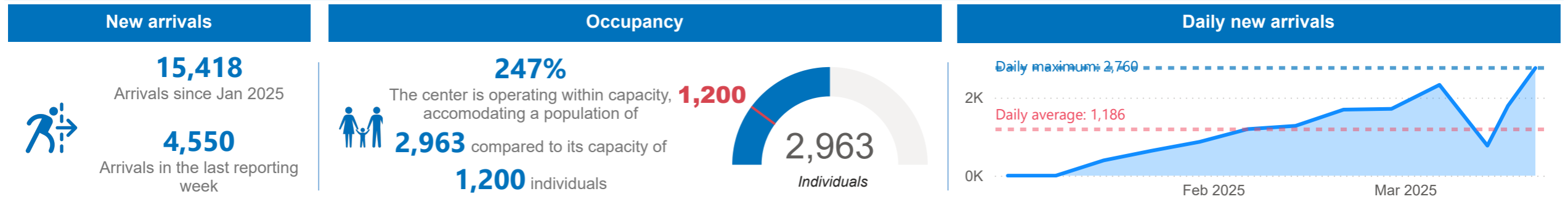
Sector	Indicator	Indicator Description / Standard	Target / Standard	Current status	What is being done - Comments	Status	
	Food	Food (Kilocalories/Person/Day)	2,100 kilo calories - The 2,100 kilocalories per person per day standard ensures basic energy and nutritional needs are met, typically provided through three balanced meals within the centres.	2100	2,100	New arrivals at this reception centre are receiving 3 hot meals a day.	●
	Health	% Of Arrivals Medically Screened	100 per cent	100	100	All individuals screened prior to registration. No outbreak detected.	●
		Crude Mortality Rate	1 death/10000/day	1	0	No death was reported during the week.	●
		Measles Vaccine Coverage Rate	100 per cent	95	100	104 children were vaccinated against measles. There are adequate vaccines, vaccine supplies and commodities available.	●
		Skilled Birth Attendance	100 per cent	100	0	No delivery was registered.	●
		Under Five Mortality Rate	2 deaths/10000/day	2	0	No death was reported during the week.	●
	Nutrition	Global Acute Malnutrition	< 10%	10	7	3 children were identified malnourished (3 moderate and 0 severe) out of the 41 children screened for malnutrition.	●
		Severe Acute Malnutrition Rate	< 2%	2	0	No child was found to be severely malnourished out of the 41 children screened for malnutrition.	●
	Protection	% Of Persons Individually Registered	100 per cent of the new arrivals should be registered in ProGres V4	100	85	Registration activities are gradually gaining momentum and progressing smoothly.	●
	Shelter	Accommodation Space	3.5 SQM/person (Has holding capacity of 560 individuals)	560	604	The transit centre is at 108% occupancy capacity.	●
	WASH	Bathing Facilities	One facility per 50 people	12	112	No gap	●
		Health Promoters Per Refugees	One for 500	1	4	No gap	●
		Latrine Coverage	One latrine stance for 20 persons	30	89	No gap	●
		Water Coverage	Min of 15 litres/person/day	15.4	182	No gap	●

● Indicates that there's a gap ● Indicates that there's no gap



Sector	Indicator	Indicator Description / Standard	Target / Standard	Current status	What is being done - Comments	Status	
	Food	Food (Kilocalories/Person/Day)	2,100 kilo calories - The 2,100 kilocalories per person per day standard ensures basic energy and nutritional needs are met, typically provided through three balanced meals within the centres.	2100	2,100	New arrivals at this reception centre are receiving 3 hot meals a day.	●
	Health	% Of Arrivals Medically Screened	100 per cent	100	100	All individuals screened prior to registration. No outbreak detected.	●
		Crude Mortality Rate	1 death/10000/day	1	0	No death was reported during the week.	●
		Measles Vaccine Coverage Rate	100 per cent	95	100	15 children were vaccinated against measles. There are adequate vaccines, vaccine supplies and commodities available.	●
		Skilled Birth Attendance	100 per cent	100	0	No delivery was conducted during the week.	●
		Under Five Mortality Rate	2 deaths/10000/day	2	0	No death was reported during the week.	●
	Nutrition	Global Acute Malnutrition	< 10%	10	0	No child was found to be malnourished from the 19 children screened	●
		Severe Acute Malnutrition Rate	< 2%	2	0	No child was found to be severely malnourished among the 19 children screened.	●
	Protection	% Of Persons Individually Registered	100 per cent of the new arrivals should be registered in ProGres V4	100	44	Registration activities are gradually gaining momentum and progressing smoothly.	●
	Shelter	Accommodation Space	3.5 SQM/person (Has holding capacity of 520 individuals)	520	213	The transit centre is within capacity.	●
	WASH	Bathing Facilities	One facility per 50 people	4	25	No gap	●
		Health Promoters Per Refugees	One for 500	1	4	No gap	●
		Latrine Coverage	One latrine stance for 20 persons	11	25	No gap	●
		Water Coverage	Min of 15 litres/person/day	15	127	No gap	●

● Indicates that there's a gap ● Indicates that there's no gap

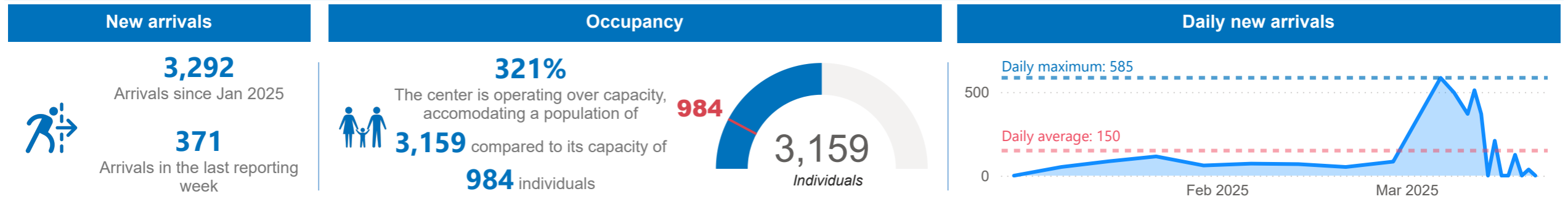






Sector	Indicator	Indicator Description / Standard	Target / Standard	Current status	What is being done - Comments	Status
	Food (Kilocalories/Person/Day)	2,100 kilo calories - The 2,100 kilocalories per person per day standard ensures basic energy and nutritional needs are met, typically provided through three balanced meals within the centres.	2100	2,100	New arrivals at this reception centre are receiving 3 hot meals a day.	●
	% Of Persons Individually Registered	100 per cent of the new arrivals should be registered in ProGres V4	100	100	Arrivals relocated to Kabazana have already been registered.	●
	Accommodation Space	3.5 SQM/person (Has holding capacity of 1,200 individuals)	1200	2,963	The transit centre is at 247% occupancy capacity.	●
	Bathing Facilities	One facility per 50 people	59	62	No gap	●
	Health Promoters Per Refugees	One for 500	6	201	No gap	●
	Latrine Coverage	One latrine stance for 20 persons	148	36	There's a gap of 112 latrine stances.	●
	Water Coverage	Min of 15 litres/person/day	15	64	No gap	●



Health indicators are not included as the new arrivals are already screened at the Nyakabande transit centre

● Indicates that there's a gap ● Indicates that there's no gap

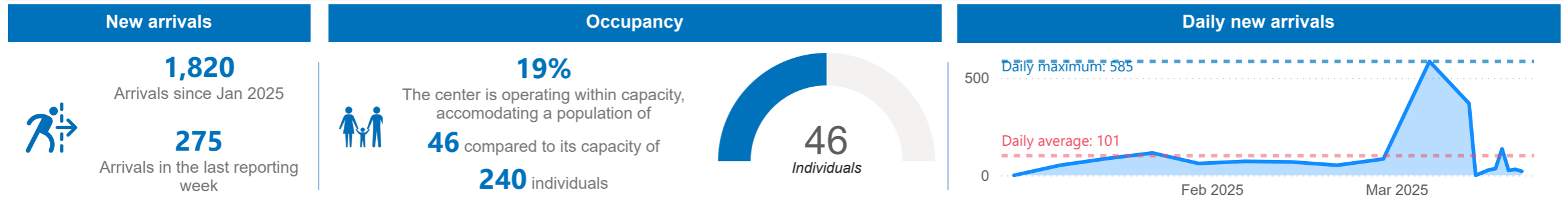








Sector	Indicator	Indicator Description / Standard	Target / Standard	Current status	What is being done - Comments	Status	
	Food	Food (Kilocalories/Person/Day)	2,100 kilo calories - The 2,100 kilocalories per person per day standard ensures basic energy and nutritional needs are met, typically provided through three balanced meals within the centres.	2100	2,100	New arrivals at this reception centre are receiving 3 hot meals a day.	●
	Protection	% Of Persons Individually Registered	100 per cent of the new arrivals should be registered in ProGres V4	100	10	Registration activities are progressing well despite the influx.	●
	Shelter	Accommodation Space	3.5 SQM/person (Has holding capacity of 1,200 individuals)	984	3,159	The transit centre is at 321% occupancy capacity.	●
	WASH	Bathing Facilities	One facility per 50 people	63	29	There's a gap of 34 bathing facilities.	●
		Health Promoters Per Refugees	One for 500	6	4	There's a gap of 2 hygiene promoters.	●
		Latrine Coverage	One latrine stance for 20 persons	158	54	There's a gap of 104 latrine stances.	●
		Water Coverage	Min of 15 litres/person/day	15	13	There's a gap of 7,385 litres of water.	●



Health indicators are not included as the new arrivals are already screened at the Sebagoro transit centre

● Indicates that there's a gap ● Indicates that there's no gap



Sector	Indicator	Indicator Description / Standard	Target / Standard	Current status	What is being done - Comments	Status	
	Food	Food (Kilocalories/Person/Day)	2,100 kilo calories - The 2,100 kilocalories per person per day standard ensures basic energy and nutritional needs are met, typically provided through three balanced meals within the centres.	2100	2,100	New arrivals at this reception centre are receiving 3 hot meals a day.	●
	Health	% Of Arrivals Medically Screened	100 per cent	100	100	All individuals screened prior to registration with no disease outbreak alert detected.	●
		Crude Mortality Rate	1 death/10000/day	1	0	No death was reported during the week.	●
		Measles Vaccine Coverage Rate	100 per cent	95	100	93 children were vaccinated against measles. There are adequate vaccines, vaccine supplies and commodities available.	●
		Skilled Birth Attendance	100 per cent	100	0	No delivery was registered.	●
		Under Five Mortality Rate	2 deaths/10000/day	2	0	No death was reported during the week.	●
	Nutrition	Global Acute Malnutrition	< 10%	10	0	No child was found to be malnourished out of the 29 children screened.	●
		Severe Acute Malnutrition Rate	< 2%	2	0	No child was found to be severely malnourished of out the 29 children screened.	●
	Protection	% Of Persons Individually Registered	100 per cent of the new arrivals should be registered in ProGres V4	100	0	Arrivals are relocated to Kagoma reception centre where they are registered.	●
	Shelter	Accommodation Space	3.5 SQM/person (Has holding capacity of 1,200 individuals)	240	46	The transit centre is within capacity.	●
	WASH	Bathing Facilities	One facility per 50 people	1	10	No gap	●
		Health Promoters Per Refugees	One for 500	1	1	No gap	●
		Latrine Coverage	One latrine stance for 20 persons	2	7	No gap	●
		Water Coverage	Min of 15 litres/person/day	15	174	No gap	●

● Indicates that there's a gap ● Indicates that there's no gap