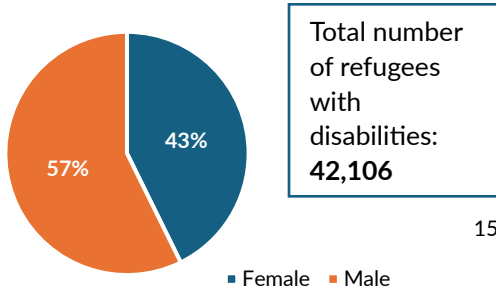
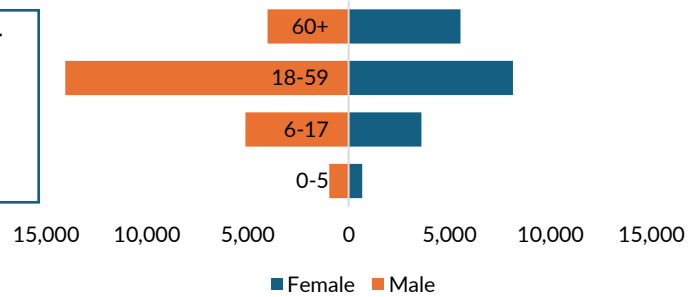


## Profile of Refugees with disabilities registered with UNHCR in Jordan, Q1 2025

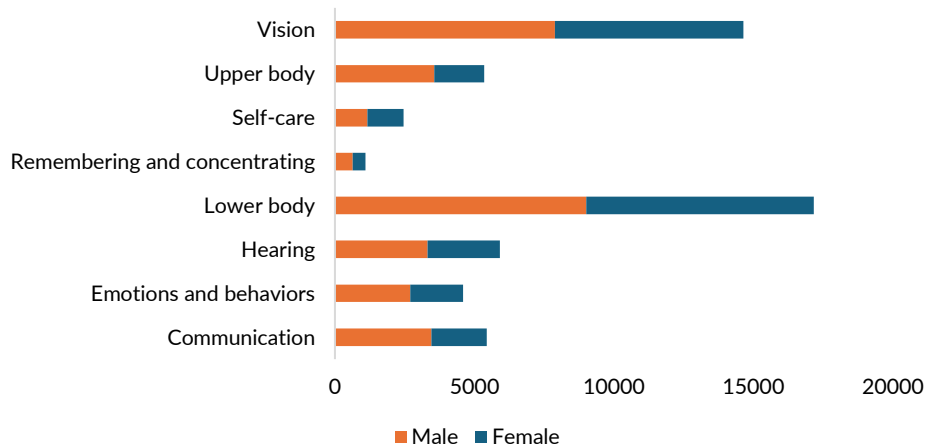
Refugees with disabilities by gender



Refugees by Age and Gender



Refugees with disabilities by type of disability



Governorate	Refugees with disabilities
<b>North region</b>	
Ajloun	389
Irbid	10,604
Jerash	664
Mafraq	8,574
<b>Total</b>	<b>20,231</b>
<b>Central region</b>	
Amman	13,991
Balqa	1,051
Madaba	780
Zarqa	4,904
<b>Total</b>	<b>20,726</b>
<b>South Region</b>	
Aqaba	224
Karak	387
Ma'an	58
Tafilah	473
<b>Total</b>	<b>1,142</b>

<b>Camps</b>	
Azraq	1,921
EJC	327
Zaatari	3,053
<b>Total</b>	<b>5,301</b>