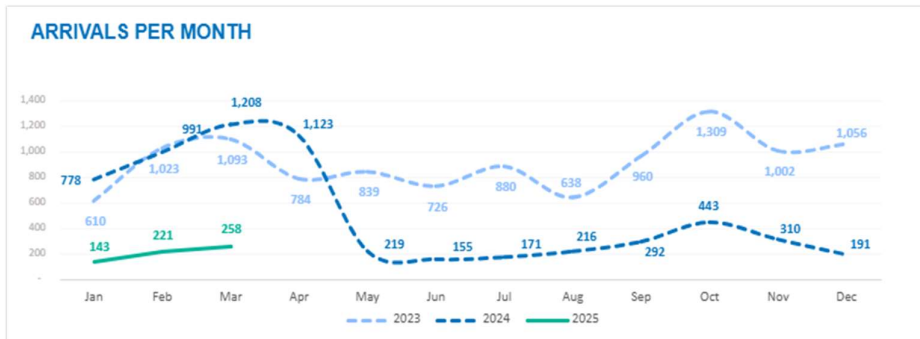
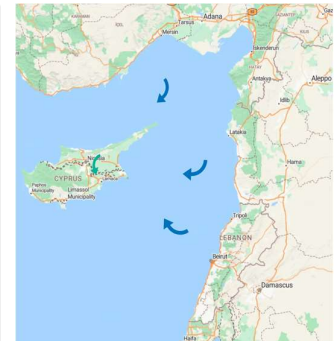


March 2025

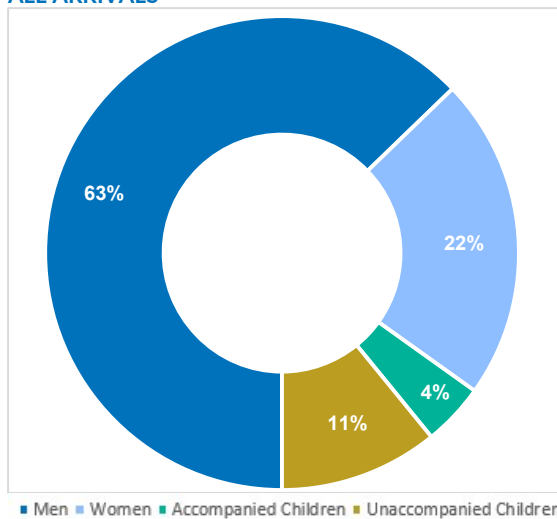


Monthly arrivals trends: 2023, 2024 and 2025 (persons)



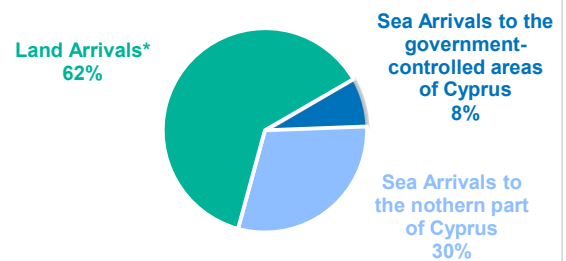
Cyprus' geographical context

Age-Gender Breakdown ALL ARRIVALS



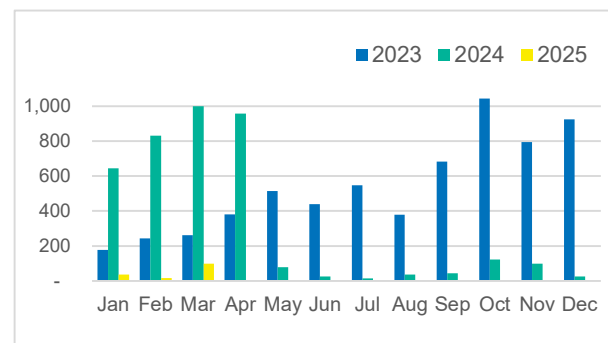
■ Men ■ Women ■ Accompanied Children ■ Unaccompanied Children

SEA & LAND ARRIVALS

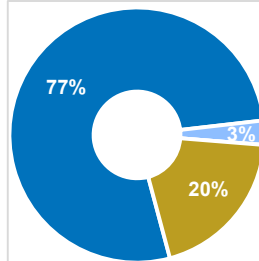


*Land arrivals include individuals who arrived in the northern part of Cyprus by air and crossed the Green Line into the government-controlled areas of Cyprus.

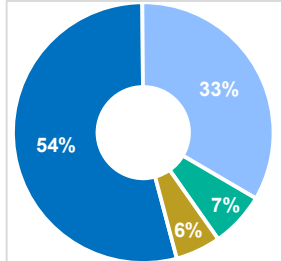
SEA ARRIVALS BY MONTH / YEAR



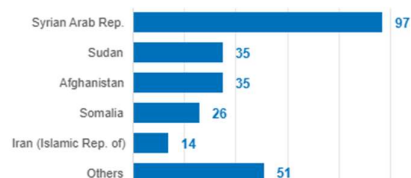
SEA ARRIVALS



LAND ARRIVALS



TOP 5 COUNTRIES OF ORIGIN OF NEW ARRIVALS



Note: For an overview of asylum applications and decisions, please see our monthly **Country Fact Sheet**.

Key Figures and Comparisons

Total arrivals this month: **258** persons

Compared with **1,208** in March 2024.

Total number of boat arrivals this month: **1**

compared with **13 boats** in March 2024.

Total arrivals year to date: **622** persons

-79% compared with **2,977** in February 2024.