

ITALY Sea arrivals dashboard

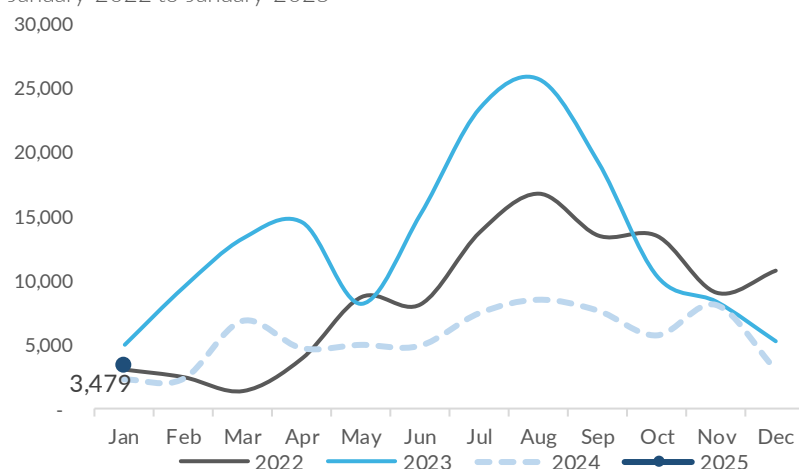
Overview

In January 2025, 3,479 refugees and migrants arrived in Italy by sea, compared to 2,258 in the same period last year, an increase of 54 per cent. Most of the people who arrived in January disembarked in Sicily (88%, 3,046), followed by Sardinia (126), Marche (111), Puglia (101), Calabria (52) and Liguria (43).

3,479 Jan 2025¹
2,258 Jan 2024¹

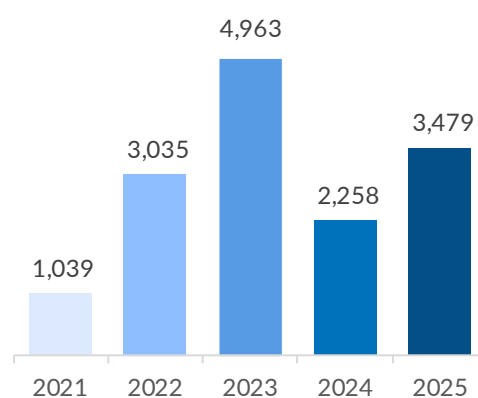
Monthly sea arrivals

January 2022 to January 2025



Yearly sea arrivals

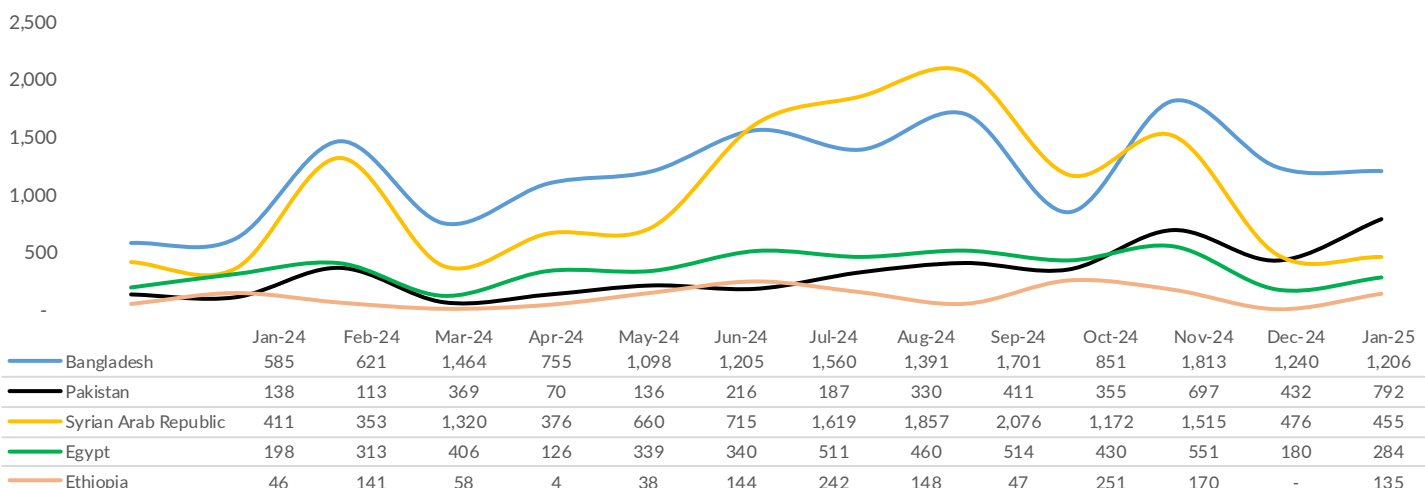
January 2021-2025



Nationality of arrivals

In January, Bangladeshis accounted for 35 per cent of all arrivals by sea (compared to 40% in December 2024), followed by Pakistanis (23%, compared to 14% in December 2024) and Syrians (13%, compared to 15% in December 2024). Among other nationalities of significant numbers arriving by sea were Egyptians (8%), Ethiopians (4%), Eritreans (3%), Algerians and Moroccans (2% each). In January, the main nationalities of those departing from Libya were Bangladeshis (36%, 50% in December 2024), Pakistanis (24%, 17% in December) and Syrians (14%, 19% in December). Almost all those departing from Tunisia were Tunisians (94%, 22% in December), followed by Algerians (6%, less than 1% in December). Almost all those departing from Algeria were Algerians (99%, 100% in December), followed by Tunisians (1%, none in December).

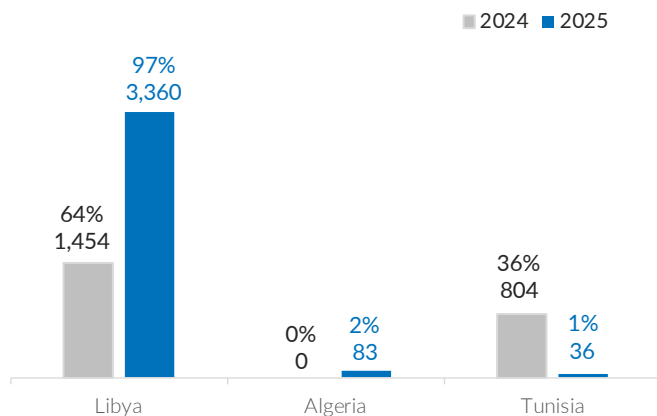
Most common nationalities of people arriving by sea - January 2024 to January 2025



Country of embarkation

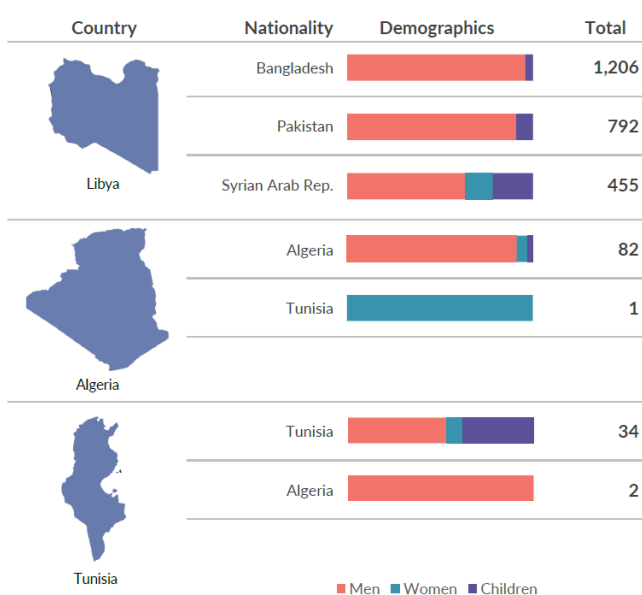
In January, 97 per cent of the people reaching Italy via sea departed from Libya (3,360 people in 73 landings), followed by 2 per cent from Algeria (83 people in 8 landings) and 1 per cent from Tunisia (36 people in 4 landings).

January 2024 and 2025



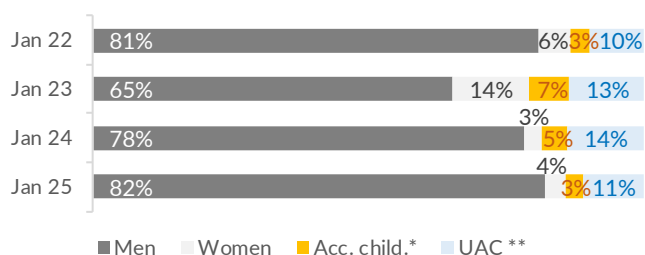
Figures may not add up to 100 per cent due to rounding.

Top 3 nationalities by country of embarkation, January 2025



Demographics of arrivals

January 2022 - 2025



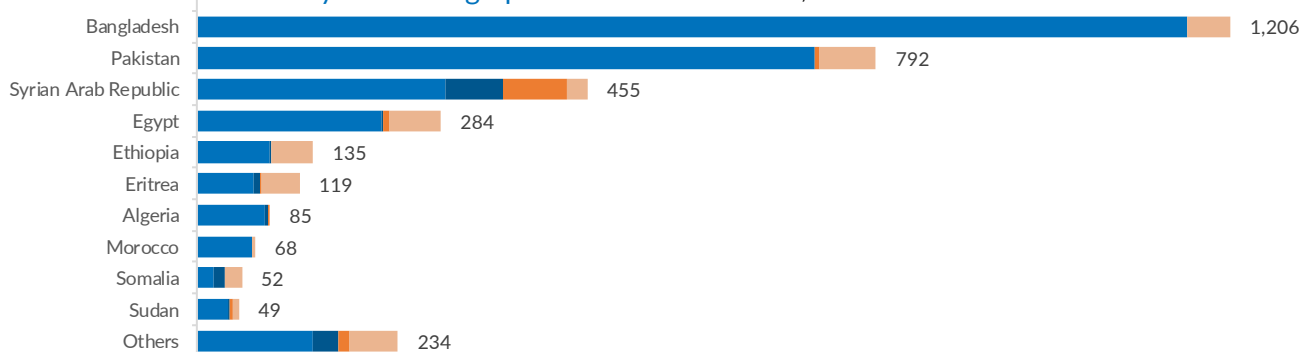
Figures may not add up to 100 per cent due to rounding.

In January, most people arriving by sea were adult males (82%), followed by unaccompanied children (UAC, 11%), adult females (4%) and accompanied children (3%).

In January, 131 adult females reached Italian shores, mainly originating from the Syrian Arab Republic (68), Somalia (13), Cameroon, Eritrea and the State of Palestine (7 each).

In the same month, 377 UAC arrived in Italy by sea. The main nationalities were Pakistani (65), Egyptian (59), Bangladeshi (49), Ethiopian (48) and Eritrean (44).

Nationality and demographics of arrivals – January 2025



	Others	Sudan	Somalia	Morocco	Algeria	Eritrea	Ethiopia	Egypt	Syrian Arab Republic	Pakistan	Bangladesh	Total
Men	135	35	19	63	78	66	84	215	289	721	1,157	2,862
Women	30	3	13	-	5	7	3	2	68	-	-	131
Acc. child.*	13	3	-	-	2	2	-	8	75	6	-	109
UAC**	56	8	20	5	-	44	48	59	23	65	49	377
Total	234	49	52	68	85	119	135	284	455	792	1,206	3,479