UNHCR
The UN Refugee Agency

SUDAN

South Sudanese Refugees in Sudan

as of 31 March 2025

South Sudanese Refugees and Asylum-seekers[1]

617,698 Individuals

187,181 Households

3 Average Family Size

Registration Status

430,333 Individual registration

99,292 Household registration

88,073 Un-registered

70% Individual registration

16% Household registration

14% Un-registered

Population Distribution

66% of population live in camps

34% of population live out of camps

Persons with Disabilities

11,780

3% of registered population are persons with disabilities

Unaccompanied and Separated Children

10,246

Monthly Arrival Trends (2016-2025)

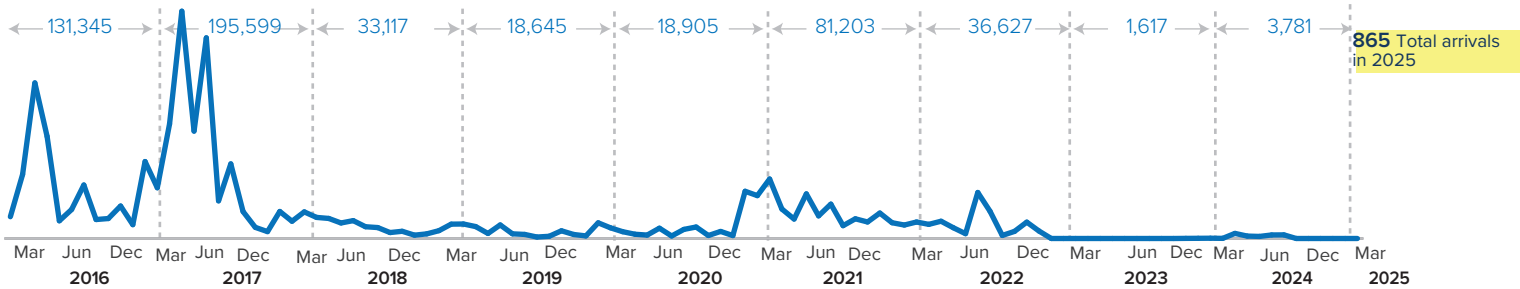

[1] *Total number of refugees is the sum of UNHCR/ Commissioner of Refugees (CoR) registered population and Immigration and Passport Police (IPP) registered & unregistered refugees. Government sources estimate a total of 1.3 million South Sudanese refugees in Sudan; however, these data require verification.*

Age-gender Breakdown[2]

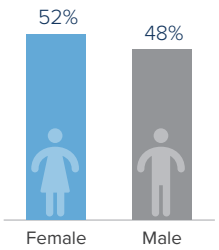

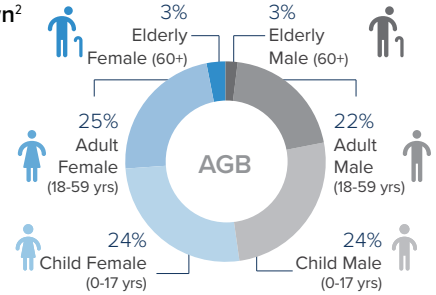

Reproductive- age Women/Girls[2]

56% Females in reproductive-age (13-49 yrs)

Household Distribution[2]

57%

57% Women headed-household

0.30% Children headed-household

School-age Children[2]

42%

30% Primary school age children (6-13 yrs)

12% Secondary school age children (14-17 yrs)

[2] Population distribution statistics are based on registered individuals only

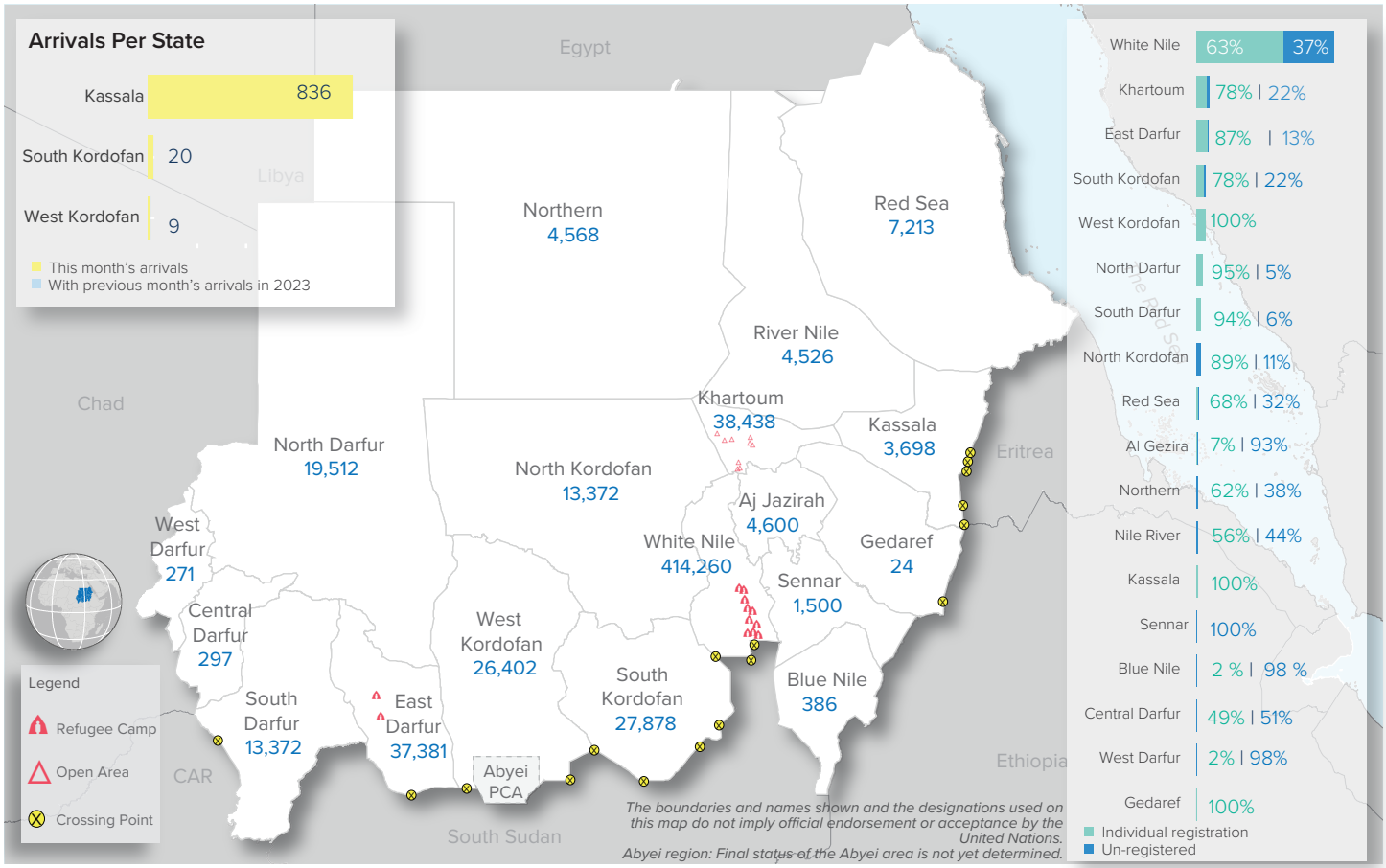

This document and further information are available on UNHCR Sudan data-portal, please click on the link https://data2.unhcr.org/en/country/sdn, or scan the QR code.
For Feedback Contact: UNHCR - Sudan, Information Management Unit, SUDKHIM@unhcr.org