





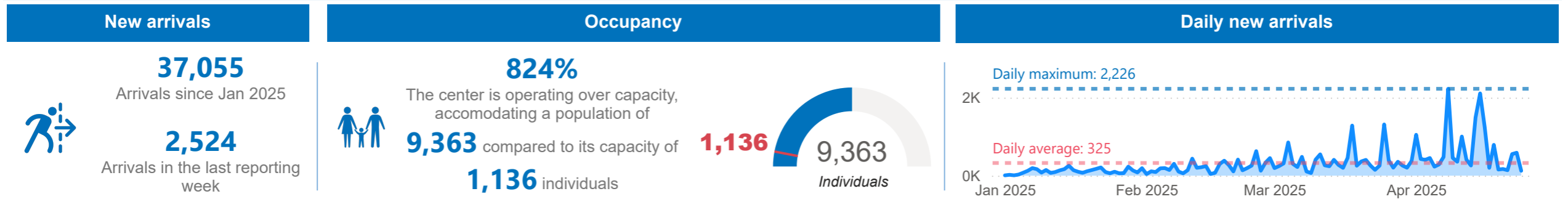








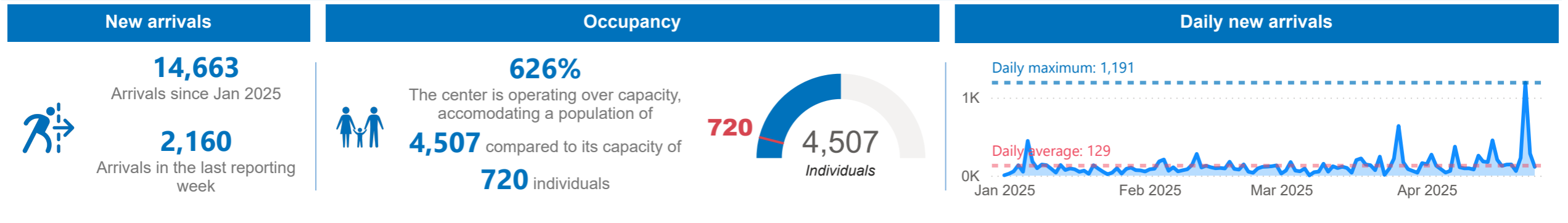
Sector	Indicator	Indicator Description / Standard	Target / Standard	Current status	What is being done - Comments	Status	
	Food	Food (Kilocalories/Person/Day)	2,100 kilo calories - The 2,100 kilocalories per person per day standard ensures basic energy and nutritional needs are met, typically provided through three balanced meals within the centres.	2100	2,100	New arrivals at this reception centre are receiving 3 hot meals a day.	●
	Health	% Of Arrivals Medically Screened	100 per cent	100	100	All individuals screened prior to registration. No outbreak detected.	●
		Crude Mortality Rate	1 death/10000/day	1	0	No death was reported during the week.	●
		Measles Vaccine Coverage Rate	100 per cent	95	100	265 children were vaccinated against measles. There are adequate vaccines, vaccine supplies and commodities available.	●
		Skilled Birth Attendance	100 per cent	100	0	No delivery was registered.	●
		Under Five Mortality Rate	2 deaths/10000/day	2	0	No death was reported during the week.	●
	Nutrition	Global Acute Malnutrition	< 10%	10	10	8(6 moderate & 2 severe) children were malnourished out of the 77 children screened for malnutrition.	●
		Severe Acute Malnutrition Rate	< 2%	2	3	2 children found to be severely malnourished out of the 77 children screened.	●
	Protection	% Of Persons Individually Registered	100 per cent of the new arrivals should be registered in ProGres V4	100	0	Registration was put on hold at Nyumanzi because of insufficient staffing capacity so the registration is done at Kiryandongo and Palorinya RC.	●
	Shelter	Accommodation Space	3.5 SQM/person (Has holding capacity of 823 individuals)	823	1,504	The transit centre is at 183% operating capacity.	●
	WASH	Bathing Facilities	One facility per 50 people	30	64	No gap	●
		Health Promoters Per Refugees	One for 500	3	6	No gap	●
		Latrine Coverage	One latrine stance for 20 persons	75	73	There's a gap of 2 latrine stances.	●
		Water Coverage	Min of 15 litres/person/day	15	24	No gap	●

● Indicates that there's a gap
 ● Indicates that there's no gap



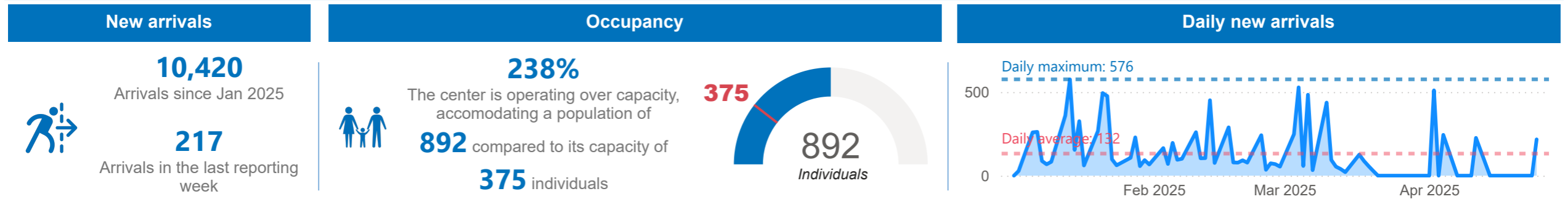
Sector	Indicator	Indicator Description / Standard	Target / Standard	Current status	What is being done - Comments	Status	
	Food	Food (Kilocalories/Person/Day)	2,100 kilo calories - The 2,100 kilocalories per person per day standard ensures basic energy and nutritional needs are met, typically provided through three balanced meals within the centres.	2100	2,100	New arrivals at this transit centre are receiving 3 hot meals a day.	●
	Health	% Of Arrivals Medically Screened	100 per cent	100	100	All individuals screened prior to registration. No disease outbreak was reported.	●
		Crude Mortality Rate	1 death/10000/day	0.75	0.15	One death of an adult was reported. This is within the recommened threshold of <0.75 deaths/10,000 per day.	●
		Measles Vaccine Coverage Rate	100 per cent	95	100	1,027 children were vaccinated against measles. There are adequate vaccines, vaccine supplies and commodities available.	●
		Skilled Birth Attendance	100 per cent	100	100	2 emergency deliveries were conducted with the help of skilled health workers.	●
		Under Five Mortality Rate	2 deaths/10000/day	1.5	0.46	No death was reported among children under 5 years during the week.	●
	Nutrition	Global Acute Malnutrition	< 10%	10	8	26 children (20 moderate and 6 severe) were found to be malnourished out of 316 children assessed for malnutrition. This is higher than the recommended standard of less than 10%.	●
		Severe Acute Malnutrition Rate	< 2%	2	2	6 children were found to be severely malnourished out of 316 children screened. This has reached the threshold of 2%.	●
	Protection	% Of Persons Individually Registered	100 per cent of the new arrivals should be registered in ProGres V4	100	25	Registration activities are gaining momentum despite the ongoing influx of arrivals.	●
	Shelter	Accommodation Space	3.5 SQM/person (Has holding capacity of 1,136 individuals)	1136	9,363	The transit centre is at 824% occupancy capacity.	●
	WASH	Bathing Facilities	One facility per 50 people	187	23	There's a gap of 164 bathing facilities.	●
		Health Promoters Per Refugees	One for 500	19	7	There's a gap of 12 hygiene promoters.	●
		Latrine Coverage	One latrine stance for 20 persons	468	95	There's a gap of 373 latrine stances.	●
		Water Coverage	Min of 15 litres/person/day	15	12	There's a gap of 30,445 litres of water.	●







● Indicates that there's a gap ● Indicates that there's no gap



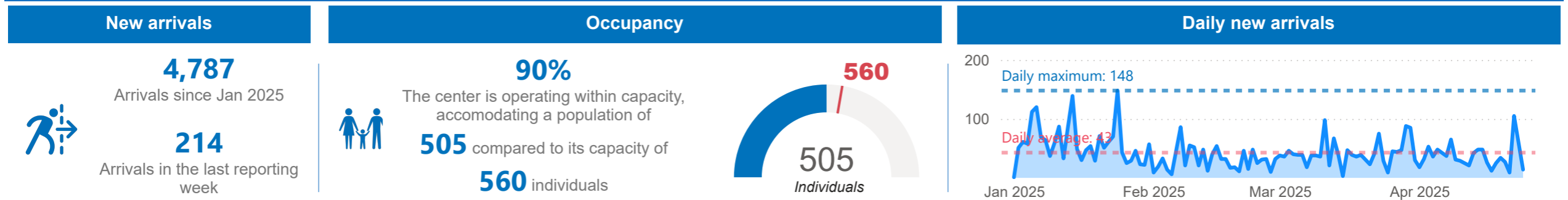
Sector	Indicator	Indicator Description / Standard	Target / Standard	Current status	What is being done - Comments	Status
Food	Food (Kilocalories/Person/Day)	2,100 kilo calories - The 2,100 kilocalories per person per day standard ensures basic energy and nutritional needs are met, typically provided through three balanced meals within the centres.	2100	2,100	New arrivals at this transit centre are receiving 3 hot meals a day.	●
Health	% Of Arrivals Medically Screened	100 per cent	100	100	All individuals screened prior to registration. Measles outbreak was detected and is being responded to. 27 cases have so far been detected and treated.	●
	Crude Mortality Rate	1 death/10000/day	0.75	0	No death was reported during the week.	●
	Measles Vaccine Coverage Rate	100 per cent	95	100	641 children were vaccinated against measles. There are adequate vaccines, vaccine supplies and commodities available.	●
	Skilled Birth Attendance	100 per cent	100	100	4 delivery were registered with assistance of skilled health workers	●
	Under Five Mortality Rate	2 deaths/10000/day	1.5	0	No death of children under 5 years was reported during the week.	●
Nutrition	Global Acute Malnutrition	< 10%	10	10	30 (25 moderate & 5 severe) children were found to be malnourished from the 314 children screened.	●
	Severe Acute Malnutrition Rate	< 2%	2	2	5 children were found to be severely malnourished among the 314 children screened.	●
Protection	% Of Persons Individually Registered	100 per cent of the new arrivals should be registered in ProGres V4	100	26	Registration activities are gradually gaining momentum despite the ongoing influx of arrivals.	●
Shelter	Accomodation Space	3.5 SQM/person (Has holding capacity of 720 individuals)	720	4,507	The transit centre is at 626% occupancy capacity.	●
WASH	Bathing Facilities	One facility per 50 people	90	25	There is a gap of 65 bathing facilities.	●
	Health Promoters Per Refugees	One for 500	5	2	There's a gap of 3 hygiene promoters.	●
	Latrine Coverage	One latrine stance for 20 persons	225	25	There is a gap of 200 latrine stances.	●
	Water Coverage	Min of 15 litres/person/day	15	9	There's a gap of 11,424 litres of water.	●







● Indicates that there's a gap ● Indicates that there's no gap



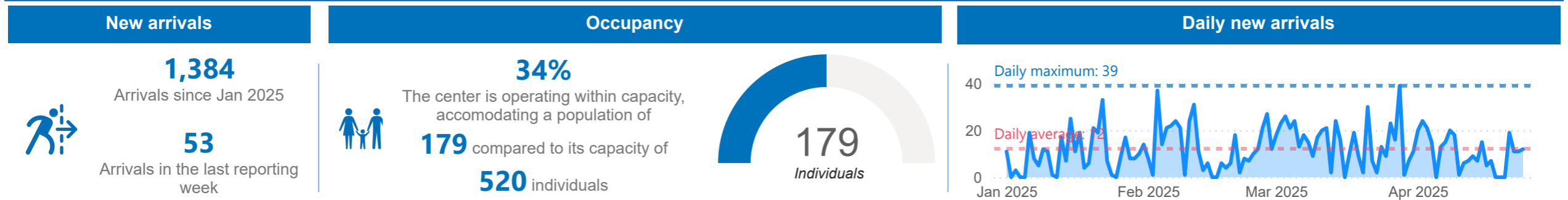
Sector	Indicator	Indicator Description / Standard	Target / Standard	Current Status	What is being done - Comments	Status		
	Food	Food (Kilocalories/Person/Day)	2,100 kilo calories - The 2,100 kilocalories per person per day standard ensures basic energy and nutritional needs are met, typically provided through three balanced meals within the centres.	2100	2100	New arrivals at this reception centre are receiving 3 hot meals a day.	●	
		Health	% Of Arrivals Medically Screened	100 per cent	100	NA	The new arrivals are already screened at the Nyumanzi reception centre transit centre hence highlighting them as NA (Not Applicable)	●
			Crude Mortality Rate	1 death/10000/day	1	NA	The new arrivals are already screened at the Nyumanzi reception centre transit centre hence highlighting them as NA (Not Applicable)	●
			Measles Vaccine Coverage Rate	100 per cent	95	NA	The new arrivals are already screened at the Nyumanzi reception centre transit centre hence highlighting them as NA (Not Applicable)	●
			Skilled Birth Attendance	100 per cent	100	NA	The new arrivals are already screened at the Nyumanzi reception centre transit centre hence highlighting them as NA (Not Applicable)	●
		Under Five Mortality Rate	2 deaths/10000/day	2	NA	The new arrivals are already screened at the Nyumanzi reception centre transit centre hence highlighting them as NA (Not Applicable)	●	
	Nutrition	Global Acute Malnutrition	< 10%	10	NA	The new arrivals are already screened at the Nyumanzi reception centre transit centre hence highlighting them as NA (Not Applicable)	●	
		Severe Acute Malnutrition Rate	< 2%	2	NA	The new arrivals are already screened at the Nyumanzi reception centre transit centre hence highlighting them as NA (Not Applicable)	●	
	Protection	% Of Persons Individually Registered	100 per cent of the new arrivals should be registered in ProGres V4	100	55	Registration activities are progressing smoothly with minimal gaps.	●	
	Shelter	Accommodation Space	3.5 SQM/person (Has holding capacity of 375 individuals)	375	892	The transit centre is at 238% occupancy capacity.	●	
	WASH	Bathing Facilities	One facility per 50 people	18	33	No gap	●	
		Health Promoters Per Refugees	One for 500	2	2	No gap	●	
		Latrine Coverage	One latrine stance for 20 persons	45	26	There's a gap of 19 latrine stances.	●	
		Water Coverage	Min of 15 litres/person/day	15	45	No gap	●	







● Indicates that there's a gap ● Indicates that there's no gap



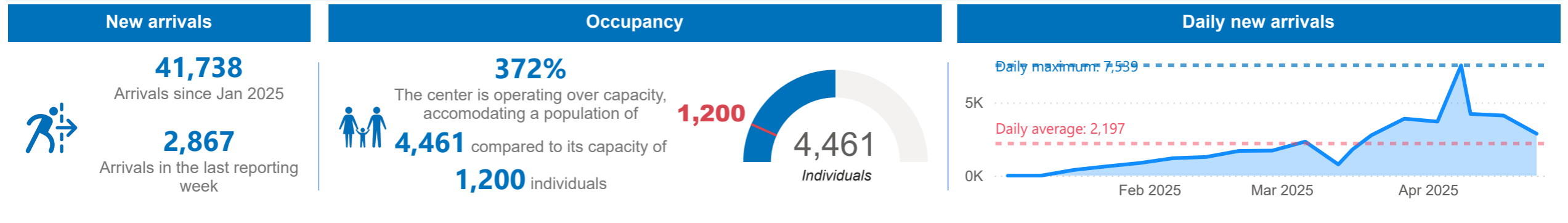
Sector	Indicator	Indicator Description / Standard	Target / Standard	Current status	What is being done - Comments	Status	
	Food	Food (Kilocalories/Person/Day)	2,100 kilo calories - The 2,100 kilocalories per person per day standard ensures basic energy and nutritional needs are met, typically provided through three balanced meals within the centres.	2100	2,100	New arrivals at this reception centre are receiving 3 hot meals a day.	●
	Health	% Of Arrivals Medically Screened	100 per cent	100	100	All individuals screened prior to registration. No outbreak detected.	●
		Crude Mortality Rate	1 death/10000/day	1	0	No death was reported during the week.	●
		Measles Vaccine Coverage Rate	100 per cent	95	100	114 children were vaccinated against measles. There are adequate vaccines, vaccine supplies and commodities available.	●
		Skilled Birth Attendance	100 per cent	100	0	No delivery was registered.	●
		Under Five Mortality Rate	2 deaths/10000/day	2	0	No death was reported during the week.	●
	Nutrition	Global Acute Malnutrition	< 10%	10	3	2 children were identified malnourished (1 moderate and 1 severe) out of the 67 children screened for malnutrition. GAM rate is within the recommended <10%	●
		Severe Acute Malnutrition Rate	< 2%	2	1	1 child was found to be severely malnourished out of the 67 children screened for malnutrition.	●
	Protection	% Of Persons Individually Registered	100 per cent of the new arrivals should be registered in ProGres V4	100	95	There was no registration last week but it will resume in the current week.	●
	Shelter	Accommodation Space	3.5 SQM/person (Has holding capacity of 560 individuals)	560	505	The transit centre is within capacity.	●
	WASH	Bathing Facilities	One facility per 50 people	10	112	No gap	●
		Health Promoters Per Refugees	One for 500	1	4	No gap	●
		Latrine Coverage	One latrine stance for 20 persons	25	89	No gap	●
		Water Coverage	Min of 15 litres/person/day	15.4	218	No gap	●







● Indicates that there's a gap ● Indicates that there's no gap



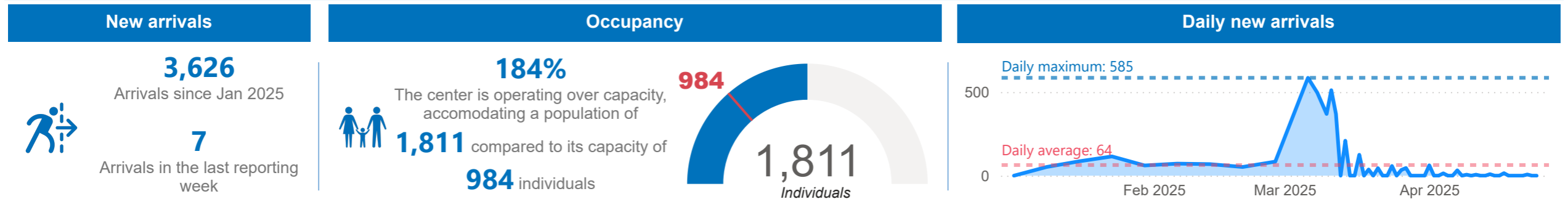
Sector	Indicator	Indicator Description / Standard	Target / Standard	Current status	What is being done - Comments	Status	
	Food	Food (Kilocalories/Person/Day)	2,100 kilo calories - The 2,100 kilocalories per person per day standard ensures basic energy and nutritional needs are met, typically provided through three balanced meals within the centres.	2100	2,100	New arrivals at this reception centre are receiving 3 hot meals a day.	●
	Health	% Of Arrivals Medically Screened	100 per cent	100	100	All individuals screened prior to registration. No outbreak detected.	●
		Crude Mortality Rate	1 death/10000/day	1	0	No death was reported during the week.	●
		Measles Vaccine Coverage Rate	100 per cent	95	100	26 children were vaccinated against measles. There are adequate vaccines, vaccine supplies and commodities available.	●
		Skilled Birth Attendance	100 per cent	100	0	No delivery was conducted during the week.	●
		Under Five Mortality Rate	2 deaths/10000/day	2	0	No death was reported during the week.	●
	Nutrition	Global Acute Malnutrition	< 10%	10	0	No child was found to be malnourished from the 9 children screened.	●
		Severe Acute Malnutrition Rate	< 2%	2	0	No child was found to be severely malnourished among the 9 children screened.	●
	Protection	% Of Persons Individually Registered	100 per cent of the new arrivals should be registered in ProGres V4	100	33	Registration activities resumed and are slowly picking momentum.	●
	Shelter	Accomodation Space	3.5 SQM/person (Has holding capacity of 520 individuals)	520	179	The transit centre is within capacity.	●
	WASH	Bathing Facilities	One facility per 50 people	4	25	No gap	●
		Health Promoters Per Refugees	One for 500	1	4	No gap	●
		Latrine Coverage	One latrine stance for 20 persons	9	25	No gap	●
		Water Coverage	Min of 15 litres/person/day	15	151	No gap	●







● Indicates that there's a gap ● Indicates that there's no gap



Sector	Indicator	Indicator Description / Standard	Target / Standard	Current Status	What is being done - Comments	Status	
	Food	Food (Kilocalories/Person/Day)	2,100 kilo calories - The 2,100 kilocalories per person per day standard ensures basic energy and nutritional needs are met, typically provided through three balanced meals within the centres.	2100	2100	New arrivals at this reception centre are receiving 3 hot meals a day.	●
	Health	% Of Arrivals Medically Screened	100 per cent	100	NA	The new arrivals are already screened at the Nyakabande transit centre hence no numbers highlighting them as NA (Not Applicable)	
		Crude Mortality Rate	1 death/10000/day	1	NA	The new arrivals are already screened at the Nyakabande transit centre hence no numbers highlighting them as NA (Not Applicable)	
		Measles Vaccine Coverage Rate	100 per cent	95	NA	The new arrivals are already screened at the Nyakabande transit centre hence no numbers highlighting them as NA (Not Applicable)	
		Skilled Birth Attendance	100 per cent	100	NA	The new arrivals are already screened at the Nyakabande transit centre hence no numbers highlighting them as NA (Not Applicable)	
		Under Five Mortality Rate	2 deaths/10000/day	2	NA	The new arrivals are already screened at the Nyakabande transit centre hence no numbers highlighting them as NA (Not Applicable)	
	Nutrition	Global Acute Malnutrition	< 10%	10	NA	The new arrivals are already screened at the Nyakabande transit centre hence no numbers highlighting them as NA (Not Applicable)	
		Severe Acute Malnutrition Rate	< 2%	2	NA	The new arrivals are already screened at the Nyakabande transit centre hence no numbers highlighting them as NA (Not Applicable)	
	Protection	% Of Persons Individually Registered	100 per cent of the new arrivals should be registered in ProGres V4	100	100	Arrivals relocated to Kabazana have already been registered.	●
	Shelter	Accommodation Space	3.5 SQM/person (Has holding capacity of 1,200 individuals)	1200	4461	The transit centre is at 372% occupancy capacity.	●
	WASH	Bathing Facilities	One facility per 50 people	89	62	There's a gap of 27 bathing facilities.	●
		Health Promoters Per Refugees	One for 500	9	201	No gap	●
		Latrine Coverage	One latrine stance for 20 persons	223	36	There's a gap of 187 latrine stances.	●
		Water Coverage	Min of 15 litres/person/day	15	43	No gap	●

● Indicates that there's a gap ● Indicates that there's no gap



Sector	Indicator	Indicator Description / Standard	Target / Standard	Current status	What is being done - Comments	Status	
	Food	Food (Kilocalories/Person/Day)	2,100 kilo calories - The 2,100 kilocalories per person per day standard ensures basic energy and nutritional needs are met, typically provided through three balanced meals within the centres.	2100	2100	New arrivals at this reception centre are receiving 3 hot meals a day.	●
	Health	% Of Arrivals Medically Screened	100 per cent	100	NA	The new arrivals are already screened at the Sebagoro transit centre hence highlighting them as NA (Not Applicable)	
		Crude Mortality Rate	1 death/10000/day	1	NA	The new arrivals are already screened at the Sebagoro transit centre hence highlighting them as NA (Not Applicable)	
		Measles Vaccine Coverage Rate	100 per cent	95	NA	The new arrivals are already screened at the Sebagoro transit centre hence highlighting them as NA (Not Applicable)	
		Skilled Birth Attendance	100 per cent	100	NA	The new arrivals are already screened at the Sebagoro transit centre hence highlighting them as NA (Not Applicable)	
		Under Five Mortality Rate	2 deaths/10000/day	2	NA	The new arrivals are already screened at the Sebagoro transit centre hence highlighting them as NA (Not Applicable)	
	Nutrition	Global Acute Malnutrition	< 10%	10	NA	The new arrivals are already screened at the Sebagoro transit centre hence highlighting them as NA (Not Applicable)	
		Severe Acute Malnutrition Rate	< 2%	2	NA	The new arrivals are already screened at the Sebagoro transit centre hence highlighting them as NA (Not Applicable)	
	Protection	% Of Persons Individually Registered	100 per cent of the new arrivals should be registered in ProGres V4	100	26	Registration activities are ongoing and working to keep pace with the recently increased arrivals.	●
	Shelter	Accommodation Space	3.5 SQM/person (Has holding capacity of 1,200 individuals)	984	1811	The transit centre is at 184% occupancy capacity.	●
	WASH	Bathing Facilities	One facility per 50 people	36	29	There's a gap of 7 bathing facilities.	●
		Health Promoters Per Refugees	One for 500	4	4	No gap	●
		Latrine Coverage	One latrine stance for 20 persons	91	54	There's a gap of 37 latrine stances.	●
		Water Coverage	Min of 15 litres/person/day	15	16	No gap	●

● Indicates that there's a gap ● Indicates that there's no gap