

SPAIN ASYLUM APPLICATIONS

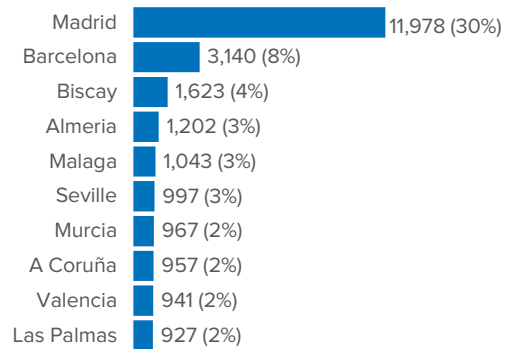
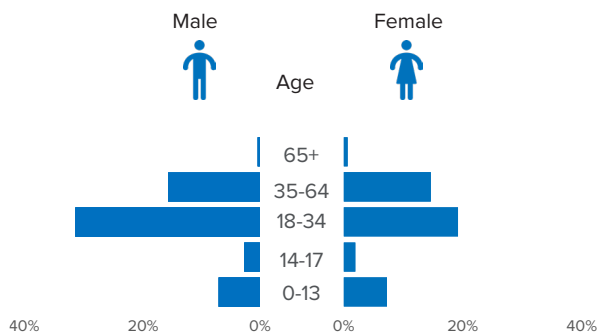
1 Jan - 31 Mar 2025



39,991 New asylum app. until 31 Mar 2025 ↓ -3% Dif. 2024 **10%** Recognition rate ↑ 21% **277,505** Total Pending app.² Dif. 2024 ↑ 35% Protection rate¹

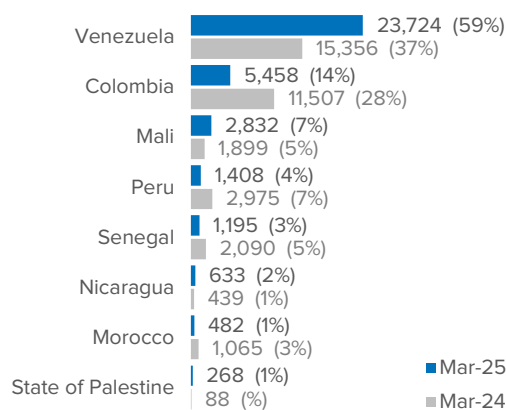
Percentage of asylum applications by gender and age²

Main provinces of asylum applications

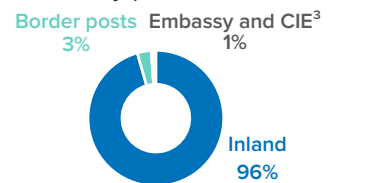


Most common nationalities of asylum applicants

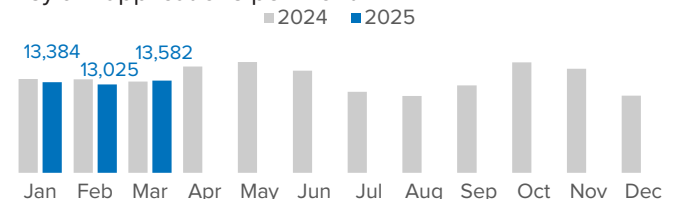
Asylum applications by place of submission



Asylum applications by place of submission



Asylum applications per month

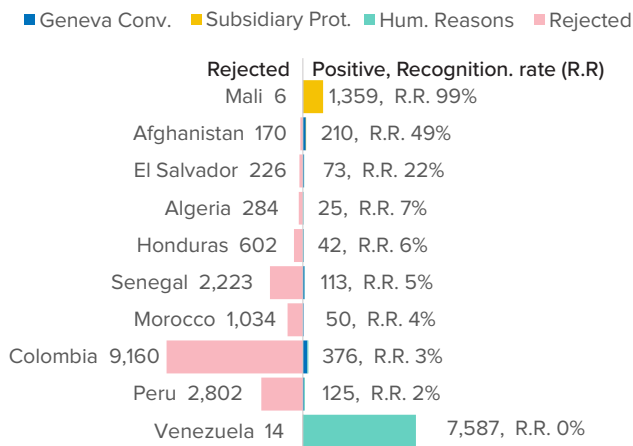


Source: Unless otherwise indicated, provisional figures by the Asylum and Refugee Office, Ministry of Interior, Spain.

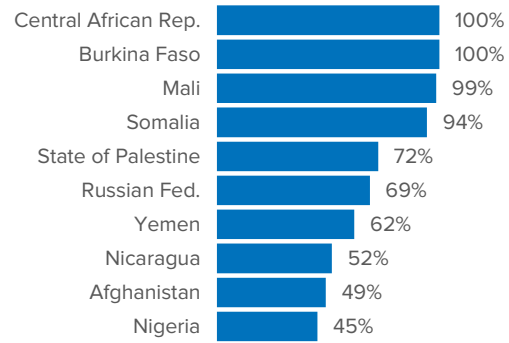
¹Protection rate: Refugee status, subsidiary protection, and humanitarian reasons.

²Eurostat as of Mar 2025. ³CIE: Removal detention centre.

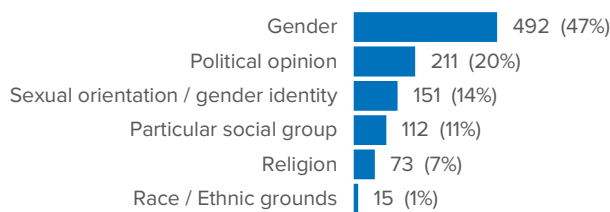
Eligibility Commission proposals⁴: 31,753




Countries with highest recognition rate⁵



Recognition of Geneva Conv. Status by protection category⁴



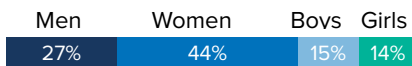
Eligibility Commission proposals per month⁴



SPAIN TEMPORARY PROTECTION

239,394

Temporary Protection applications
11 Mar 2022 - 31 Mar 2025

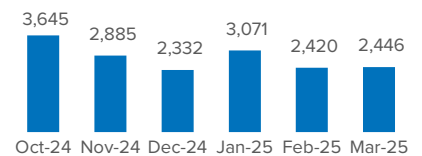


2,446

Temporary Protection applications
1 - 31 Mar 2025



Applications (last six months)



SPAIN RESETTLEMENT 2025⁶

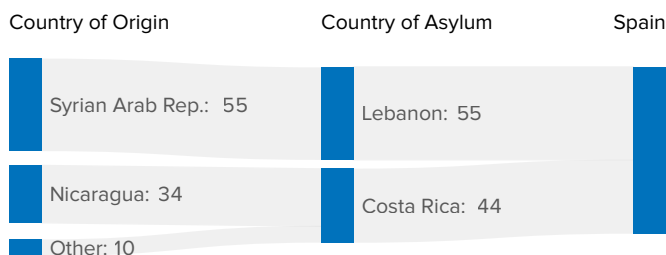
1 Jan - 31 Mar 2025

99

Refugees resettled in Spain⁶



Refugees resettled in Spain by country of origin and country of asylum



Refugees resettled in Spain per month



⁴Proposals by the Interministerial Eligibility Commission recommended to the Minister of Interior. Family extensions not included.

⁵Only shows countries with at least 10 total proposals.

⁶More information on resettlement: [UNHCR Refugee Data Finder](#).

⁷Family members of resettled refugees.