UNHCR CAMEROON MONTHLY UPDATES

KEY HIGHLIGHTS April 2025

Source des données des réfugiés: Gouvernement du Cameroun avec le support du HCR ::

Contact for more info DIMA Unit Cameroon ***cmr_yaim@unhcr.org***

UNHCR Cameroon needs to support refugees, asylum seekers, and internally displaced persons (IDPs) in the country. This update provides detailed demographic, socio-economic, and educational data, as well as information on persons with specific needs, underscoring the complex and multifaceted nature of the refugee and IDP crisis in Cameroon. The monthly update highlights the demographic diversity, educational and occupational challenges, and specific needs of the displaced populations. The data emphasizes the importance of targeting interventions and creating support mechanisms to address the varied and pressing needs of these vulnerable groups. The Cameroonian government and international organizations must collaborate to provide necessary aid and ensure the well-being of these populations.

Population Overview:

Refugees and Asylum Seekers: Cameroon hosts 413,098 refugees and 18,210 asylum seekers.
Internally Displaced Persons (IDPs): The country has 969,273 IDPs, with an additional 699,545 returnees.
Major Countries of Origin: Refugees primarily come from the Central African Republic 288,592 , Nigeria 126,837 , Chad 4,414 , and Niger 8,610 .

Demographic Distribution:

A significant portion of the refugees are women and children. Specifically, 53% of the refugee population are women and girls, and 53% are children.
Age Groups: Refugees are categorized into various age groups, with notable populations in the 0-4, 5-11, 12-17, 18-59, and 60+ age ranges.

Education Levels:

The educational attainment of refugees varies, with 47% having no education, 27% having primary education, and smaller percentages having informal, secondary, university, or technical/vocational education.

Occupations:

47% of refugees are engaged in various occupations such as homemakers, traders, drivers, pensioners, maneuvers, and breeders. 17% are students, 15% are unemployed, and 10% are farmers.

Ethnicity and Religion:

Ethnicity: The majority of ethnicities are Peulh 42% , Kanuri 12% .
Religion: The religious makeup includes 74% Muslims, 24% Christians, and 2% others.

Persons with Specific Needs:

Categories: There are several categories of persons with specific needs including children at risk, women at risk, single parents, older persons, unaccompanied or separated children, and persons with disabilities.
Top Concerns: The highest numbers are children at risk of not attending school 28,655 , individuals with vision disabilities 5,250 , and older persons with children 3,171 .

Legal and Marital Status:

Legal Status: Refugees and asylum seekers are categorized based o their arrival years, with significant influxes noted in 2014 and subsequent years. Marital Status: The majority of the refugee population is single 67%, followed by married individuals 25%.

Regional distribution:

The distribution of refugees and IDPs across various regions in Cameroon shows significant numbers in different regions. The East region hosts the largest refugee population with 164,308 individuals. The Far-North has 122,462 refugees, while Adamaoua has 57,873 . The North region accommodates 38,405 refugees, and the Centre has 27,173 . The Littoral region has 19,359 refugees.

Challenges and Needs:

UNHCR MCO in Cameroon grapples with significant challenges in managing and supporting its large refugee and internally displaced populations. Due to increasing global crises, UNHCR Cameroon faces immense strain, with regions like the East and Extreme-Nord hosting 164,308 and 122,462 refugees respectively, the strain on resources is immense. These populations include a high percentage of children and women, requiring specialized services such as education, healthcare, and protection. The diverse educational levels among refugees, ranging from no education to university, indicate a need for comprehensive educational programs. Additionally, significant numbers of refugees are unemployed or engaged in low-income occupations, highlighting the necessity for vocational training and employment opportunities. The presence of vulnerable groups, such as unaccompanied children, single parents, and individuals with disabilities, further underscores the urgent need for targeted humanitarian aid and robust social support systems to address their specific needs and ensure their well-being.

UNHCR CAMEROON IN A GLANCE

April 2025

Central African | Nigeria | IDP Far North | IDP NWSW | Other Refugees

Population Type: All | Region: All | Zone: All | Owning Office: All

2,100,126
Total of Persons we serve

413,098 Refugee

18,210 Asylum Seeker

969,273 Internally Displaced

699,545 Returnees IDP

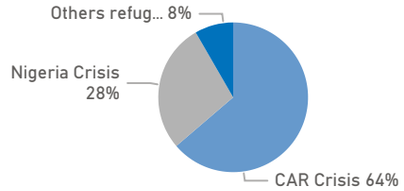

Distribution by crisis

53% Of refugees are women and girls

53% Of refugees are children

59% Of IDPs are children

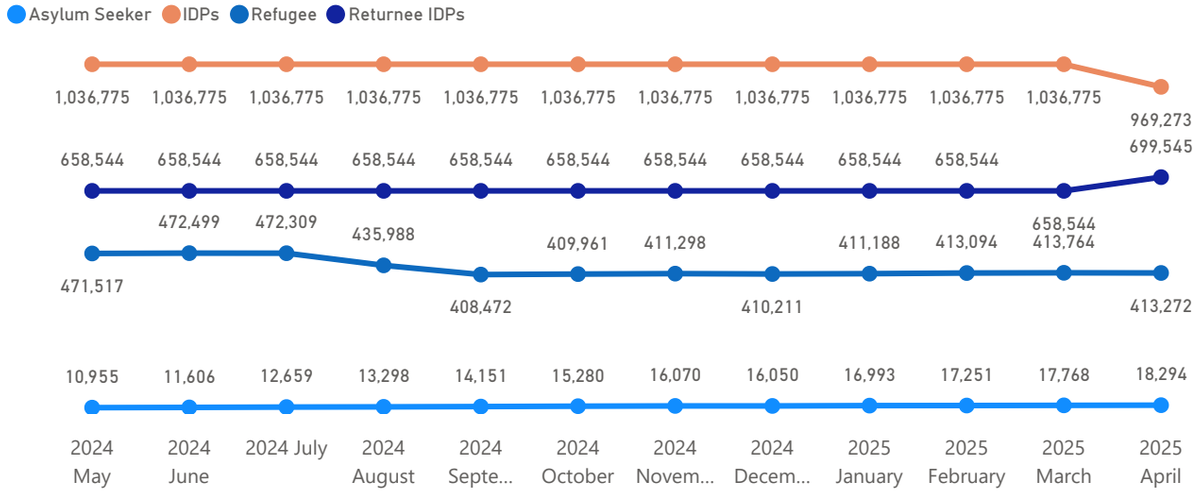

Refugee and Asylum Seeker by Department

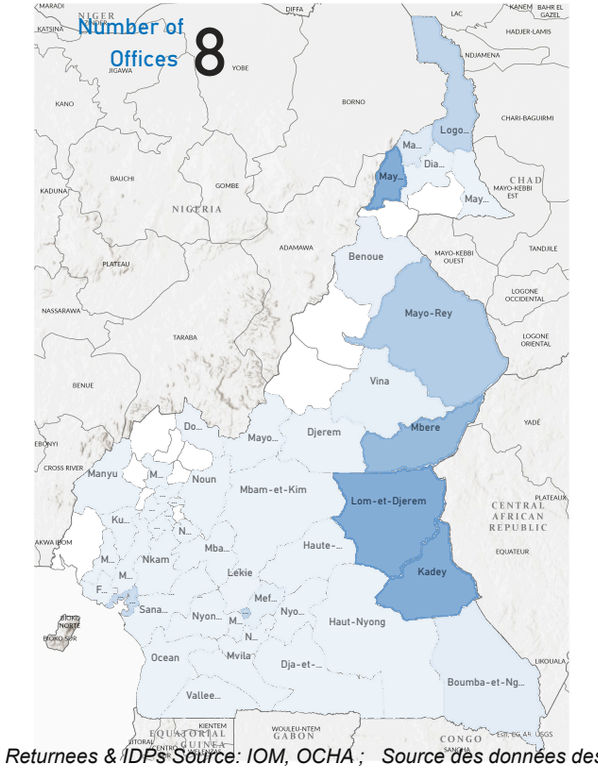

IDPs by Department

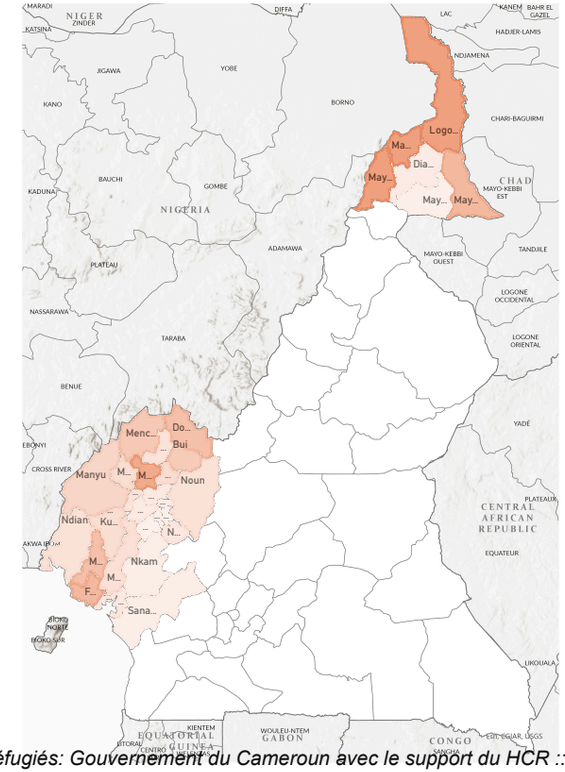

Refugee By country of origin

Central African Republic	288,565
Nigeria	126,837
Chad	4,364
Others Nationalities	23,332
Niger	8,606
Rwanda	436
Mali	484
Soudan	597

Number of years spent in Cameroon

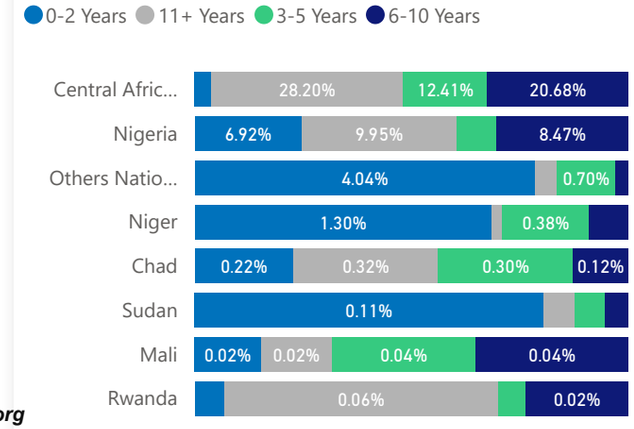

Returnees & IDPs Source: IOM, OCHA ; Source des données des réfugiés: Gouvernement du Cameroun avec le support du HCR :: Contact for more info DIMA Unit Cameroon ***cmr_yaim@unhcr.org***

DEMOGRAPHIC POPULATION IN CAMEROON

April 2025

Central African | Nigeria | Other Refugees

Owning Office: All

Legal Status: Asylum Seeker | Refugee

Site/Camp: In Site/Camp | Out of Site/Camp

Region: All

Department: All

Zone: All

202,562
School age children

Population distribution (gender and age group)

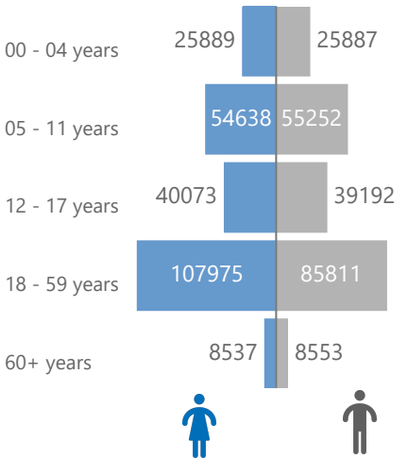

Education Level

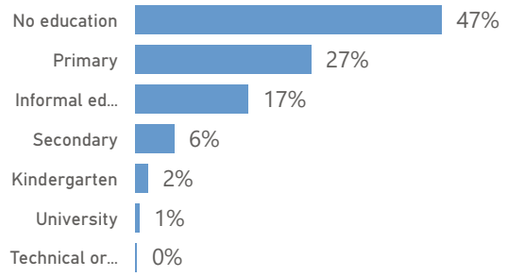

Ethnicity

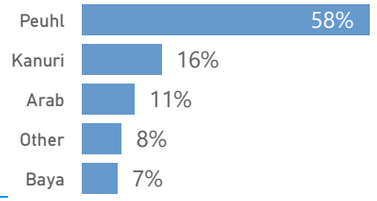

Marital Status	Percentage
Single	67.18%
Married	25.14%
Widowed	3.60%
Divorced	1.77%
Common Law Married	0.69%
Separated	0.68%
Unknown	0.60%
Engaged	0.33%
Partnership	0.01%

Year of arrival of refugees

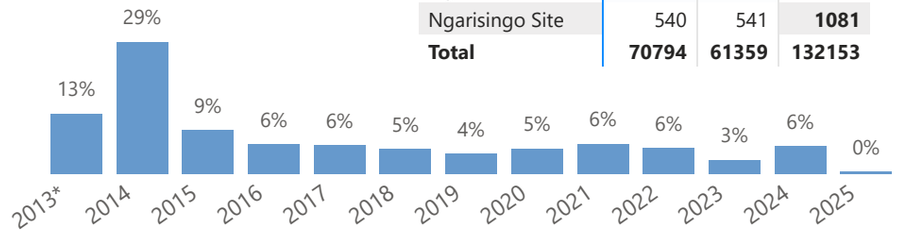

Refugees by age group

Region	00 - 04 years Female	00 - 04 years Male	05 - 11 years Female	05 - 11 years Male	12 - 17 years Female	12 - 17 years Male	18 - 59 years Female	18 - 59 years Male	60+ years Female	60+ years Male	Total
Est	8961	8882	18650	19363	14705	14635	42058	30652	3069	3333	**164308**
Extreme-Nord	8475	8418	16466	16325	11751	11297	26580	18060	2575	2515	**122462**
Adamaoua	3565	3641	6902	7070	5570	5583	14254	8843	1240	1205	**57873**
Nord	1887	1899	5429	5398	3395	3315	9742	5831	803	706	**38405**
Centre	1310	1248	2400	2344	1576	1405	6272	10111	194	312	**27172**
Littoral	550	642	1320	1360	967	1008	3801	9346	134	228	**19356**
Sud-Ouest	2		38	39	76	89	274	740	32	29	**1319**
Nord-Ouest			9	16	10	17	63	72	10	5	**202**
Sud	4	2	2	5	1	3	21	81		5	**124**
Ouest		3	2	3	1		4	71		1	**85**
Total	**24754**	**24735**	**51218**	**51923**	**38052**	**37352**	**103069**	**83807**	**8057**	**8339**	**431306**

Site/Camp	Female	Male	Total
Minawao Camp	43884	37460	**81344**
Gado Badzere Site	8863	7683	**16546**
Mbile Site	5277	4812	**10089**
Lolo Site	4627	4336	**8963**
Borgop Site	3723	3152	**6875**
Timangolo Site	2171	1949	**4120**
Ngam Site	1709	1426	**3135**
Ngarisingo Site	540	541	**1081**
Total	**70794**	**61359**	**132153**

Education Age

Region	04-05 Years Female	04-05 Years Male	06-11 Years Female	06-11 Years Male	12-18 Years Female	12-18 Years Male	Total
Adamaoua	1930	2028	5963	6108	6230	6196	**28455**
Centre	662	660	2093	2001	1791	1627	**8834**
Est	5373	5476	16123	16720	16695	16663	**77050**
Extreme-Nord	4769	4725	13937	13804	13065	12589	**62889**
Littoral	330	376	1141	1176	1079	1226	**5328**
Nord	1488	1587	4629	4554	3758	3641	**19657**
Nord-Ouest			9	16	12	23	**60**
Ouest	1	1	1	2	1		**6**
Sud			2	5	2	5	**14**
Sud-Ouest			38	39	84	108	**269**
Total	**14553**	**14853**	**43936**	**44425**	**42717**	**42078**	**202562**

*Returnees & IDPs Source: IOM, OCHA ; Source des données des réfugiés: Gouvernement du Cameroun avec le support du HCR:: * Arrived before 2013:: Contact for more info DIMA Unit Cameroon* ***cmr_yaim@unhcr.org***

PERSONS WITH SPECIFIC NEEDS IN CAMEROON

April 2025

Source des données des réfugiés: Gouvernement du Cameroun avec le support du HCR ::
Contact for more info DIMA Unit Cameroon ***cmr_yaim@unhcr.org***

Central African | Nigeria | Other Refugees

Region: All

Zone: All

Areas of Responsibility

Child Protection | General Protection | SGBV

140,721 Person with Specific Needs

Gender

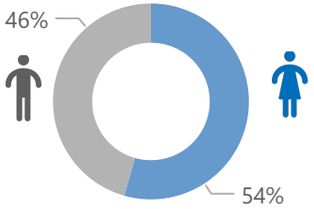

Male | Female

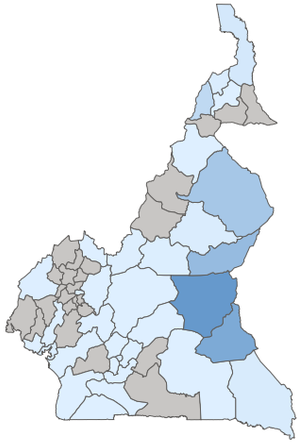

Person with Specific Needs

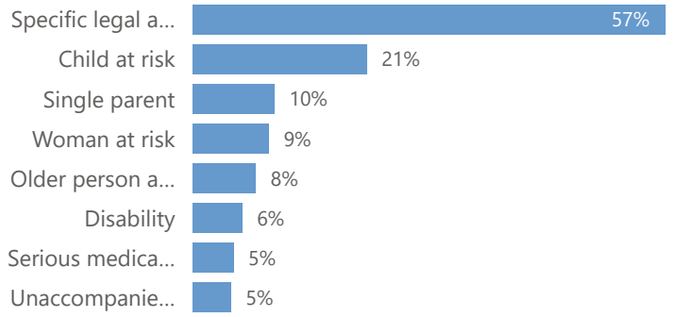

29,506 Child at Risk

SPN Sub Category	# Refugee
Child at risk of not attending school	28655
Child with special education needs	498
Child spouse	178
Child parent	123
Child engaged in other forms of child labour	42
Child carer	34
Child engaged in worst forms of child labour	21
Teenage pregnancy	20
No legal documentation	10
Child associated with armed forces or groups	5

8,391 Disability

SPN Sub Category	# Refugee
Vision	3171
Hearing	1377
Lower Body Mobility	1289
Emotions and behavior	1060
Communication	601
Upper Body Mobility	322
Self-Care	44
Remembering and concentrating	38
Physical disability - moderate	21
Mental disability - moderate	9

10,700 Older at Risk

Older Person at Risk	# Refugee
Older person with children	5247
Older person unable to care for self	3819
Single older person	1591
No legal documentation	2
Woman at risk	2
Other medical condition	1
Single HR - grandparent	1
Single HR - parent	1
Single woman at risk	1

6,922 Serious Medical Condition

SPN Sub Category	# Refugee
Other medical condition	4455
Chronic illness	1194
Difficult pregnancy	499
Malnutrition	353
Critical medical	274
Mental illness	90
Woman at risk	18
Addiction	12
Emotions and behavior	3
Vision	3

13,846 Single Parent

(Top 10) Single Parent	# Refugee
Single HR - parent	12563
Single HR - caregiver	627
Single HR - grandparent	476
Woman at risk	15
Single woman at risk	9
Child parent	3
No legal documentation	2
Single older person	2
Child at risk of not attending school	1
Older person with children	1

6,486 Unaccompanied or separated child

(Top 6) Unaccompanied or separated child	# Refugee
Separated child	6090
Unaccompanied child	338
Child headed household	24
Child in foster care	11
Child in institutional care	10
No legal documentation	5

1,260 SGBV

SGBV	Refugee
Threat of forced marriage	536
Victim/Survivor of SGBV in country of asylum	389
Victim/Survivor of SGBV in country of asylum	111
Victim/Survivor of SGBV in country of origin	94
Threat of honour killing/violence	64

198 Family Unity

Family Unity Sub-Category	# Refugee
Family reunification required	145
Tracing required	43

12,909 Woman at Risk

(Top 4) Single Parent Sub-Category	# Refugee
Woman at risk	8340
Single woman at risk	2657
Single HR - parent	10
Lactating	1593

SOCIO-ECONOMICS DATA OF REFUGEES IN CAMEROON

April 2025

Source des données des réfugiés: Gouvernement du Cameroun avec le support du HCR :

Contact for more info DIMA Unit Cameroon ***cmr_yaim@unhcr.org***

Central African | Nigeria | Other Refugees

Region: All

Zone: All

Occupation

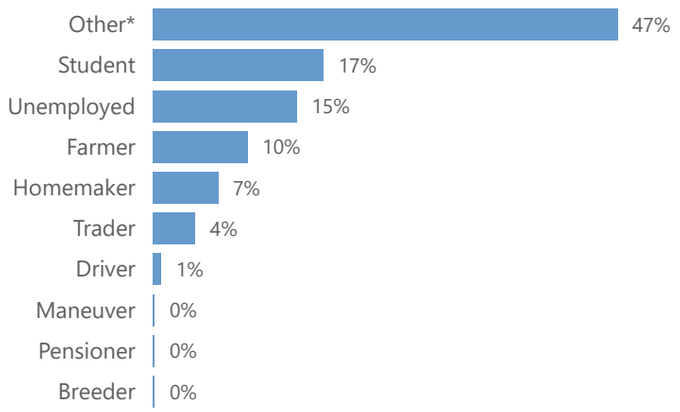

Registration Reason

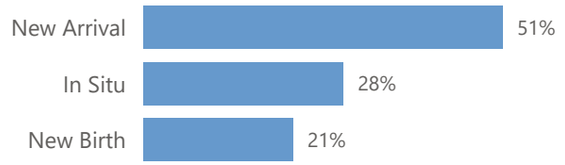

Religion

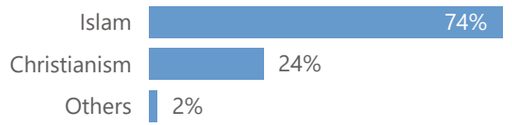

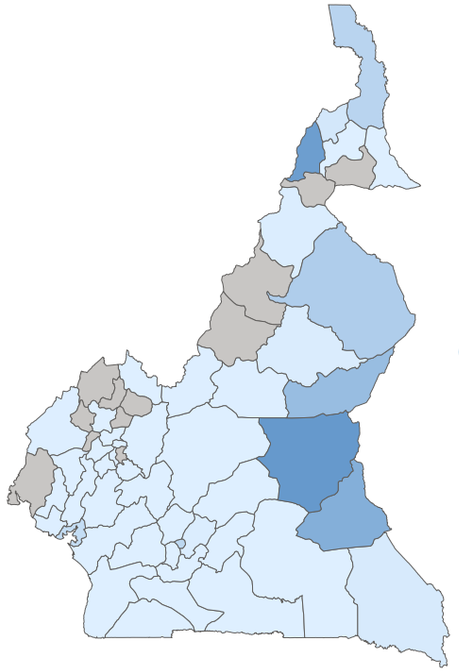

Central African

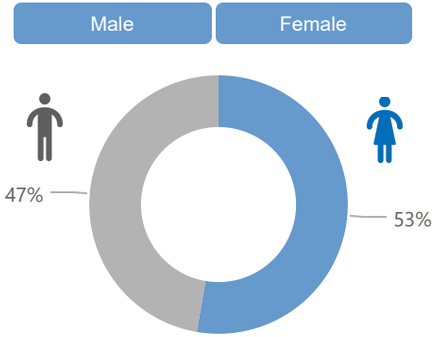

Occupations	Adamaoua	Centre	Est	Extreme-Nord	Littoral	Nord	Total
Other*	17581	9457	58208	8	5339	4289	**94882**
Student	15405	4364	30674	3	3482	8157	**62085**
Unemployed	7556	2020	36064		799	12430	**58869**
Farmer	8901	997	14162	1	338	7285	**31684**
Homemaker	4197	1310	14938	1	1020	1854	**23320**
Trader	2880	1266	8004	1	1081	1469	**14701**
Driver	431	237	2077	1	421	259	**3426**
Maneuver	11	20	41		7	2	**81**
Pensioner	12	3	58		2	2	**77**
Breeder	25		12			32	**69**

Nigeria

Occupations	Adamaoua	Centre	Est	Extreme-Nord	Littoral	Nord	Total
Other*	293	187	7	96276	28	1130	**97921**
Student	187	38		8775	5	448	**9453**
Farmer	25	6		7689	3	755	**8478**
Homemaker	52	10	3	4874	2	103	**5044**
Unemployed	169	66	1	2565	2		**2803**
Trader	34	86	1	1857	12	10	**2000**
Driver	6	4		302	3		**315**
Pensioner	2			24			**26**
Maneuver				11			**11**
Breeder				10			**10**

Other Nationalities

Occupations	Adamaoua	Centre	Est	Extreme-Nord	Littoral	Nord	Total
Other*	77	3597	152	710	3661	56	**8253**
Trader	8	1100	19	26	1293	6	**2452**
Student	23	1387	18	255	431	30	**2144**
Unemployed	39	933	36	29	701	90	**1828**
Farmer	21	192	48	137	725	27	**1150**
Homemaker	26	362	95	97	137	30	**747**
Driver		85	4	5	91	2	**187**
Maneuver	2	6			25	2	**35**
Breeder	2						**2**
Pensioner		1					**1**