# UNHCR Representation in South Sudan
## Population Overview of Refugee and Asylum-seeker
(As of 30-April-2025)

## Key Figures:

**559,615**
Total Individuals

**142,432**
Total Households

**298,261**
Total Enrollment (5 yrs Above)

As of the end of April 2025, South Sudan hosts 559,615 refugees and asylum-seekers across 142,432 households, settled in 29 locations nationwide. This includes 555,814 registered refugees and 3,801 asylum-seekers. The vast majority—94.9% (527,951 individuals)—are Sudanese refugees, followed by populations from the Democratic Republic of Congo, Ethiopia, Eritrea, Central African Republic, and other nationalities. In response to the ongoing conflict in Sudan, the Government of South Sudan continues to grant prima facie refugee status to those fleeing the country. Among refugees, 51% are women, and 78% are women and children combined. The asylum-seeker population is smaller and has a distinct demographic profile. Ethiopians (34%) and Eritreans (35.1%) form the largest groups, followed by Ugandans, Burundians, and Congolese.

The latest data is available on the South Sudan emergency response portal.

| State | Total | Percentage | Refugee | Asylum seeker |
|---|---|---|---|---|
| Upper Nile | 275,227 | 49% | 274,959 | 268 |
| Unity | 134,737 | 24% | 134,730 | 7 |
| Central Equatoria | 37,279 | 7% | 34,111 | 3,168 |
| Northern Bahr El Ghazal | 21,362 | 4% | 21,120 | 242 |
| Western Equatoria | 18,340 | 3% | 18,250 | 90 |
| Western Bahr El Ghazal | 6,366 | 1% | 6,363 | 3 |
| Jonglei | 2,011 | 0% | 2,011 | 0 |
| Warrap | 1,278 | 0% | 1,278 | 0 |
| Abyei (Contested) | 1,162 | 0% | 1,139 | 23 |
| Others | 61,853 | 11% | 61,853 | 0 |
| Grand Total | 559,615 | 100% | 555,814 | 3,801 |

**Publish Date:** 05 May 2025 **Source**: proGres v4 Cloud **Feedback:** SSDJUODM@unhcr.org

# UNHCR Representation in South Sudan
## Population Overview of Refugee and Asylum-seeker
(As of 30-April-2025)

## Demographics

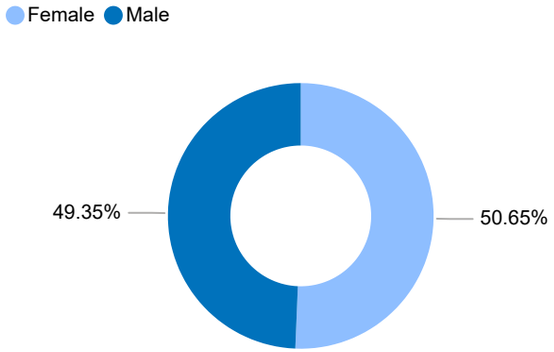


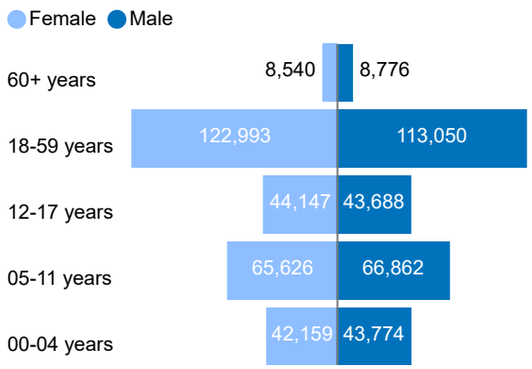


## New Registration Trend in the Last Six month

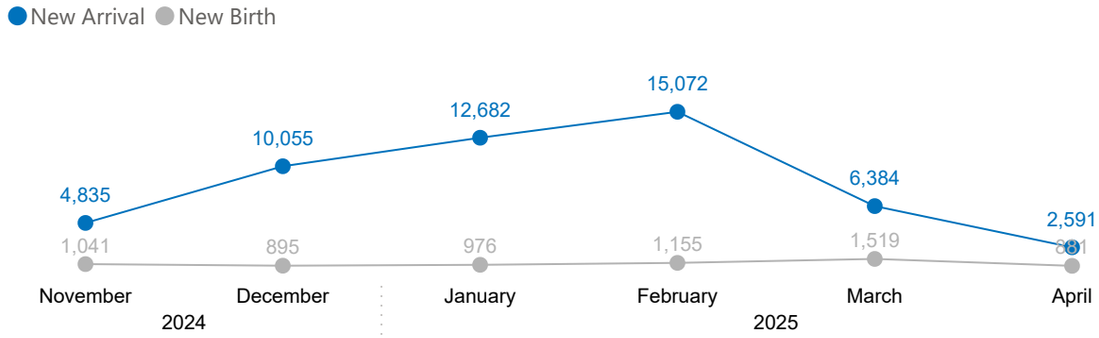


## Top (15) Refugees per Location

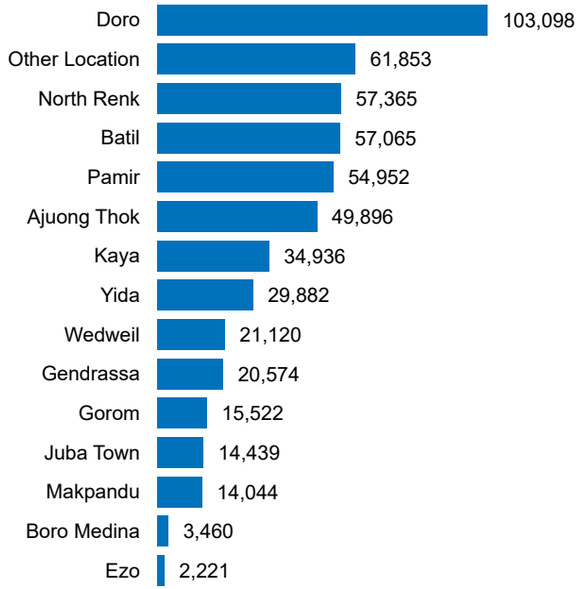


## Asylum-seekers per Location

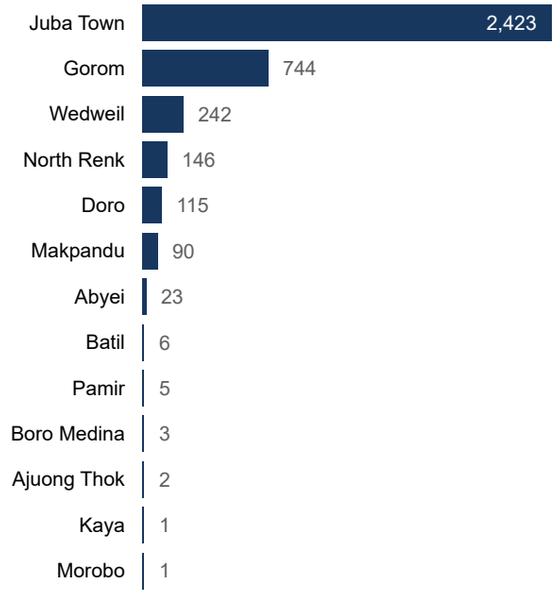


## Top (7) Refugees by Country of Origin (COO)




## Top (7) Asylum-seekers by COO

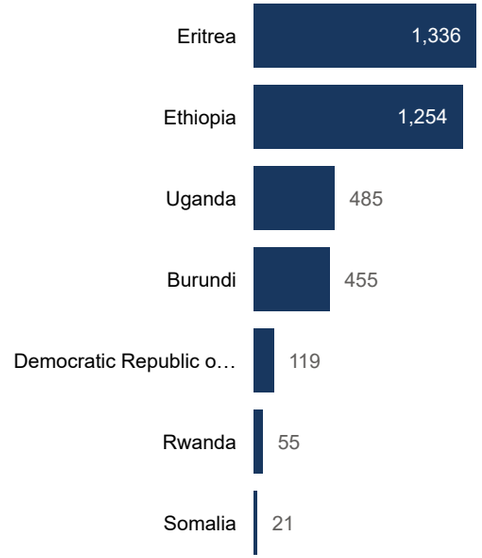

## Socio-economic Summary

Based on the **559,615** refugees and asylum-seekers registered, women outnumber men, most holding secondary education yet struggling to find work beyond subsistent farming and field labor. Young adults stand as the majority, grappling with the challenges of unemployment and single parenthood. This glimpse of their socio-economic profile hints at their resilience, with every statistic bearing witness to a life uprooted, yearning for the stability of formal employment and a secure future

## Top (10) Professional Skills

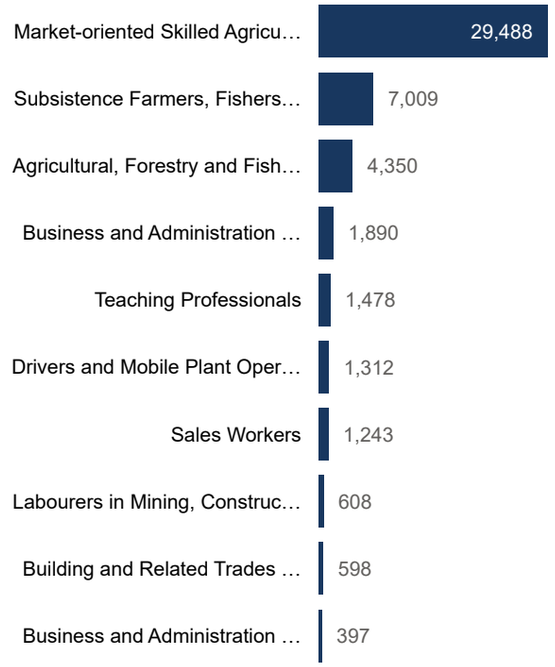


## Education Level

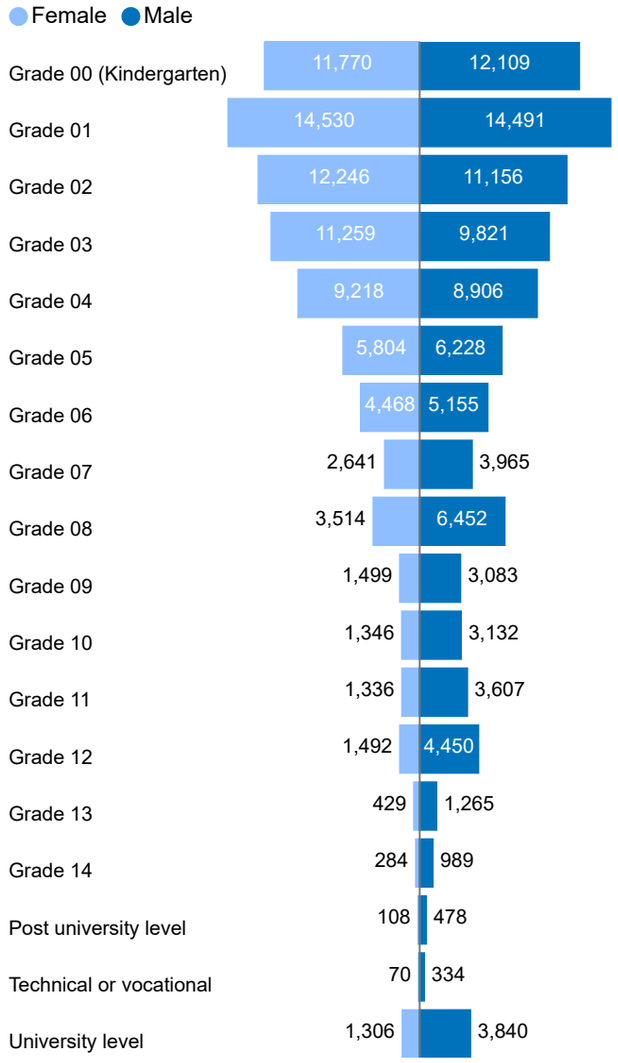


## PSN by Age and Gender breakdown

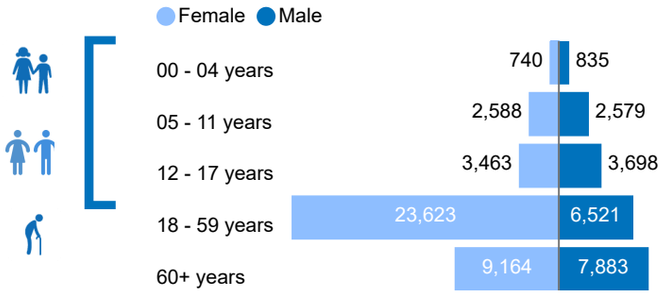


## Marital Status

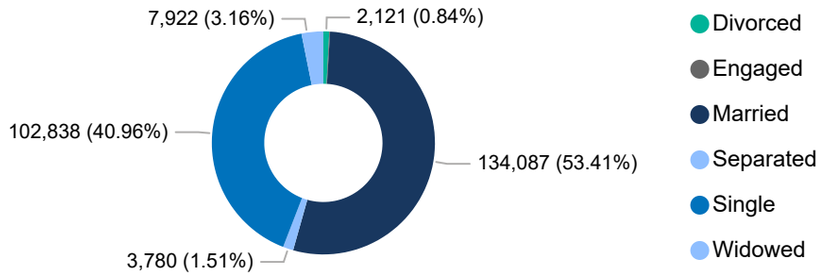

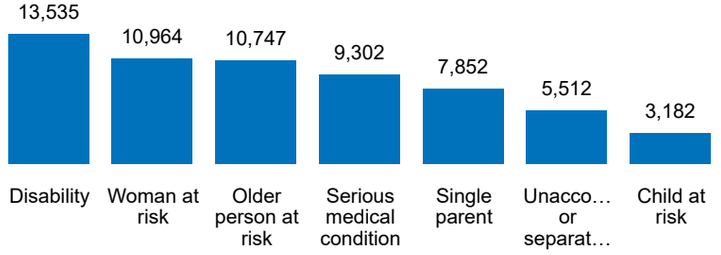
## Top (7) Specific Needs