Türkiye Economic Empowerment Sector Achievements

April 2025

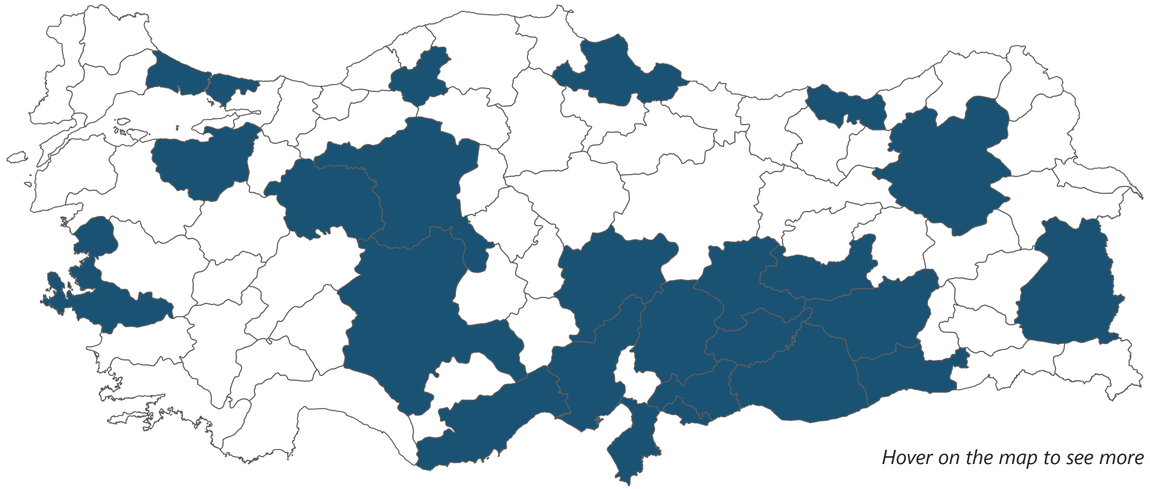

Hover on the map to see more details.

3,031

# of direct beneficiaries reached by the sector

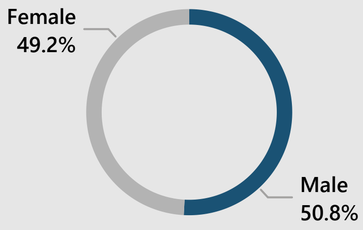

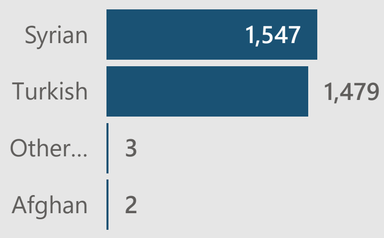

Implementing Agencies

CARE International | ICMPD | ILO | SARD | WFP | Zero Discrimination A...

Supporting Agencies

ASAM | CARE Inte... | DRC | FAO | ICMPD | ILO | SARD | Solidar Su... | WFP | World Visi... | YSYD

TO IMPROVE THE FOOD SECURITY OF SYRIANS UNDER TEMPORARY PROTECTION AND VULNERABLE COMMUNITIES AND PREVENT THEM FROM RESORTING TO FOOD-RELATED NEGATIVE COPING STRATEGIES

425

1.1.1 # of individuals benefitted from training program on good food and nutrition agriculture practices (food consumption, food safety, nutrition, cooking demonstration)

INCREASED SOCIO-ECONOMIC INCLUSION THROUGH JOB CREATION, IMPROVED EMPLOYABILITY AND SYSTEM SUPPORT

176

1.A - Total # of individuals supported with job placement (i.e. people placed into decent jobs)

Female Male

98%

17

1.C - Total # of individuals supported with self-employment opportunitites (new businesses establisheded)

Female

100%

40

1.D - Total # of individuals supported with the obtention of work permit.

Female Male

18% 83%

42

2.3.1.a # of individuals completed livelihoods trainings (technical and vocational trainings which can also include soft/language skills)- Non agricultural

Sources: ActivityInfo **Feedback:** berkin.erol@undp.org, IMTurkey@unhcr.org

The number of beneficiaries reached is calculated by summing indicators selected by the sectors; there may be duplications.

Türkiye Economic Empowerment Sector Achievements

April 2025

Inter-Agency Coordination Türkiye

Reporting Partner	Supporting Agency	Appeal, EQ Response...	Nationality	Province, District
All	All	All	All	All

Indicator	January	February	March	April	Total
1.1.1 # of Female (18+) benefitted from training program on good food and nutrition agriculture practices (food consumption, food safety, nutrition, cooking demonstration)			425		**425**
1.1.1 # of individuals benefitted from training program on good food and nutrition agriculture practices (food consumption, food safety, nutrition, cooking demonstration)			425		**425**
1.2.1 # of Female (18+) provided with the tools to establish greenhouse, or/and backyard urban and peri-urban agriculture schemes	112				**112**
1.2.1 # of individuals provided with the tools to establish greenhouse, or/and backyard urban and peri-urban agriculture schemes	282				**282**
1.2.1 # of Male (18+) provided with the tools to establish greenhouse, or/and backyard urban and peri-urban agriculture schemes	170				**170**
1.A - # of men supported with job placement.			3		**3**
1.A - # of women supported with job placement.			173		**173**
1.A - Total # of individuals supported with job placement (i.e. people placed into decent jobs)			176		**176**
1.C - # of women supported with self-employment opportunities.	17				**17**
1.C - Total # of individuals supported with self-employment opportunitites (new businesses establisheded)	17				**17**
1.D - # of men supported with the obtention of work permit.	6	13	14		**33**
1.D - # of women supported with the obtention of work permit.	3	4			**7**
1.D - Total # of individuals supported with the obtention of work permit.	9	17	14		**40**
2.3.1.a # of individuals completed livelihoods trainings (technical and vocational trainings which can also include soft/language skills)- Non agricultural			42		**42**
2.3.1.a # of men completed livelihoods trainings (technical and vocational trainings which can also include soft/language skills)- Non agricultural			18		**18**
2.3.1.a # of non-binary adults completed livelihoods trainings (technical and vocational trainings which can also include soft/language skills)- Non agricultural			0		**0**
2.3.1.a # of women completed livelihoods trainings (technical and vocational trainings which can also include soft/language skills)- Non agricultural			24		**24**
2.3.3.a # of individuals enrolled in cash for work programmes	42	2			**44**
Total	**3,027**	**1,555**	**2,355**	**20**	**6,957**

Sources: ActivityInfo **Feedback:** berkin.erol@undp.org, IMTurkey@unhcr.org

The number of beneficiaries reached is calculated by summing indicators selected by the sectors; there may be duplications.