UNHCR The UN Refugee Agency | Somalia

REFUGEES AND ASYLUM SEEKERS

31 March 2025

43,638

Total refugees and asylum seekers in Somalia

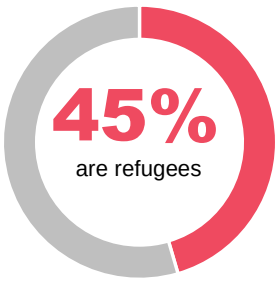

Total refugees **19,839**

Total asylum seekers **23,799**

As of 31 March 2025, Somalia is hosting 43,638 refugees and asylum-seekers, among which 65% are women and children. The majority of refugees and asylum-seekers 65% are from Ethiopia, followed by Yemen 29%,Syria 4% and other countries 1%.

58% refugees and asylum-seekers reside in urban or peri-urban settings across Woqooyi Galbeed and Bari regions, in the northern part of the country.

Current Location by Region

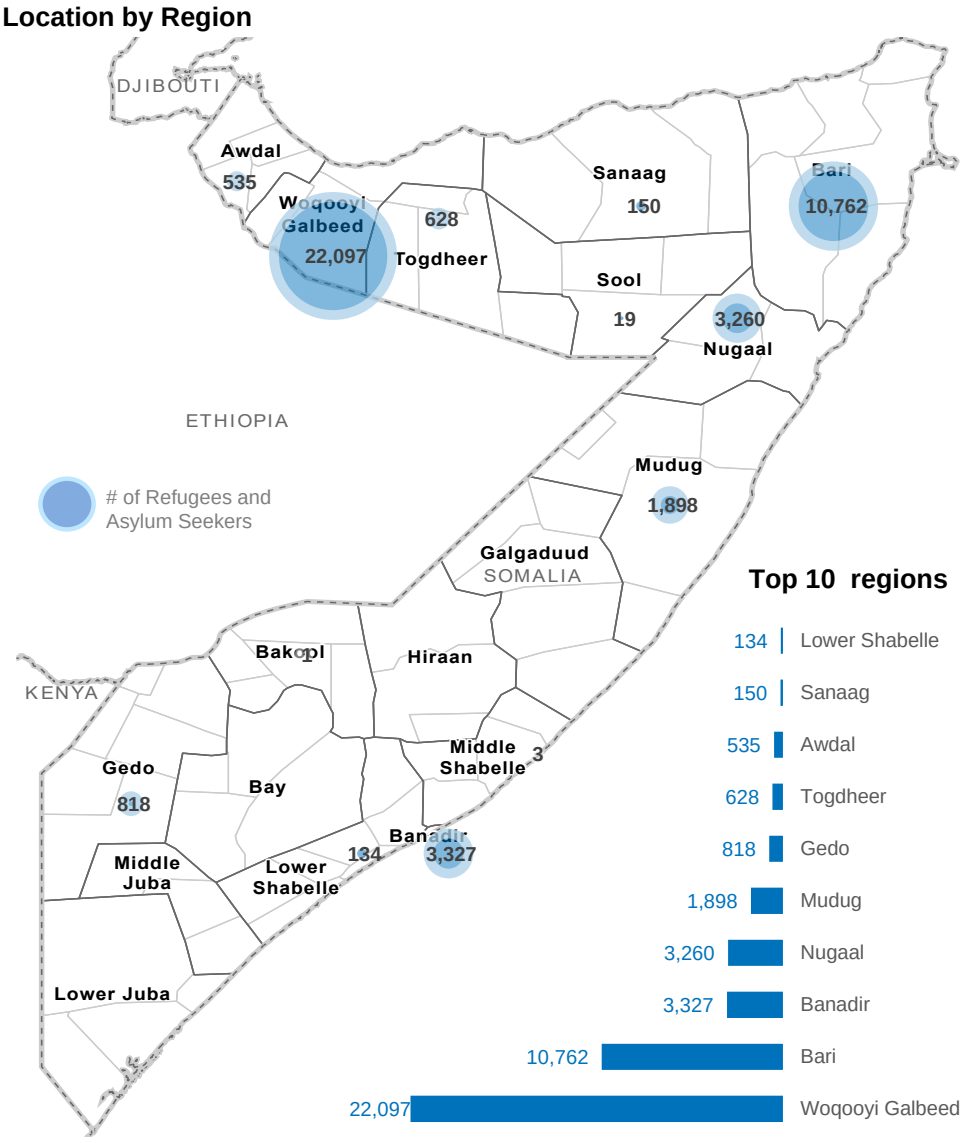

Top 10 regions

The boundaries and names shown and the designations used on this map do not imply ocial endorsement or acceptance by the United Nations

Age and gender

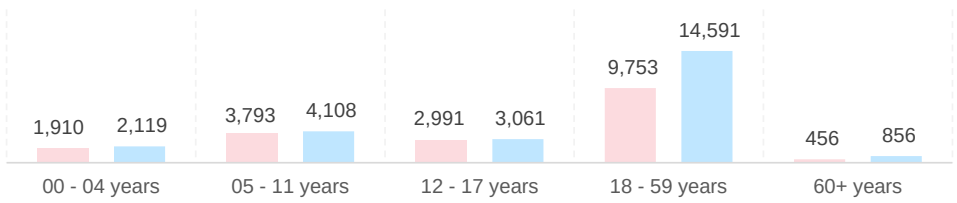

Monthly registration trend ~ 2025

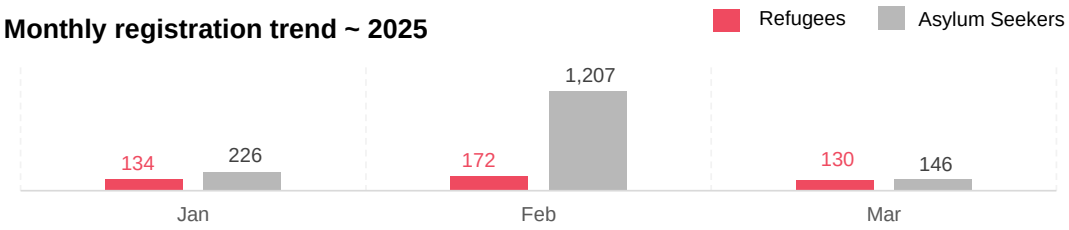

School-age Children

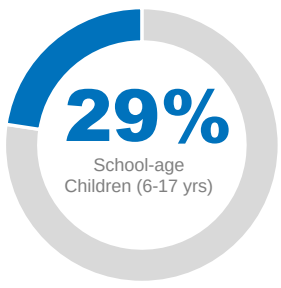

Reproductive Age Women/Girls

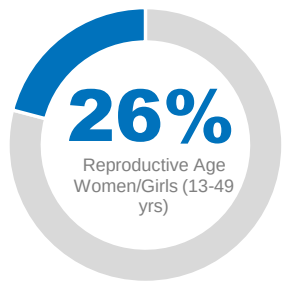

Specific Needs

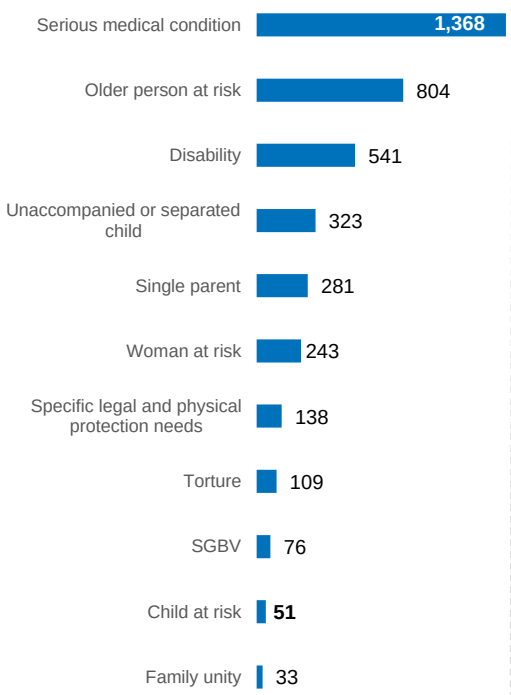

Family Size

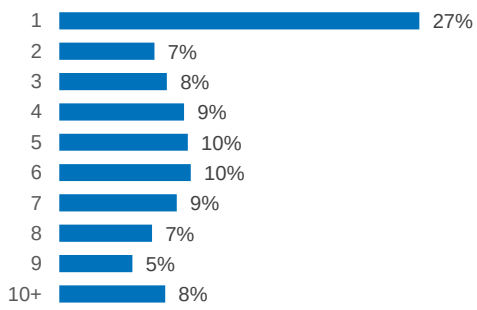

Household Distribution

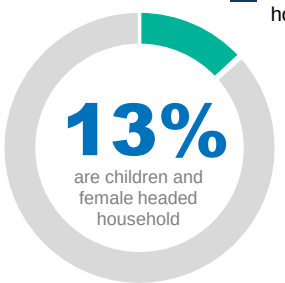

Country of Origin by region

Region	Ethiopia	Yemen	Syria	Tanzania	Other	Total
Awdal	317	207	10	-	1	**535**
Bakool	1	-	-	-	-	**1**
Banadir	12	2,935	228	141	11	**3,327**
Bari	8,722	1,906	114	-	20	**10,762**
Bay	-	1	-	-	-	**1**
Galgaduud	-	1	-	-	-	**1**
Gedo	818	-	-	-	-	**818**
Hiraan	-	1	-	-	-	**1**
Lower Juba	-	2	-	-	-	**2**
Lower Shabelle	-	134	-	-	-	**134**
Middle Juba	-	1	-	-	-	**1**
Middle Shabelle	-	3	-	-	-	**3**
Mudug	1,765	85	46	-	2	**1,898**
Nugaal	2,995	241	22	-	2	**3,260**
Sanaag	127	19	4	-	-	**150**
Sool	7	12	-	-	-	
Togdheer	393	179	53	-	3	
Woqooyi Galbeed	13,411	6,876	1,347	-	463	**22,097**
Grand Total	**28,568**	**12,603**	**1,824**	**141**	**502**	**43,638**

Yearly registration trend

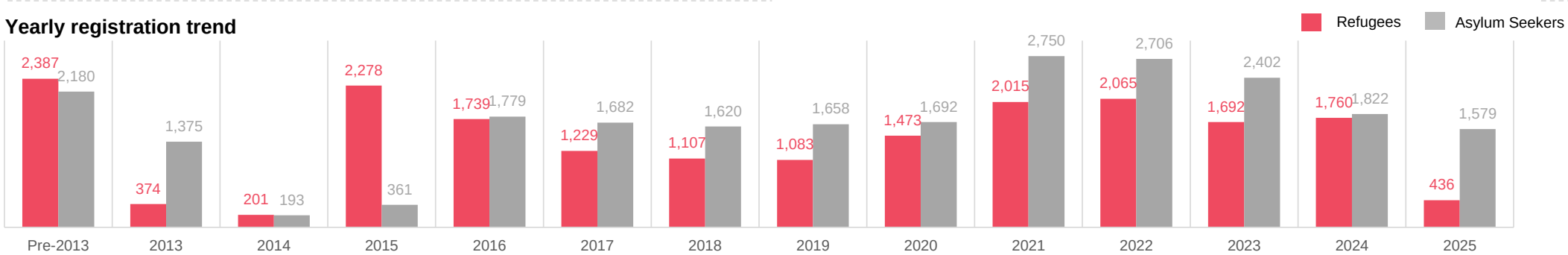

UNHCR is grateful for the generous contributions of donors who have directly contributed to the UNHCR Somalia operation in 20 23

United Nations CERF Central Emergency Response Fund
Internal Displacement Solutions Fund
From the People of Japan