


29.6 MILLION

People with and for whom
UNHCR works

The People with and for whom UNHCR works in the East and Horn of Africa, and the Great Lakes region (EHAGL) relate to the people UNHCR is mandated to protect and assist. It includes those who have been forcibly displaced, those who have returned home by end 2024; those who are stateless or at risk of statelessness, and other groups to whom UNHCR has extended its protection or assistance on a humanitarian basis.



21%

OF UNHCR'S GLOBAL PERSONS OF CONCERN ARE HOSTED IN EHAGL REGION

The East and Horn of Africa and Great Lakes region hosts a disproportionate share of UNHCR's population of concern. The EHAGL region is home to 5% of the world's total population (World Bank population data) but hosts 21% of UNHCR's global population of concern.


1 in 16

INHABITANTS OF THE EHAGL REGION IS FORCIBLY DISPLACED

As of December 2024, the 11 countries of the EHAGL region had a population of around **426 million**. The **26.2 million** forcibly displaced persons represent **6%** of the total EHAGL population.

FORCIBLY DISPLACED IN EAST AND HORN OF AFRICA, AND THE GREAT LAKES

26.2 MILLION FORCIBLY
DISPLACED PERSONS



77%
INTERNALLY
DISPLACED
PERSONS

23%
REFUGEES
AND ASYLUM
SEEKERS

25%

REFUGEES WERE BORN IN ASYLUM

EMERGENCY

2%

REFUGEES IN
ASYLUM FOR
LESS THAN 1
YEAR

33%

REFUGEES IN
ASYLUM
BETWEEN 1-5
YEARS

PROTRACTED

65%

REFUGEES IN
ASYLUM FOR
MORE THAN 5
YEARS

87%

REFUGEES AND ASYLUM SEEKERS
HOSTED IN RURAL AREAS (ASR 2024)

Most refugees and asylum seekers in EHAGL remain hosted in rural areas. A further 13% are hosted in urban areas.

55%

REFUGEES AND ASYLUM SEEKERS LIVE
IN CAMPS OR MANAGED SITES (ASR 2024)

Another 41% of refugees and asylum seekers live in 'individual accommodation', the majority in settlements in Uganda. The remaining 4% are scattered across self-settled camps and collective center.

76%

REFUGEES AND ASYLUM SEEKERS
WERE WOMEN OR CHILDREN (ASR 2024)


52% of refugees and asylum seekers were children, and 24% were women

5.6 MILLION REFUGEES
& ASYLUM SEEKERS

91%

REFUGEES & ASYLUM SEEKERS
HOSTED BY FIVE COUNTRIES

The 5.6 million refugees and asylum seekers represent a slight increase of around 350K (7%) from ASR 2023. Uganda hosted the highest number of refugees and asylum seekers, with 54% coming from South Sudan. Ethiopia hosted the second largest number of refugees, mainly from South Sudan (40%) and Somalia (34%).



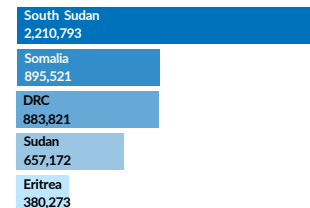
83%

REFUGEES AND ASYLUM SEEKERS IN EHAGL
ARE EHAGL CITIZENS

Almost 3 million of the 7.6 million refugees and asylum seekers originating from EHAGL found asylum outside the region. At the same time, 17% of refugees and asylum seekers hosted in EHAGL are from outside the region.

90%

REFUGEES & ASYLUM SEEKERS
ORIGINATED FROM FIVE COUNTRIES

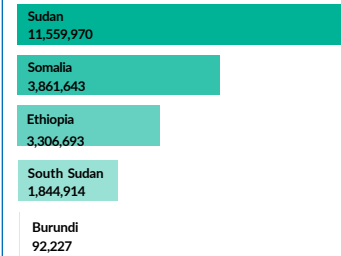


20.7 MILLION CONFLICT &
NATURAL DISASTER IDPs

91%

INTERNALLY DISPLACED PERSONS
HOSTED BY THREE COUNTRIES

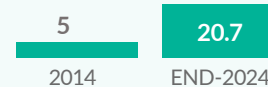
By the end of 2024, the number of internally displaced persons in the EHAGL region increased to an estimated 20.7 million. Sudan hosted the largest number of internally displaced persons, estimated at 11.6 million persons.



QUADRUPLED IN 10 YEARS

INTERNALLY DISPLACED PERSONS

in million



1 in 4

OF CONFLICT INDUCED IDPs ARE IN
THE EHAGL REGION

7.5 million
forcibly
displaced
2014



3.3 MILLION IDP &
REFUGEE RETURNEES

2.9M

IDP RETURNEES

Almost 2.6M & 300K IDPs returned to Ethiopia and Somalia following the improvement of security situation in 2024.

446K

REFUGEE RETURNEES

Approximately 446K refugees returned to their Country of Origin with 405K (91%) South Sudanese refugees returning mostly from Sudan and Ethiopia with 6.5K (1%) for Sudanese refugees returning from South Sudan and Ethiopia.

~53K

ESTIMATED STATELESS POPULATION
IN THE EHAGL REGION

The stateless figure represents around 0.2% of the total population of concern in the EHAGL region and 2% of the total stateless figure reported globally by UNHCR.

TRIPLED IN 10 YEARS

INCREASE IN THE FORCIBLY DISPLACED
POPULATION IN EHAGL SINCE 2014

In the past decade, the forcibly displaced population in EHAGL has tripled, from 7.5 million in 2014 to 26.2 million by end 2024.

FORCIBLY DISPLACED IN EHAGL, IGAD and EAC

Years in Asylum- EHAGL

3 Million

In Asylum for more than 5 years

1.9 Million

In Asylum for more than 10 years

1.4 Million

Born in Asylum

219 Thousand

Adults born in Asylum

20%

OF UNHCR'S GLOBAL PERSONS OF CONCERN ARE HOSTED IN THE IGAD REGION

The Intergovernmental Authority on Development region hosts a disproportionate share of UNHCR's population of concern. The IGAD region is home to 4% of the world's total population (World Bank population data) but hosts 20% of UNHCR's global population of concern.

1 in 13

INHABITANTS OF THE IGAD REGION IS FORCIBLY DISPLACED

As of December 2024, the 8 countries of the IGAD region had a population of around **328 million**. The **25.7 million** forcibly displaced persons represent 8% of the total IGAD population.

14%

OF UNHCR'S GLOBAL PERSONS OF CONCERN ARE HOSTED IN EAC REGION

The East Africa Community region hosts a disproportionate share of UNHCR's population of concern. The EAC region is home to 4% of the world's total population (World Bank population data) but hosts 14% of UNHCR's global population of concern.

1 in 20

INHABITANTS OF THE EAC REGION IS FORCIBLY DISPLACED

As of December 2024, the 8 Countries of the EAC region had a population of around **347 million**. The **17.7 million** forcibly displaced persons represent 5% of the total EAC population.


IGAD

25.7 MILLION FORCIBLY DISPLACED PERSONS

5.1M

REFUGEES & ASYLUM SEEKERS

99% of refugees and asylum seekers hosted by five countries.



84%

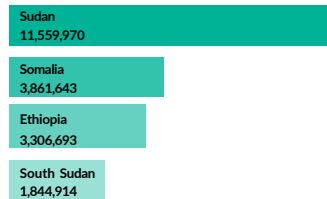
REFUGEES AND ASYLUM SEEKERS IN IGAD ARE IGAD CITIZENS

Almost 2.6 million of the 6.9 million refugees and asylum seekers originating from IGAD sought asylum outside the region. At the same time, 16% of refugees and asylum seekers hosted are from outside the region.

20.6M

INTERNALLY DISPLACED PERSONS

91% of internally displaced persons hosted by three countries.




EAC

17.7 MILLION FORCIBLY DISPLACED PERSONS

4.1M

REFUGEES & ASYLUM SEEKERS

94% of refugees and asylum seekers hosted by five countries.



78%

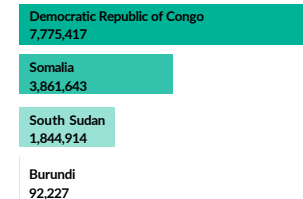
REFUGEES AND ASYLUM SEEKERS IN EAC ARE EAC CITIZENS

Almost 2.1 million of the 5.3 million refugees and asylum seekers originating from EAC sought asylum outside the region. At the same time, 22% of refugees and asylum seekers hosted are from outside the region.

13.6M

INTERNALLY DISPLACED PERSONS

99% of internally displaced persons hosted by three countries.




IGAD/ EAC

34.5 MILLION FORCIBLY DISPLACED PERSONS

6.1M

REFUGEES & ASYLUM SEEKERS

83% of refugees and asylum seekers hosted by five countries.



95%

REFUGEES AND ASYLUM SEEKERS IN IGAD & EAC ARE IGAD OR EAC CITIZENS

Almost 3 million of the 8.8 million refugees and asylum seekers originating from IGAD/ EAC sought asylum outside the region. At the same time, 5% of refugees and asylum seekers hosted are from outside the region.

28.4M

INTERNALLY DISPLACED PERSONS

82% of internally displaced persons hosted by three countries.

