WASH Dashboard

Uganda Country Refugee Response Plan 2024 - 2025

Quarter 1
January - March

Quarter
Q1 2025

Overview of the sector and narrative

The Sector Overview:

The WASH sector seeks to ensure that refugees and hosting populations have improved, equitable and sustainable access to safe water, sanitation, and hygiene services through the inclusion of services to National systems and innovative approaches to prepare new arrivals and established populations to achieve self-reliance in line with the National development plan and sector strategic priorities. The approach is to integrate all WASH services to national systems (District local government, Water supply utilities, Area service providers, and Communities). The Process of transition to national utility is ongoing with one settlement (Rwamwanja) fully under the management of a national utility, there has been a delay in revising the current MoU with National Water and Sewerage Corporation as well as the new MoU with Northern Umbrella for Water and Sanitation.

The Result Analysis:

Despite increase in the number of refugees compared to the last quarter, there has been an increase in water per capita provision (from 16litres per person per day to 18 litres per person per day). This has been made possible through commissioning of additional four (4) motorized water systems. However, water access within zones receiving new arrivals have reduced to less than 10 litres per person per day. Water access was maintained at an average of 9 lpd in Southwest and in Northern settlements receiving new arrivals. This is within the emergency threshold of 7.5-15lpd. Sanitation service level reduced from 71% in Q4 of 2024 to 69% in Q1 of 2025. This is attributed to the high number of new arrivals compared to funding available for the provision of household latrines. But there is a vast disparity between settlements receiving new arrivals and those that are not. While latrine per persons ratio were kept within the target of 1:50 through construction of 675 emergency latrines. To promote personal hygiene and environmental sanitation amongst the newly arrived, WASH partners deployed community hygiene promoters (Village Health Teams) at a ratio of 682 persons compared to 597 persons per hygiene promoter in Q4 of 2024 against a target of 1:500.

The Key Challenges/Opportunities:

Due to aged electromechanical equipment (generators, pumps, and inverters), the frequency of breakdown has increased hence the high cost of operation and maintenance of water systems. Lack of funding for emergency response and HH latrine construction after settling new arrivals. Global funding cuts have reduced funding for operation and maintenance, which has led to an overall 30% reduction in water supply to protracted caseloads and a corresponding reduction in partner staffing.

The Sector Priorities:

- Emergency WASH services provision to new arrivals with more focus on reception and transit centres.
- Continue with HH latrine construction to increase coverage.
- Completion and signing of transition MoU with MWE, OPM, UNHCR and utilities.
- Producing a water transition documentary that will be used for resource mobilization.

Key Indicators

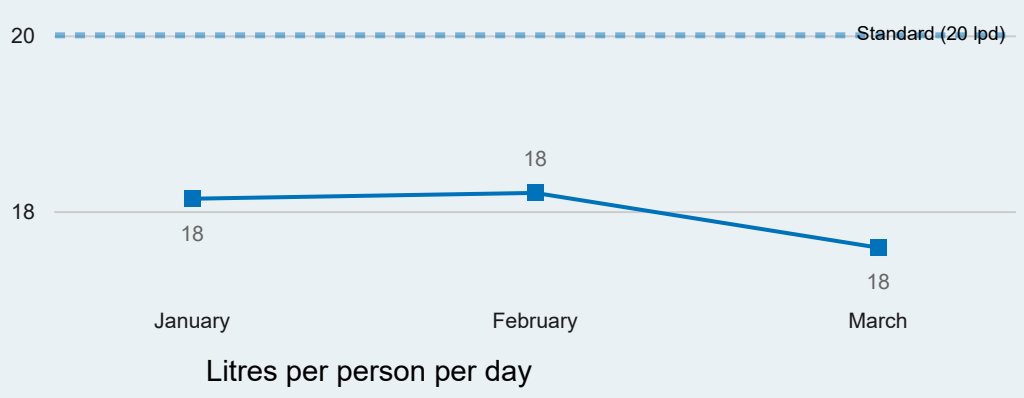

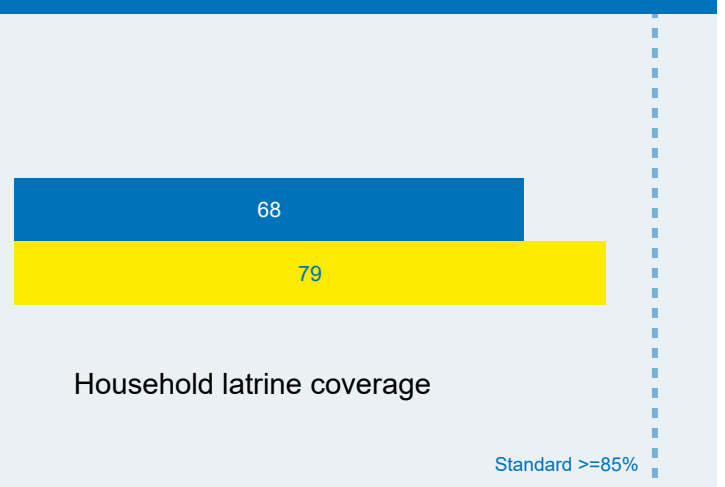

Achievements data: ActivityInfo (reported by sector lead)

Sectors contacts : Robert Mutiibwa (Ministry of Water)
mutiibwarobertkirya@gmail.com
+256752447894

Author: UNHCR Representation in Uganda
Simon Peter Odong (UNHCR)
odongs@unhcr.org
+256780140341

Feedback: ugakaimug@unhcr.org
Lalit Patra (UNICEF)
lpatra@unicef.org

For more info: https://data.unhcr.org/en/country/uga

Published: May 2025

WASH Dashboard

Uganda Country Refugee Response Plan 2024 - 2025

Quarter 1
January - March

Quarter
Q1 2025

Outcome: Improved equitable and sustainable access to water supply for refugees and hosting population

Indicator	*Actual*	*Target/Standard ('25)*
Water pumped through renewable energy		
- Congolese Refugees	**71%**	**60%**
- South Sudanese Refugees	**79%**	**60%**
- Sudanese refugees	**54%**	**60%**
- Other refugees	**68%**	**65%**
Litres per person per day		
- Congolese Refugees	**15**	**20**
- South Sudanese Refugees	**20**	**20**
- Sudanese refugees	**13**	**20**
- Other refugees	**18**	**20**

Actual *Gap*

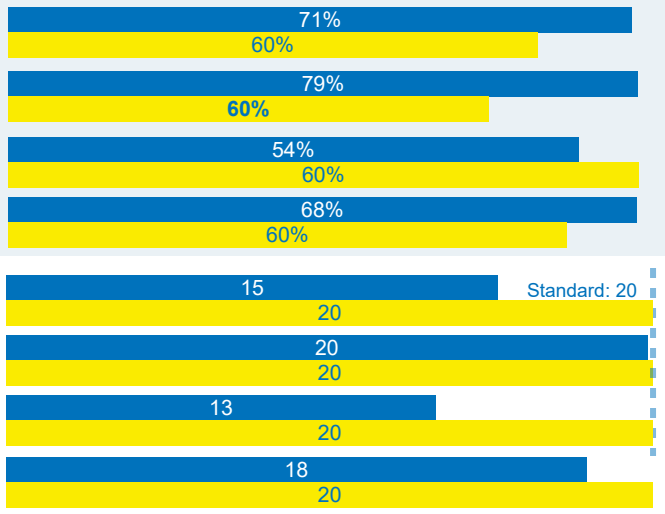

Outcome: Improved equitable and sustainable access to sanitation and hygiene services for refugees and hosting population

Household latrine coverage		
- Congolese Refugees	**67%**	**77%**
- South Sudanese Refugees	**68%**	**78%**
- Sudanese refugees	**64%**	**78%**
- Other refugees	**70%**	**87%**

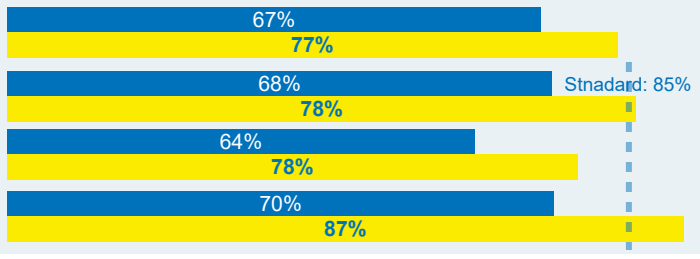

Outcome: Improved equitable and sustainable access to water supply for refugees and hosting population

Indicator	*Actual*	*Target/Standard ('25)*
Water abstraction permits acquired for motorized systems		
- Congolese Refugees	**1**	**10**
- South Sudanese Refugees	**0**	**15**
- Sudanese refugees	**(Blank)**	**15**
- Host community	**4**	**10**
Water schemes under management of utilities (e.g NWSC and Umbrella authorities)		
- Congolese Refugees	**6**	**10**
- South Sudanese Refugees	**4**	**6**
- Other refugees	**0**	**2**

Actual *Gap*

Water resource monitoring stations installed and frequently monitored		
- Congolese Refugees	**(Blank)**	**10**
- South Sudanese Refugees	**64**	**15**
- Other refugees	**(Blank)**	**6**
- Host community	**(Blank)**	**10**

(Blank) - *Indicate that no reports were received under the indicator for the situation.*

Achievements data: ActivityInfo (reported by sector lead)

Sectors contacts : Robert Mutiibwa (Ministry of Water)
mutiibwarobertkirya@gmail.com
+256752447894

Author: UNHCR Representation in Uganda
Simon Peter Odong (UNHCR)
odongs@unhcr.org
+256780140341

Feedback: ugakaimug@unhcr.org
Lalit Patra (UNICEF)
lpatra@unicef.org

For more info: https://data.unhcr.org/en/country/uga

Published: May 2025

WASH Dashboard

Uganda Country Refugee Response Plan 2024 - 2025

Quarter 1
January - March

Quarter
Q1 2025

Key Indicators | Settlement Comparison

Litres per person per day (From Jan to March 2025)

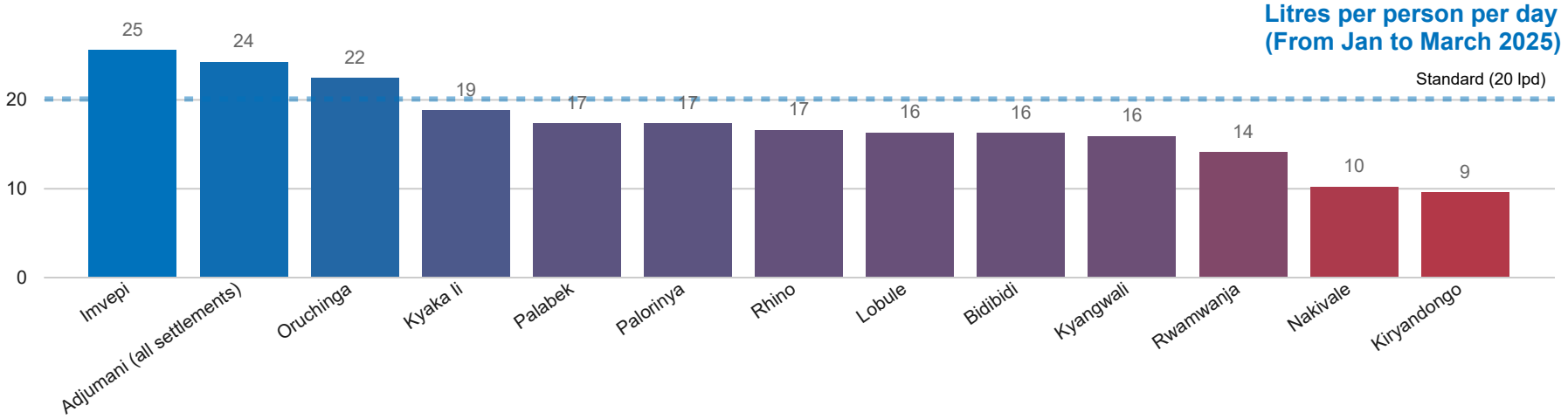

Litres per person per day (2022 - 2025 Trends)

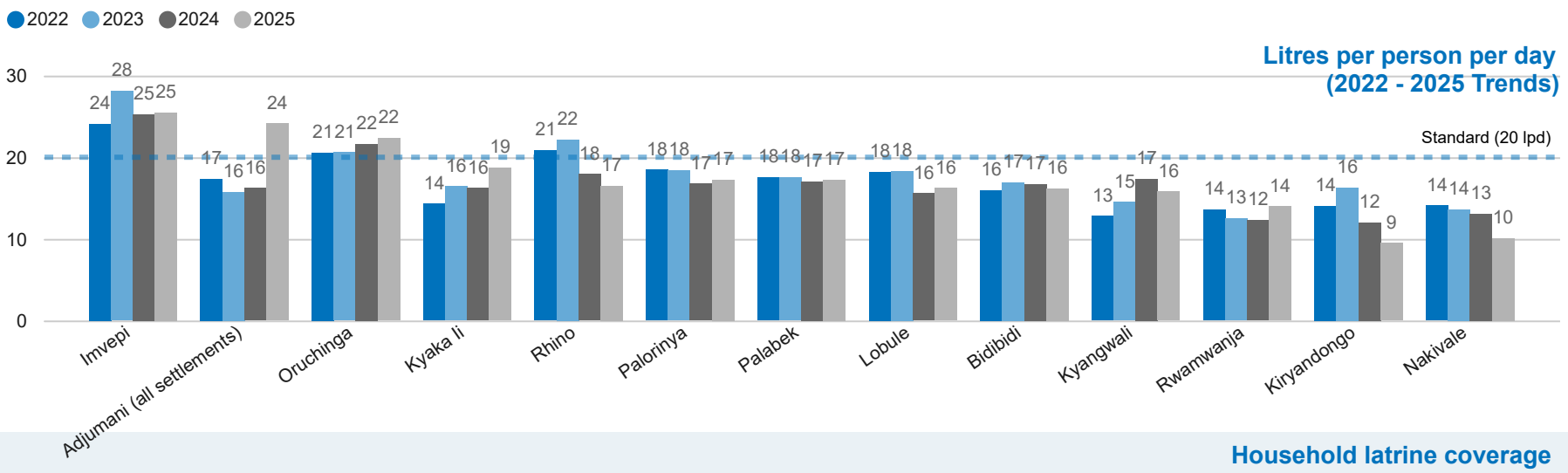

Household latrine coverage (From Jan to March 2025)

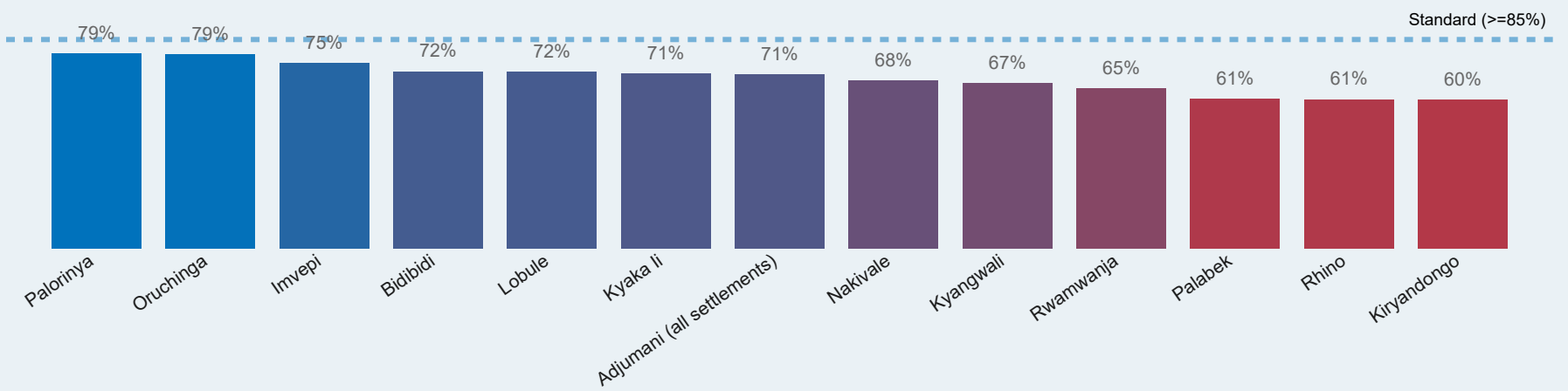

Household latrine coverage (2022 - 2025 Trends)

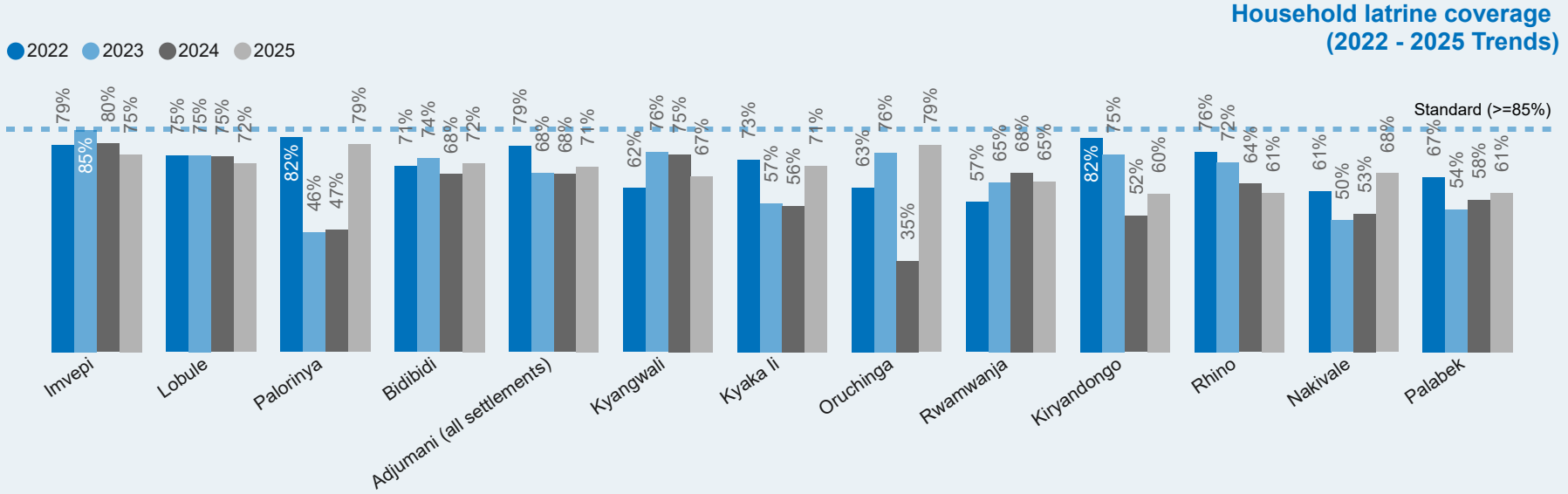

Achievements data: ActivityInfo (reported by sector lead)

Sectors contacts : Robert Mutiibwa (Ministry of Water)
mutiibwarobertkirya@gmail.com
+256752447894

Author: UNHCR Representation in Uganda
Simon Peter Odong (UNHCR)
odongs@unhcr.org
+256780140341

Feedback: ugakaimug@unhcr.org
Lalit Patra (UNICEF)
lpatra@unicef.org

For more info: https://data.unhcr.org/en/country/uga

Published: May 2025

WASH Dashboard

Uganda Country Refugee Response Plan 2024 - 2025

Quarter 1
January - March

Quarter
Q1 2025

Funding

$44M
Total Requirement

$3.3M | $40.7M

Received **7.5%**

Gap **92.5%**

Partner Reporting

Partners
Action Against Hunger
Community Empowerment for Rural Development
LM International
Lutheran World Federation
Malteser International
Nsamizi Training Institute for Social Development

Partners
Uganda Red Cross Society
United Nations Children's Fund
Water Mission Uganda
Welthungerhilfe

10 Partners | **7** INGOs | **2** NGOs | **1** UN Agencies

Partner Presence by District

Achievements data: ActivityInfo (reported by sector lead)

Sectors contacts : Robert Mutiibwa (Ministry of Water)
mutiibwarobertkirya@gmail.com
+256752447894

Author: UNHCR Representation in Uganda
Simon Peter Odong (UNHCR)
odongs@unhcr.org
+256780140341

Feedback: ugakaimug@unhcr.org
Lalit Patra (UNICEF)
lpatra@unicef.org

For more info: https://data.unhcr.org/en/country/uga

Published: May 2025

WASH Dashboard

Uganda Country Refugee Response Plan 2024 - 2025

Quarter 1
January - March

Quarter: Q1 2025

Operational Presence

Location District	Location Type	Location Name	Partner Type	Reporting Entity Name
All	All	All	All	All

Location District	Location Type	Location Name	Partner Type	Reporting Entity Name
ADJUMANI	Settlement	Adjumani (all settlements)	International NGO	LWF
ADJUMANI	Settlement	Pagirinya	International NGO	ACF
ISINGIRO	Settlement	Nakivale	International NGO	LWF
ISINGIRO	Settlement	Nakivale	International NGO	Malteser
ISINGIRO	Settlement	Nakivale	National NGO	Nsamizi
ISINGIRO	Settlement	Oruchinga	National NGO	Nsamizi
KAMWENGE	Settlement	Rwamwanja	National NGO	Nsamizi
KIKUUBE	Settlement	Kyangwali	International NGO	LMI
KIKUUBE	Settlement	Kyangwali	National NGO	Nsamizi
KIRYANDONGO	Settlement	Kiryandongo	International NGO	ACF
KIRYANDONGO	Settlement	Kiryandongo	International NGO	LWF
KIRYANDONGO	Settlement	Kiryandongo	UN Agency	UNICEF
KIRYANDONGO	Subcounty	BWEYALE TOWN COUNCIL	International NGO	ACF
KIRYANDONGO	Subcounty	Kiryandongo RS	International NGO	URCS
KYEGEGWA	Settlement	Kyaka II	National NGO	Nsamizi
LAMWO - UGANDA	Settlement	Palabek	International NGO	LWF
Madi Okollo & Terego	Settlement	Rhino Camp	International NGO	Malteser
Madi Okollo & Terego	Settlement	Rhino Camp	International NGO	WHH
Madi Okollo & Terego	Settlement	Rhino Camp	International NGO	WMU
OBONGI	Settlement	Palorinya	International NGO	LWF
Terego	Settlement	Imvepi	International NGO	WMU
Terego	Settlement	Imvepi	National NGO	CEFORD
Terego	Subcounty	Odupi	National NGO	CEFORD
Yumbe	Settlement	Bidibidi	International NGO	WHH
Yumbe	Settlement	Bidibidi	International NGO	WMU
Yumbe	Subcounty	Kochi	International NGO	WHH

No of Partners by District

Note that a bigger bubble represents a higher number of partners operating in the district and vice versa

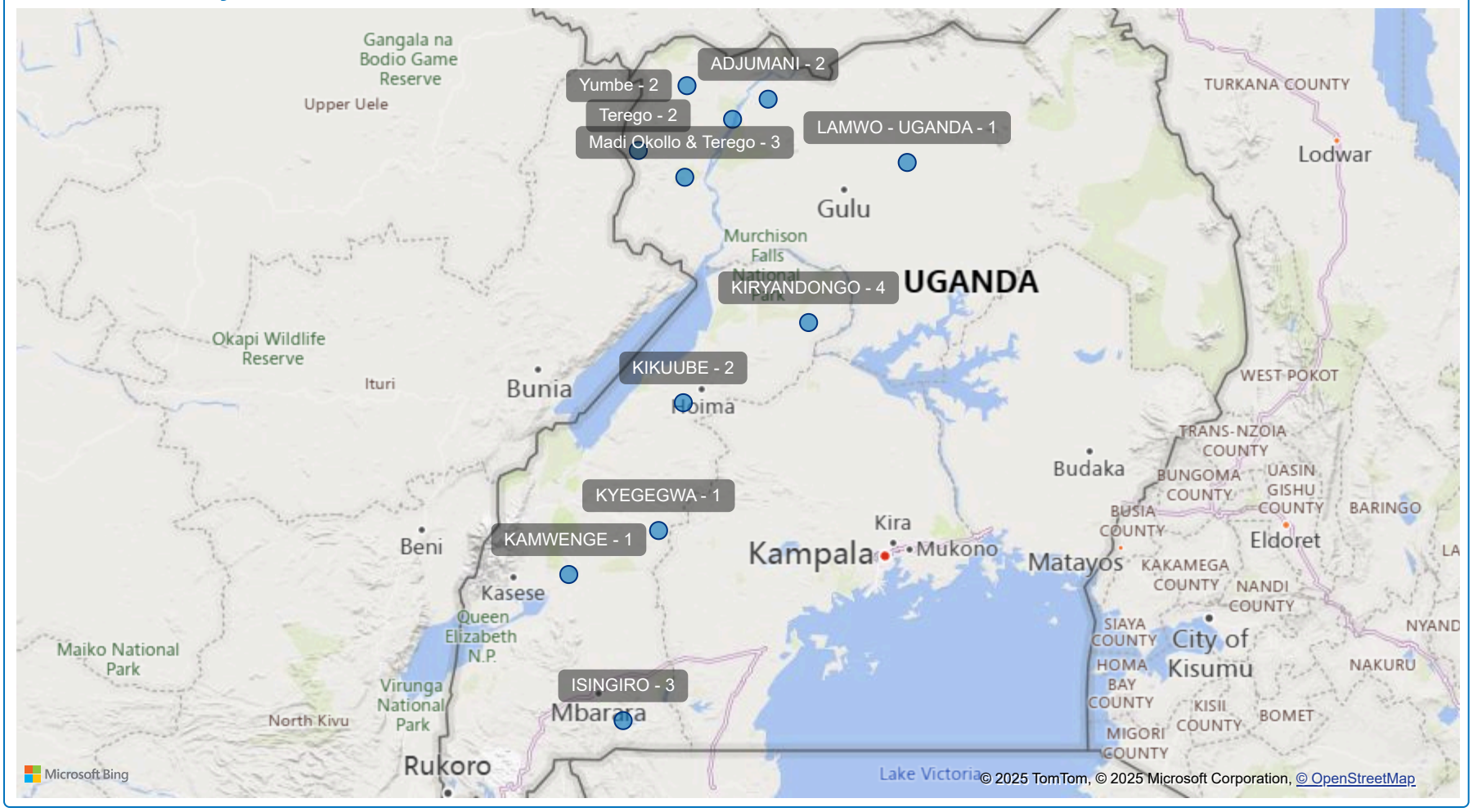

Achievements data: ActivityInfo (reported by sector lead)

Sectors contacts : Robert Mutiibwa (Ministry of Water)
mutiibwarobertkirya@gmail.com
+256752447894

Author: UNHCR Representation in Uganda
Simon Peter Odong (UNHCR)
odongs@unhcr.org
+256780140341

Feedback: ugakaimug@unhcr.org
Lalit Patra (UNICEF)
lpatra@unicef.org

For more info: https://data.unhcr.org/en/country/uga

Published: May 2025