UGANDA- POPULATION DASHBOARD

ANNEX III - SETTLEMENT PROFILES 30-Jun-2025

Adjumani

Total Population	Total Refugees
231,808	231,800
Total Households	Total Asylum-Seekers
29,858	8

Women and Children 190,609 — 82 %

Female 123,764 — 53 %

Elderly (60+) 7,417 — 3 %

Youth (15-24) 65,096 — 28 %

New Registration by Month

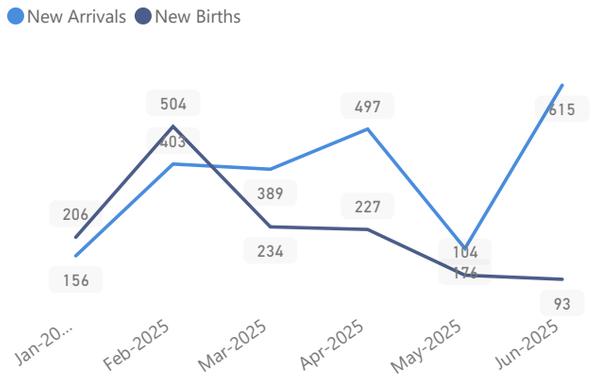

Main Hosting Locations

Zone	HHs	Individuals
Nyumanzi	4,947	47,915
Pagrinya	6,069	38,636
Ayilo I	2,949	28,558
Maaji II	2,590	18,867
Ayilo II	2,007	15,632
Maaji III	2,293	15,070
Boroli I	1,314	9,738
Mirieyi	1,033	9,179
Alere	852	7,880
Agojo	1,502	7,540
Baratuku	801	6,587
Mungula I	669	5,793
Olua I	611	5,359
Boroli II	672	4,643
Olua II	430	3,862
Mungula II	295	1,761
Oliji	238	1,593
Elema	182	969
Maaji I	83	575

Main Countries of Origin	Total
South Sudan	231,198
Sudan	359

Main Occupations

17% Have occupation

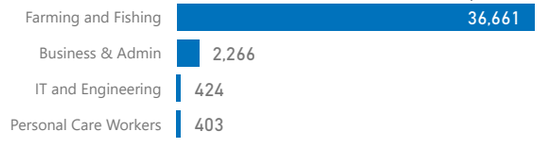

* Age is between 18 - 59 years for Occupation

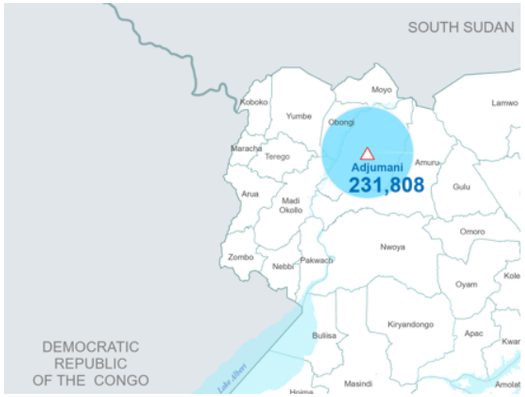

Age & Gender Breakdown

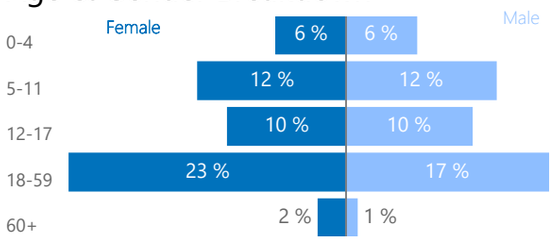

Main Specific Needs

21,081 — 14,354

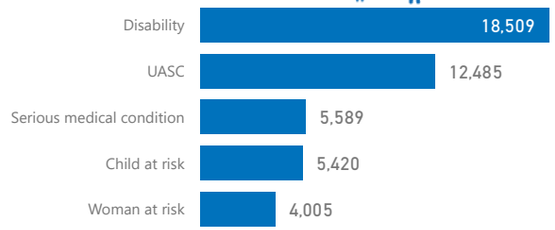

UGANDA- POPULATION DASHBOARD

ANNEX III - SETTLEMENT PROFILES 30-Jun-2025

Bidibidi

Total Population	Total Refugees
208,180	208,178
Total Households	Total Asylum-Seekers
36,796	2

Women and Children 169,619 — 81 %

Female 109,091 — 52 %

Elderly (60+) 5,822 — 3 %

Youth (15-24) 58,980 — 28 %

Main Hosting Locations

Zone	HHs	Individuals
Zone 3	9,296	49,088
Zone 2	7,542	46,671
Zone 5	8,121	43,117
Zone 1	6,444	39,848
Zone 4	5,392	29,446

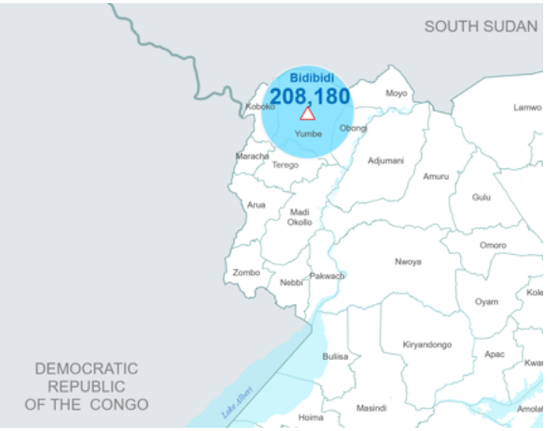

Main Countries of Origin

Main Countries of Origin	Total
South Sudan	208,025
Sudan	108
DR Congo	41
Ethiopia	3

Age & Gender Breakdown

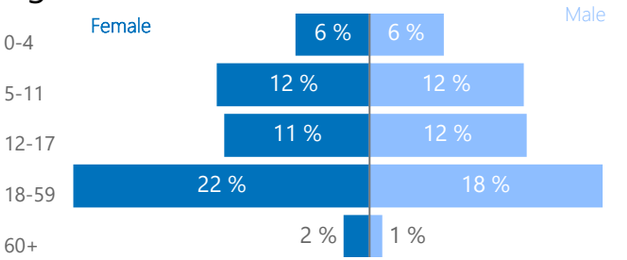

New Registration by Month

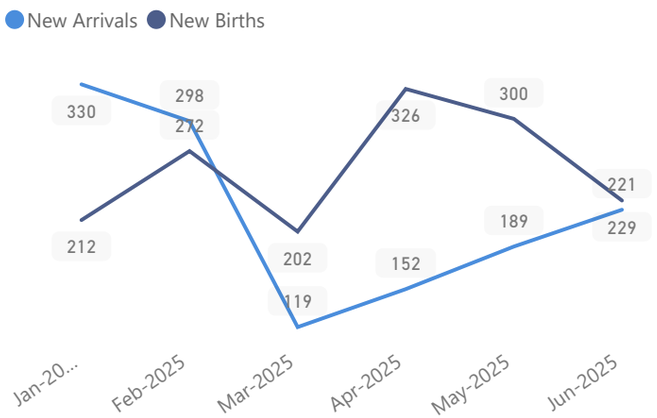

Main Occupations

15% Have occupation

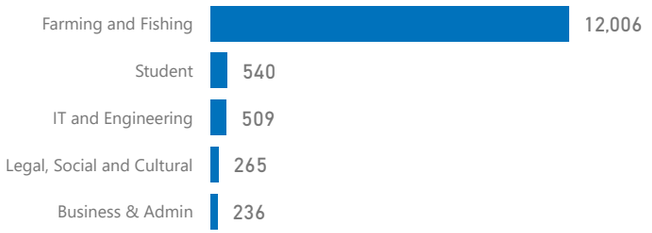

* Age is between 18 - 59 years for Occupation

Main Specific Needs

9,851 5,417

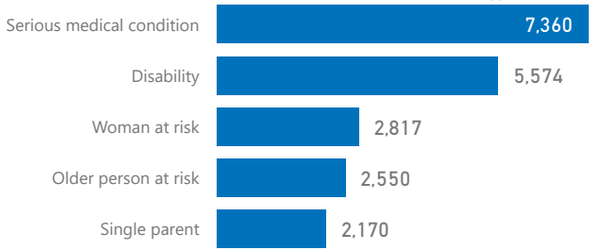

UGANDA- POPULATION DASHBOARD

ANNEX III - SETTLEMENT PROFILES 30-Jun-2025

Imvepi

Total Population	Total Refugees
73,893	73,863
Total Households	Total Asylum-Seekers
16,880	30

Women and Children 60,279 — 82 %

Female 39,230 — 53 %

Elderly (60+) 2,241 — 3 %

Youth (15-24) 18,527 — 25 %

Main Hosting Locations

Zone	HHs	Individuals
Zone 1	7,527	32,037
Zone 2	5,158	25,842
Zone 3	3,372	13,648
Zone 4	822	2,363
Zone A	1	1
Zone B	1	1

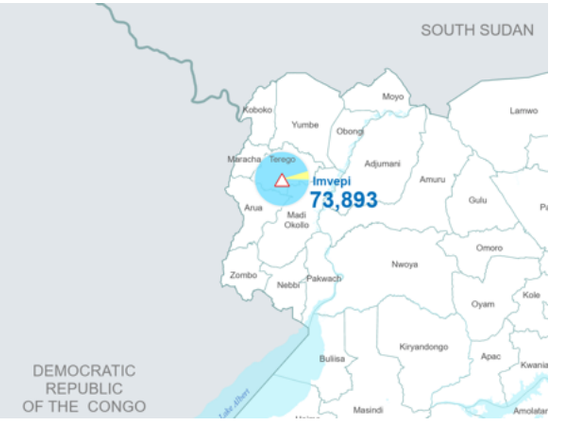

Main Countries of Origin

Main Countries of Origin	Total
South Sudan	70,021
DR Congo	3,465
Sudan	408
Ethiopia	1
Rwanda	1
United Republic of Tanzania	1

Age & Gender Breakdown

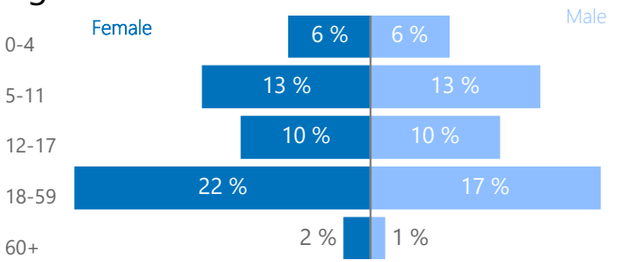

New Registration by Month

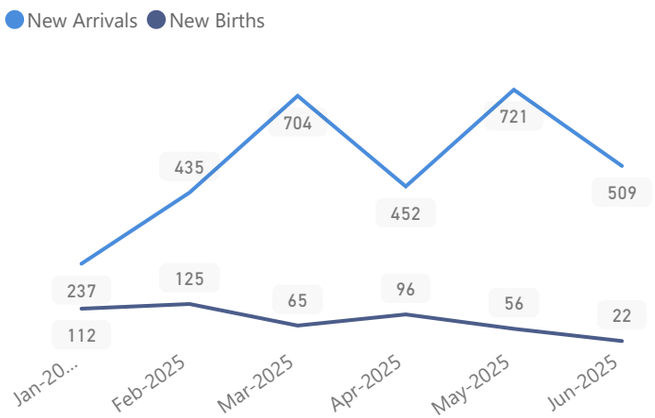

Main Occupations

19% Have occupation



* Age is between 18 - 59 years for Occupation

Main Specific Needs

6,913 4,222

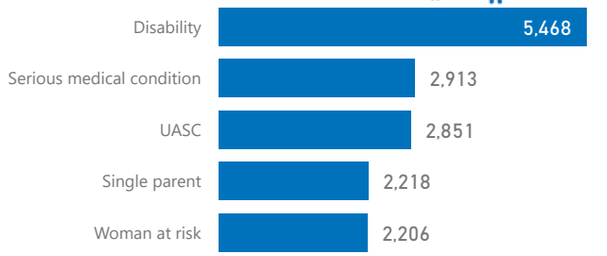

UGANDA- POPULATION DASHBOARD

ANNEX III - SETTLEMENT PROFILES 30-Jun-2025

Kampala

Total Population	Total Refugees
159,018	128,373
Total Households	Total Asylum-Seekers
96,779	30,645

Women and Children 94,375

59 %

Elderly (60+) 2,419

2 %

Female 71,982

45 %

Youth (15-24) 34,931

22 %

Main Hosting Locations

Zone	HHs	Individuals
Makindye Division	47,751	78,465
Kampala Central	28,420	39,151
Rubaga Division	16,130	30,756
Kawempe Division	2,758	5,361
Nakawa	1,109	3,081

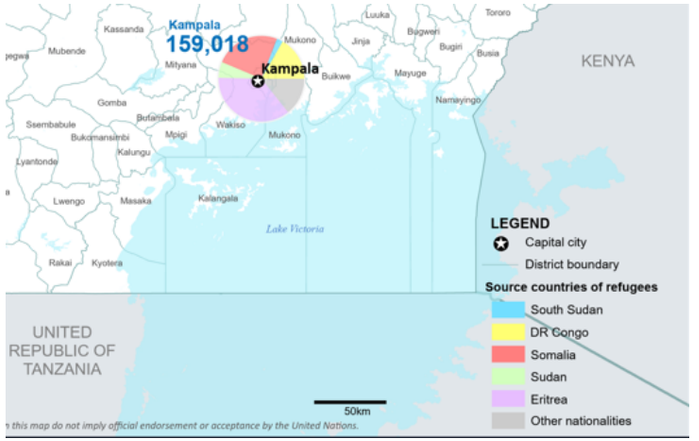

Main Countries of Origin

	Total
Eritrea	57,284
Somalia	39,086
DR Congo	26,605
Ethiopia	14,220

Age & Gender Breakdown

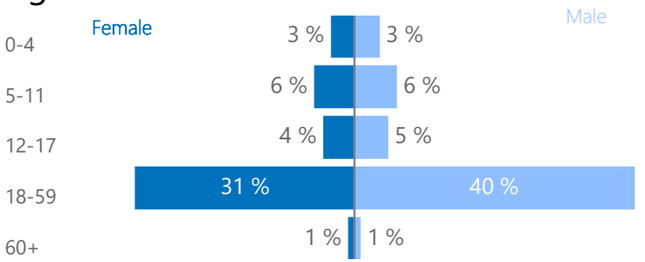

New Registration by Month

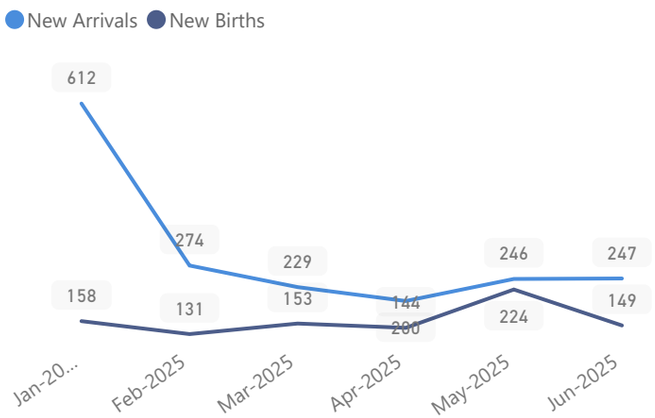

Main Occupations

4% Have occupation

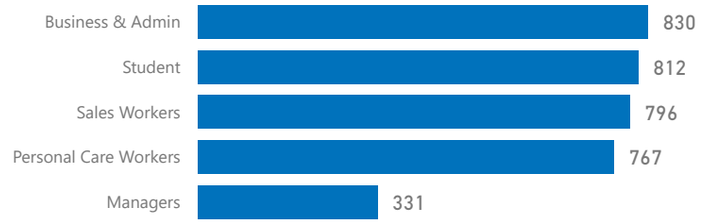

* Age is between 18 - 59 years for Occupation

Main Specific Needs

1,139 949

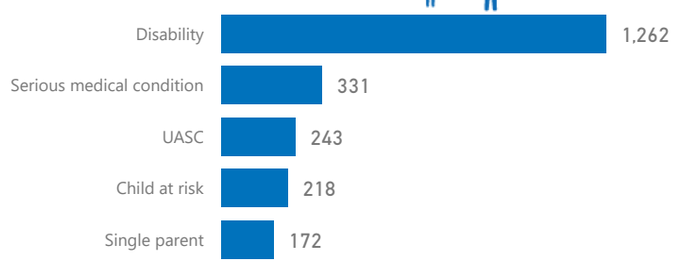

UGANDA- POPULATION DASHBOARD

ANNEX III - SETTLEMENT PROFILES 30-Jun-2025

Kiryandongo

Total Population	Total Refugees
158,224	158,161
Total Households	Total Asylum-Seekers
43,945	63

Women and Children 119,909 — 76 %

Female 80,588 — 51 %

Elderly (60+) 5,219 — 3 %

Youth (15-24) 44,040 — 28 %

Main Hosting Locations

Zone	HHs	Individuals
Ranch 1	30,971	98,451
Ranch 37	12,894	59,439

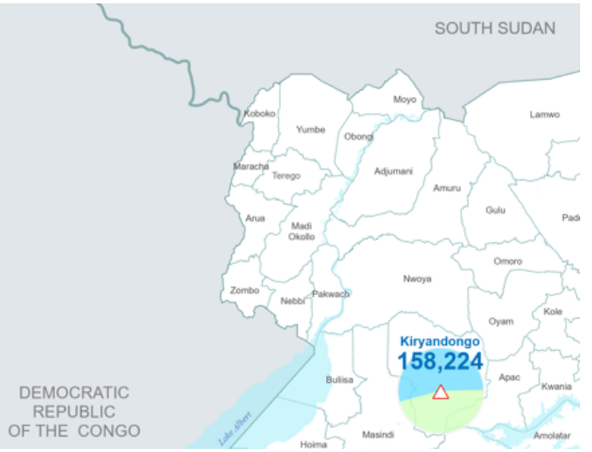

Main Countries of Origin

Main Countries of Origin	Total
South Sudan	85,428
Sudan	72,356
DR Congo	392
Kenya	192

Age & Gender Breakdown

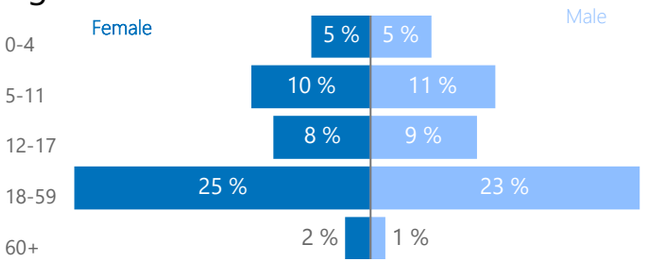

New Registration by Month

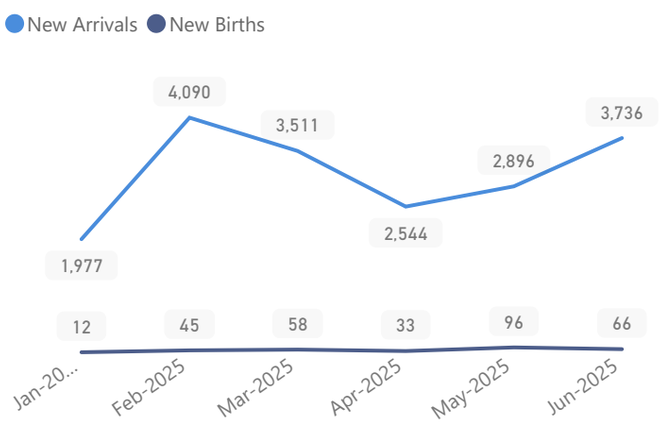

Main Occupations

9% Have occupation

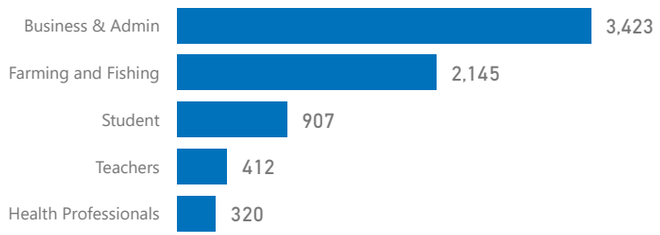

* Age is between 18 - 59 years for Occupation

Main Specific Needs

11,414 7,328

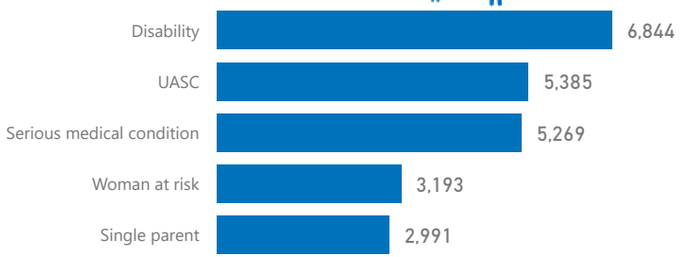

UGANDA- POPULATION DASHBOARD

ANNEX III - SETTLEMENT PROFILES 30-Jun-2025

Kyaka II

Total Population	Total Refugees
135,681	130,148
Total Households	Total Asylum-Seekers
35,671	5,533

Women and Children 107,292 — 79 %

Female 69,133 — 51 %

Elderly (60+) 3,795 — 3 %

Youth (15-24) 27,891 — 21 %

Main Hosting Locations

Zone	HHs	Individuals
Sweswe	7,019	25,029
Byabakora	5,682	22,565
Bwiriza	5,933	21,893
Mukondo	4,803	19,039
Itambabiniga	4,667	17,383

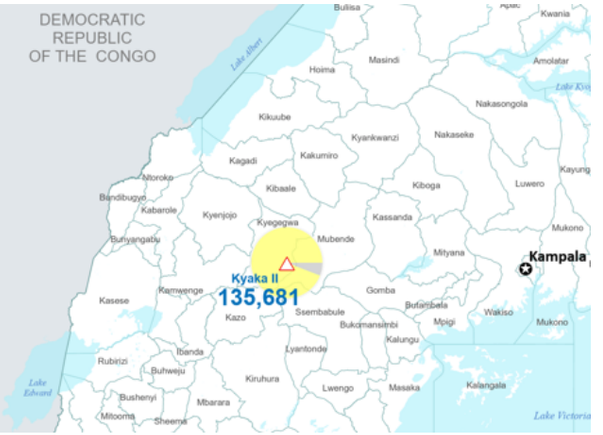

Main Countries of Origin

	Total
DR Congo	127,710
Rwanda	4,269
Burundi	3,568
South Sudan	59

Age & Gender Breakdown

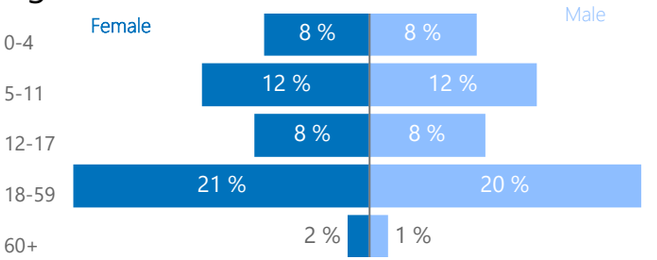

New Registration by Month

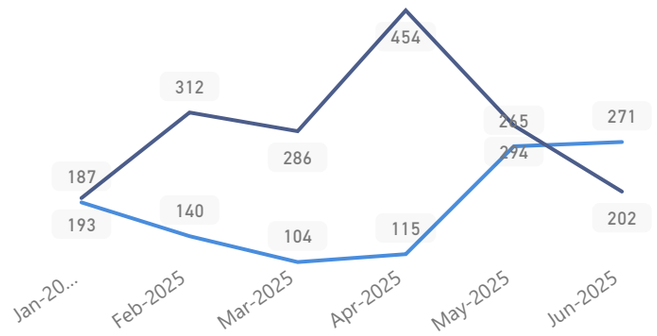

Main Occupations

19% Have occupation



* Age is between 18 - 59 years for Occupation

Main Specific Needs

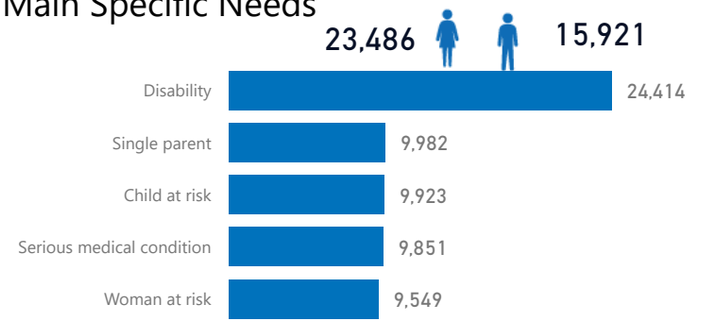

UGANDA- POPULATION DASHBOARD

ANNEX III - SETTLEMENT PROFILES 30-Jun-2025

Kyangwali

Total Population	Total Refugees
151,806	151,438
Total Households	Total Asylum-Seekers
45,076	368

Women and Children 123,346 — 81 %

Female 80,538 — 53 %

Elderly (60+) 5,237 — 3 %

Youth (15-24) 28,396 — 19 %

Main Hosting Locations

Zone	HHs	Individuals
Bukinda	5,180	11,415
Kyebitaka	2,654	11,337
Mombasa	1,989	7,804
Mukunyu A	2,782	7,779
Kentomi	2,378	7,439
Waibuga	2,182	7,412
Karuhinda	2,234	7,404
Kagoma	2,062	7,372
Malumba	1,927	6,537
Nyampindu	2,002	6,236

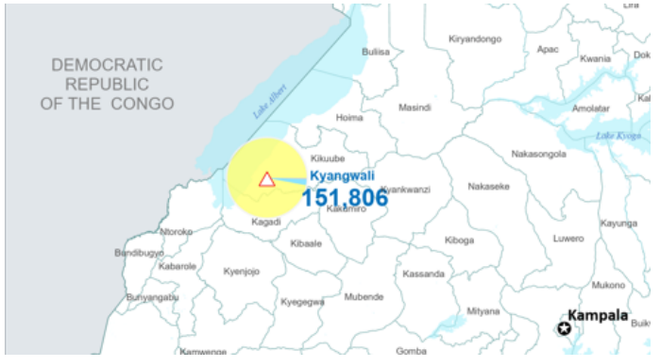

Main Countries of Origin

	Total
DR Congo	147,313
South Sudan	3,710
Rwanda	629
Burundi	132

Age & Gender Breakdown

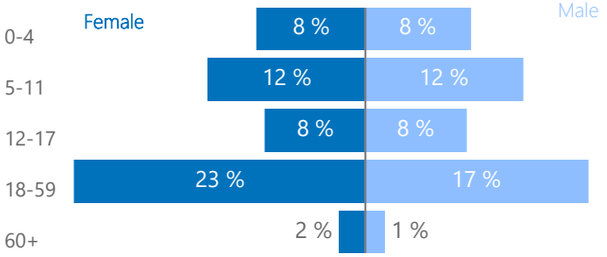

New Registration by Month

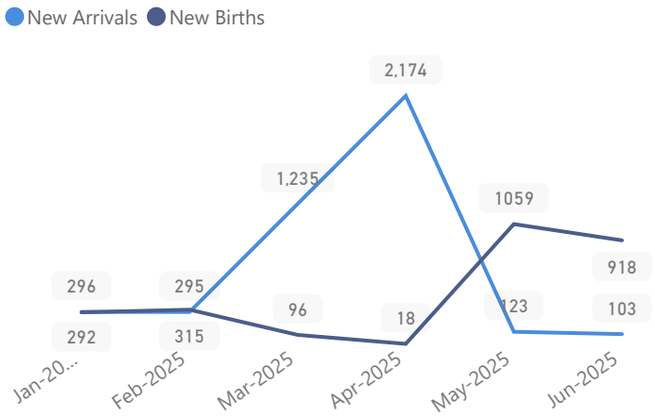

Main Occupations

38% Have occupation

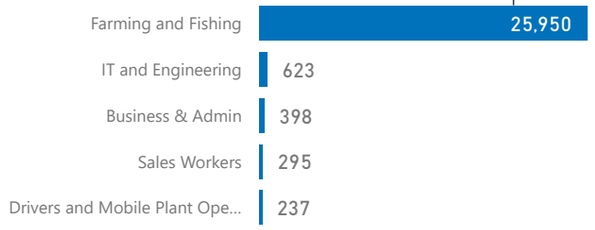

* Age is between 18 - 59 years for Occupation

Main Specific Needs

23,426 — 11,929

UGANDA- POPULATION DASHBOARD

ANNEX III - SETTLEMENT PROFILES 30-Jun-2025

Lobule

Total Population	Total Refugees
6,363	6,363
Total Households	Total Asylum-Seekers
973	0

Women and Children 5,158 — 81 %

Female 3,346 — 53 %

Elderly (60+) 213 — 3 %

Youth (15-24) 1,984 — 31 %

Main Hosting Locations

Zone	HHs	Individuals
Zone B	502	3,356
Zone A	471	3,007

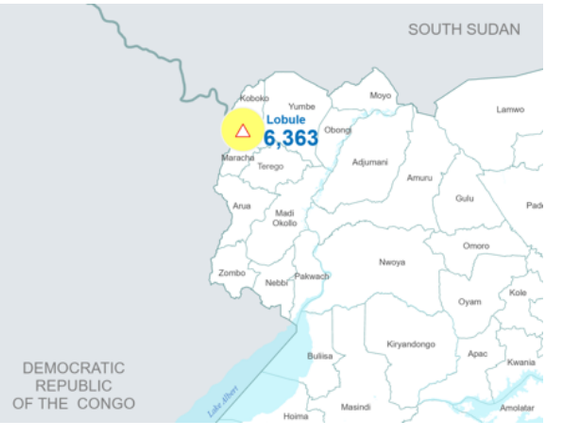

Main Countries of Origin

	Total
DR Congo	6,346
South Sudan	17
Somalia	1

Age & Gender Breakdown

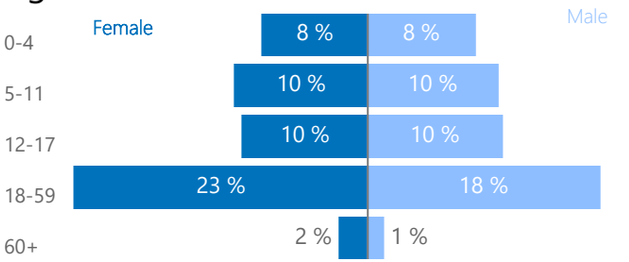

New Registration by Month

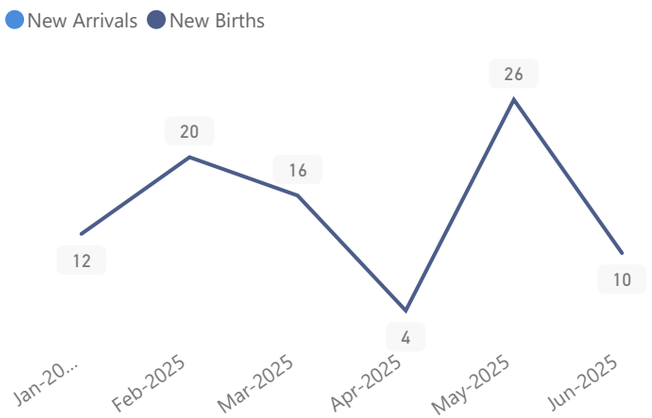

Main Occupations

30% Have occupation

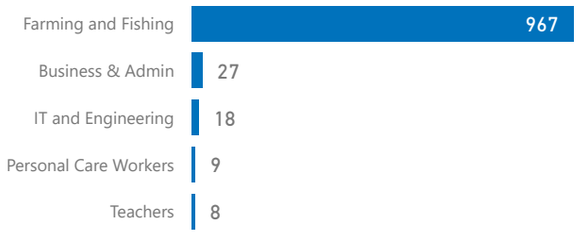

* Age is between 18 - 59 years for Occupation

Main Specific Needs

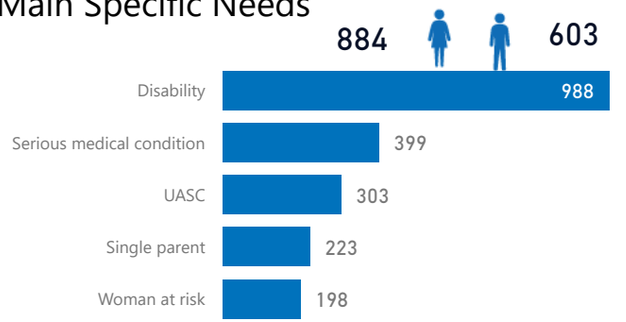

UGANDA- POPULATION DASHBOARD

ANNEX III - SETTLEMENT PROFILES 30-Jun-2025

Nakivale

Total Population	Total Refugees
266,228	264,202
Total Households	Total Asylum-Seekers
101,790	2,026

Women and Children 196,822 — 74 %

Female 133,682 — 50 %

Elderly (60+) 7,401 — 3 %

Youth (15-24) 65,117 — 24 %

Main Hosting Locations

Zone	HHs	Individuals
Rubondo	38,661	103,147
Juru	45,430	94,014
Base Camp	17,025	67,649

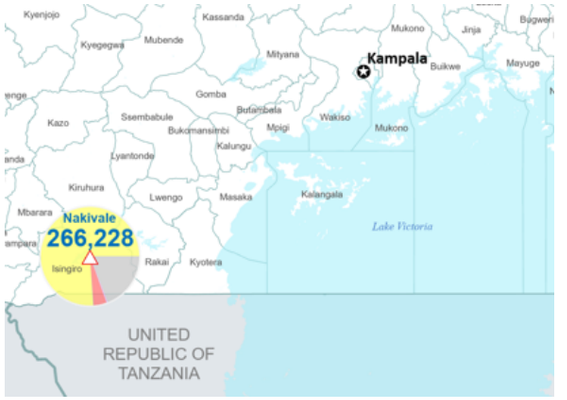

Main Countries of Origin

	Total
DR Congo	202,470
Burundi	34,310
Rwanda	15,266
Somalia	11,513

Age & Gender Breakdown

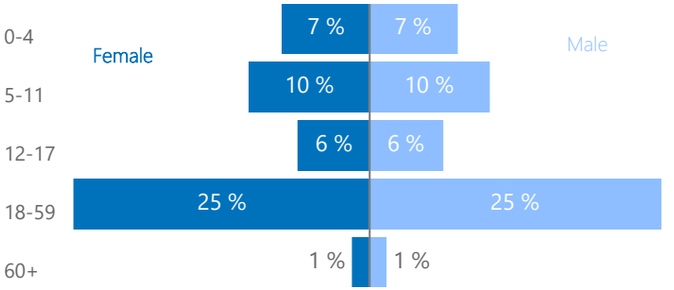

New Registration by Month

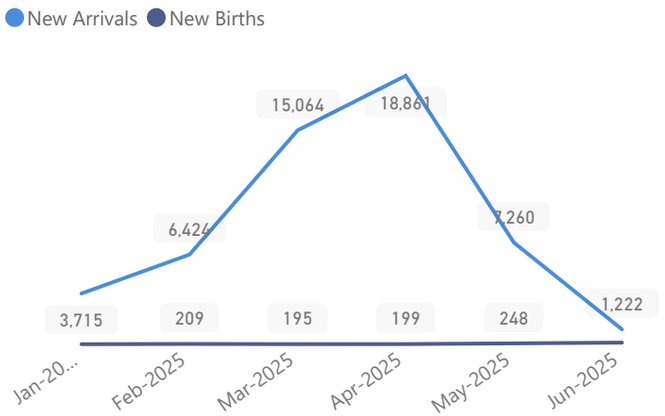

Main Occupations

15% Have occupation



* Age is between 18 - 59 years for Occupation

Main Specific Needs

24,328 16,379

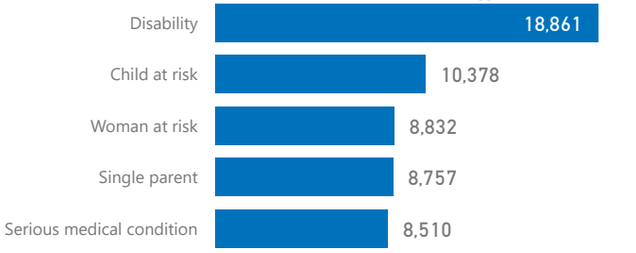

UGANDA- POPULATION DASHBOARD

ANNEX III - SETTLEMENT PROFILES 30-Jun-2025

Oruchinga

Total Population	Total Refugees
8,113	8,113
Total Households	Total Asylum-Seekers
1,734	0

Women and Children 6,336 — 78 %

Female 4,167 — 51 %

Elderly (60+) 290 — 4 %

Youth (15-24) 1,850 — 23 %

Main Hosting Locations

Zone	HHs	Individuals
Kifunjo	542	2,366
Michinga	432	2,099
Busheka	432	2,017

Main Countries of Origin

	Total
DR Congo	4,215
Rwanda	2,145
Burundi	1,692
South Sudan	66

Age & Gender Breakdown

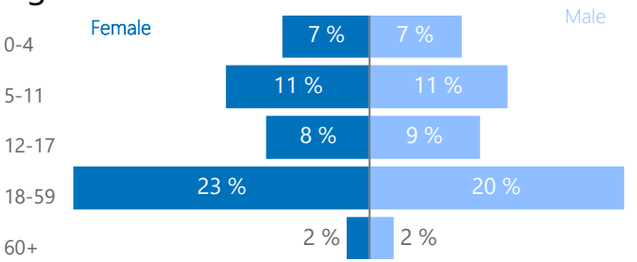

New Registration by Month

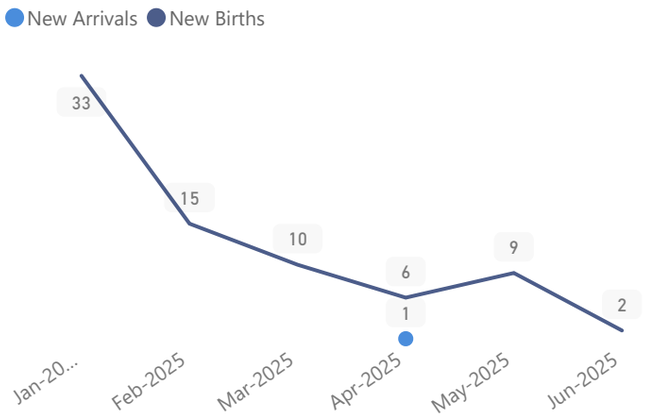

Main Occupations

32% Have occupation

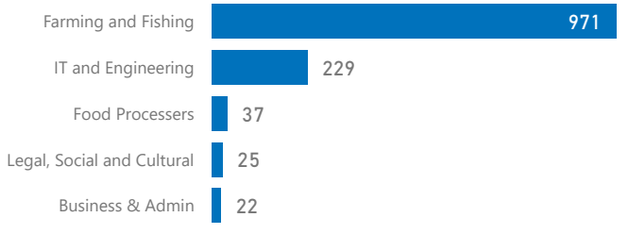

* Age is between 18 - 59 years for Occupation

Main Specific Needs

1,424 1,035

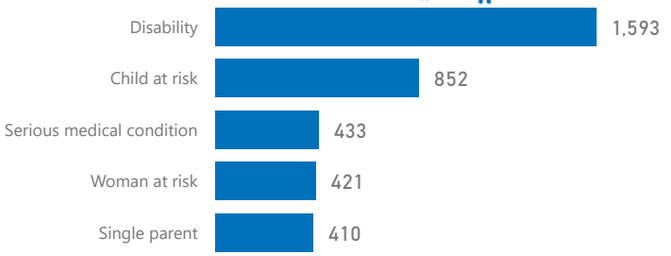

UGANDA- POPULATION DASHBOARD

ANNEX III - SETTLEMENT PROFILES 30-Jun-2025

Palabek

Total Population	Total Refugees
92,940	92,940
Total Households	Total Asylum-Seekers
19,709	0

Women and Children 76,811 — 83 %

Female 46,677 — 50 %

Elderly (60+) 1,643 — 2 %

Youth (15-24) 25,555 — 27 %

Main Hosting Locations

Zone	HHs	Individuals
Zone 6	3,841	18,976
Zone 8	3,314	13,889
Zone 5B	2,856	13,325
Zone 7	2,227	11,410
Zone 4	1,864	8,348
Zone 5A	1,398	7,921
Zone 3	1,124	5,942
Zone 9	1,001	4,769
Zone 1	1,005	4,215
Zone 2	1,068	4,116

Main Countries of Origin	Total
South Sudan	92,649
Sudan	244
DR Congo	47

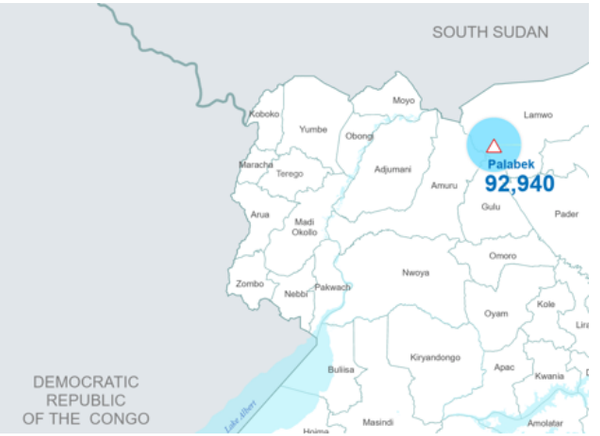

Age & Gender Breakdown

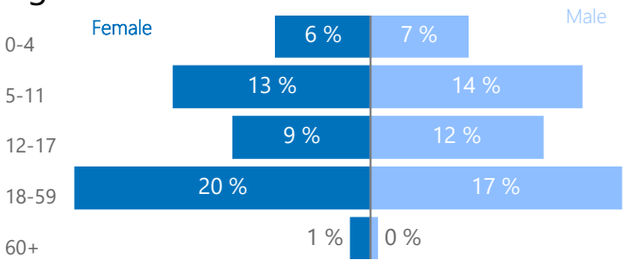

New Registration by Month

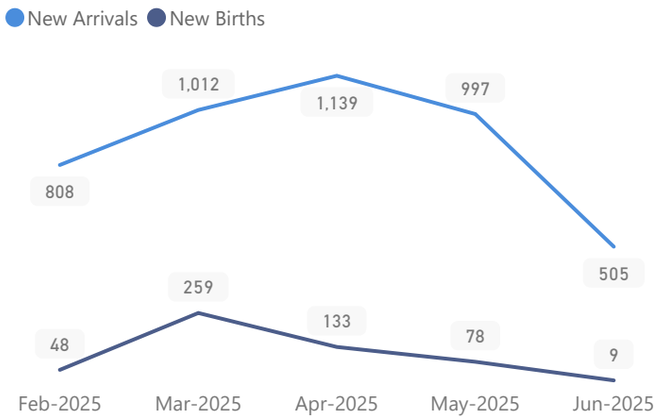

Main Occupations

14% Have occupation

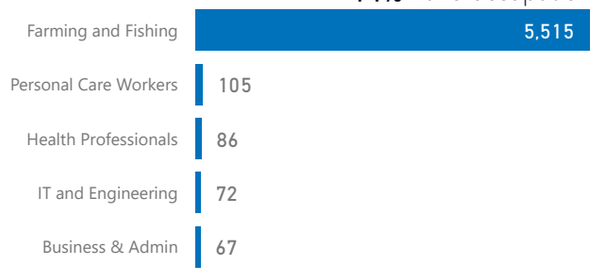

* Age is between 18 - 59 years for Occupation

Main Specific Needs

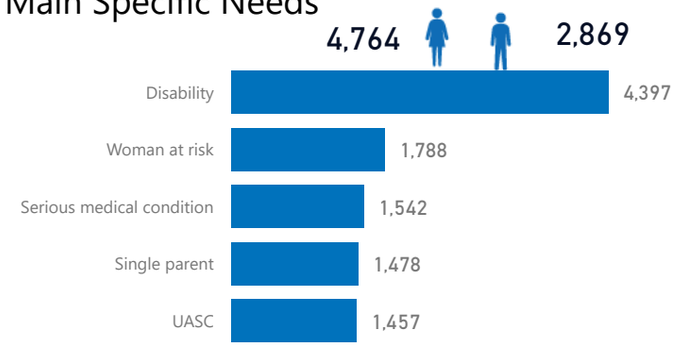

UGANDA- POPULATION DASHBOARD

ANNEX III - SETTLEMENT PROFILES 30-Jun-2025

Palorinya

Total Population	Total Refugees
141,256	141,254
Total Households	Total Asylum-Seekers
28,510	2

Women and Children 111,278 — 79 %

Female 74,214 — 53 %

Elderly (60+) 5,764 — 4 %

Youth (15-24) 37,988 — 27 %

Main Hosting Locations

Zone	HHs	Individuals
Morobi	9,572	47,745
Dongo West	5,204	25,510
Chinyi	4,372	20,140
Basecamp Ibakwe	2,750	15,528
Dongo East	2,934	14,596
Belemaling	2,103	10,584
Budri	1,572	7,144

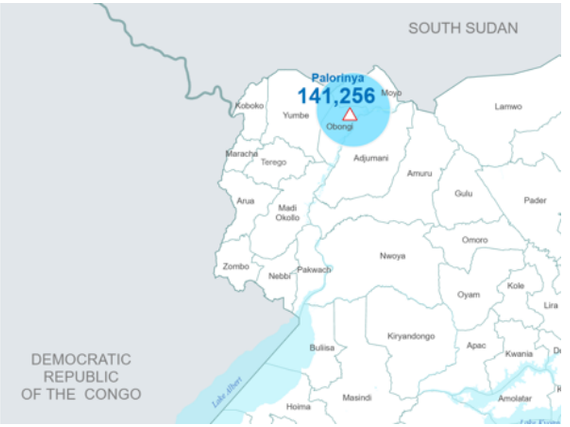

Main Countries of Origin

	Total
South Sudan	141,160
DR Congo	53
Sudan	41
Congo, Republic of the	1

Age & Gender Breakdown

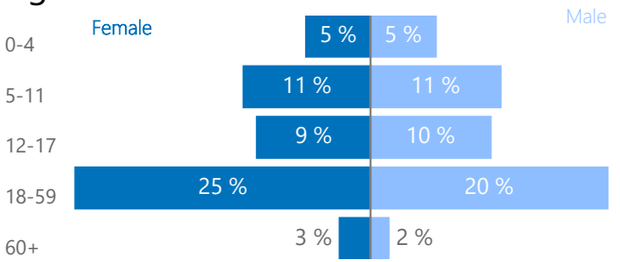

New Registration by Month

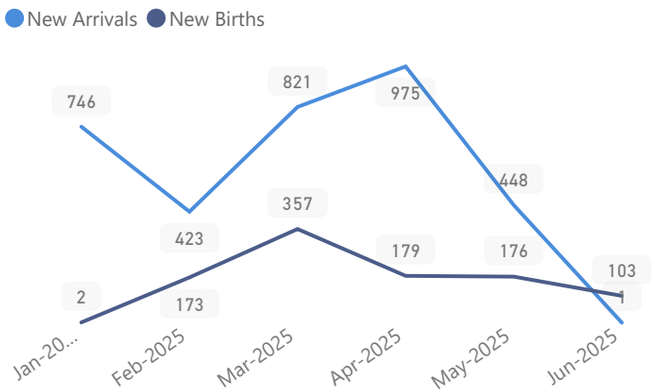

Main Occupations

12% Have occupation

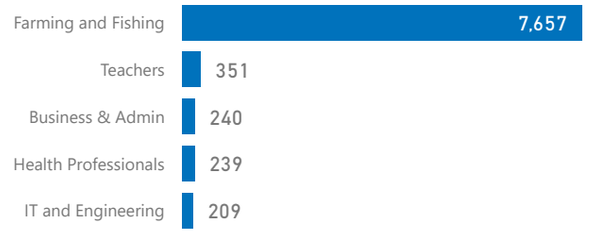

* Age is between 18 - 59 years for Occupation

Main Specific Needs

12,743 7,210

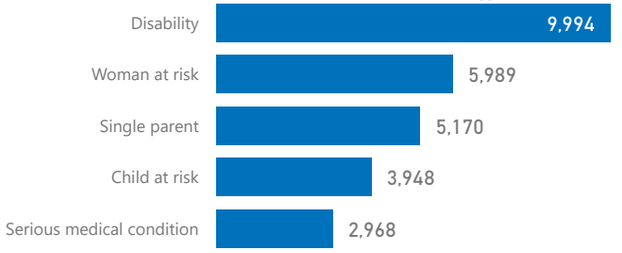

UGANDA- POPULATION DASHBOARD

ANNEX III - SETTLEMENT PROFILES 30-Jun-2025

Rhino

Total Population	Total Refugees
190,671	190,602
Total Households	Total Asylum-Seekers
37,226	69

Women and Children 154,232

81 %

Female 96,674

51 %

Elderly (60+) 3,786

2 %

Youth (15-24) 54,078

28 %

Main Hosting Locations

Zone	HHs	Individuals
Zone 7	10,370	52,294
Zone 2	8,145	32,993
Zone 3	7,052	32,690
Zone 6	4,990	27,397
Zone 1	2,368	16,101
Zone 5	1,873	14,729
Zone 4	2,425	14,455

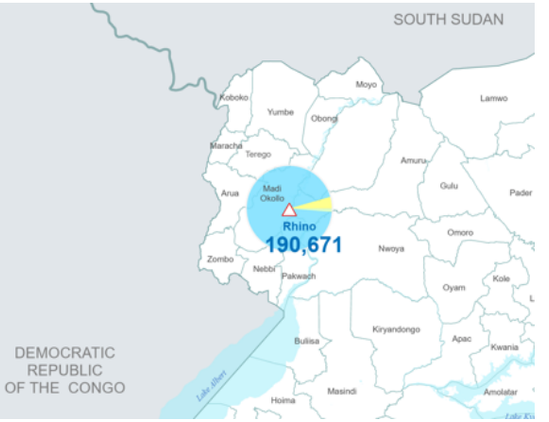

Main Countries of Origin

	Total
South Sudan	179,828
DR Congo	8,410
Sudan	2,320
Rwanda	36

Age & Gender Breakdown

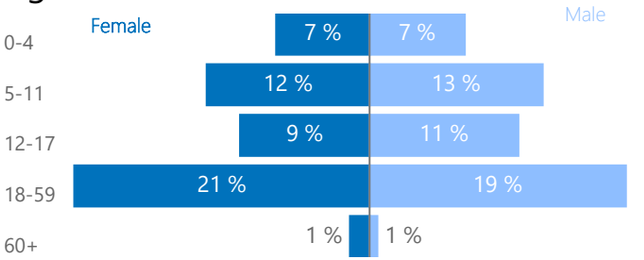

New Registration by Month

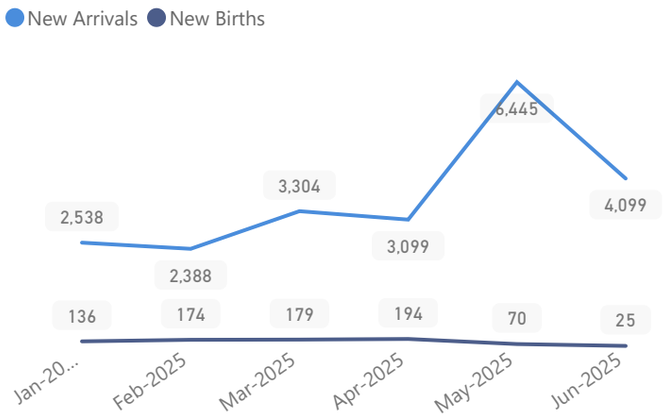

Main Occupations

7% Have occupation

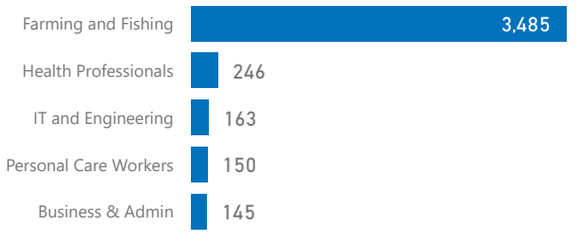

* Age is between 18 - 59 years for Occupation

Main Specific Needs

18,278 13,143

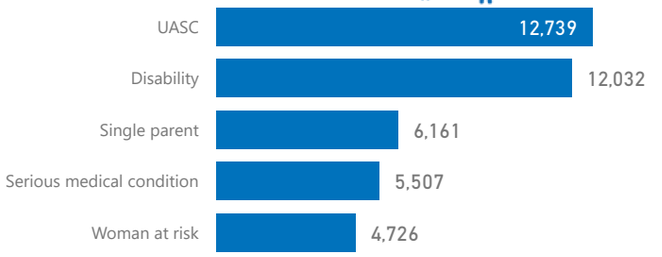

UGANDA- POPULATION DASHBOARD

ANNEX III - SETTLEMENT PROFILES 30-Jun-2025

Rwamwanja

Total Population	Total Refugees
103,412	102,160
Total Households	Total Asylum-Seekers
24,506	1,252

Women and Children 83,230 — 80 %

Female 53,084 — 51 %

Elderly (60+) 2,897 — 3 %

Youth (15-24) 21,493 — 21 %

Main Hosting Locations

Zone	HHs	Individuals
Kyempango	10,982	39,867
Kaihora	3,328	14,049
Mahani	2,354	11,165
Ntenungi	1,868	9,360
Nkoma	1,767	9,013
Base Camp	1,889	8,627
Mahiga	956	4,542
Kikuura	566	2,765
Waijagahe	433	2,218
Buguta	340	1,744

Main Countries of Origin	Total
DR Congo	102,850
Rwanda	325
South Sudan	168
Burundi	64

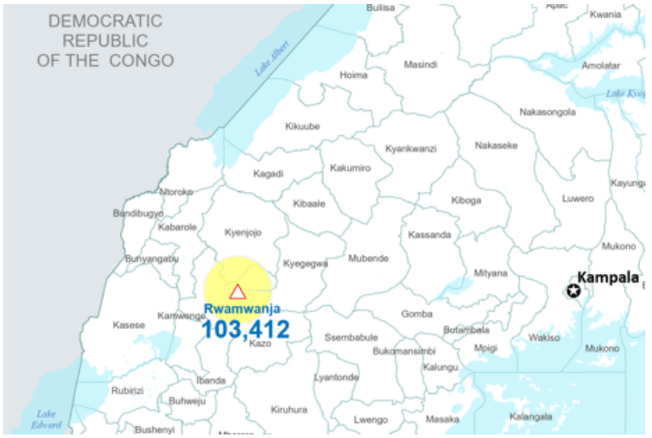

Age & Gender Breakdown

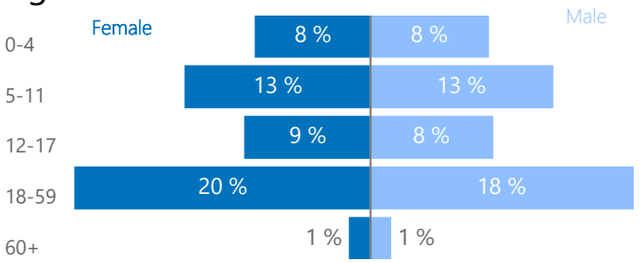

New Registration by Month

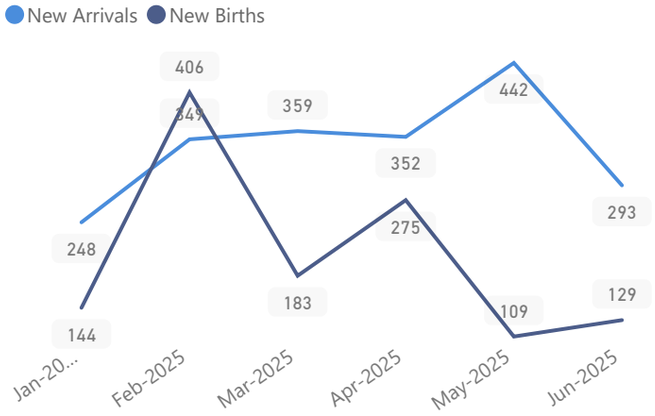

Main Occupations

42% Have occupation

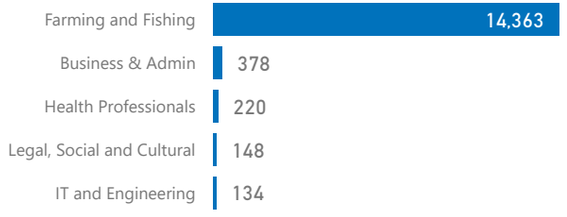

* Age is between 18 - 59 years for Occupation

Main Specific Needs
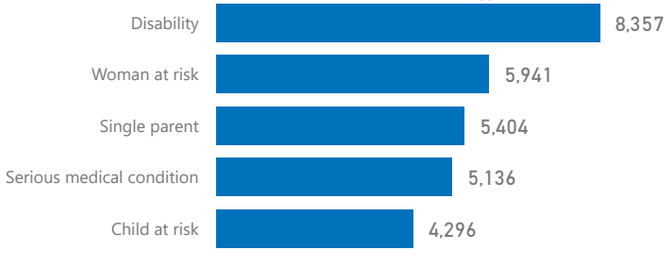
12,561 7,657