



INTRODUCTION

In response to the Ministry of Interior's (MoI) decision of 26 September 2023 to enact an "Illegal Foreigners' Repatriation Plan", UNHCR, the UN Refugee Agency and IOM, the UN Migration Agency, have collated their data on the arrest, detention, and deportation of Proof of Registration (PoR) holders, Afghan Citizen Card (ACC) holders, and undocumented Afghan nationals as well as on the outflows of Afghan nationals at the Torkham, Ghulam Khan, Chaman, Badini and Bahramcha border crossing points, to better understand the protection environment and movements of Afghan nationals returning to Afghanistan from Pakistan.

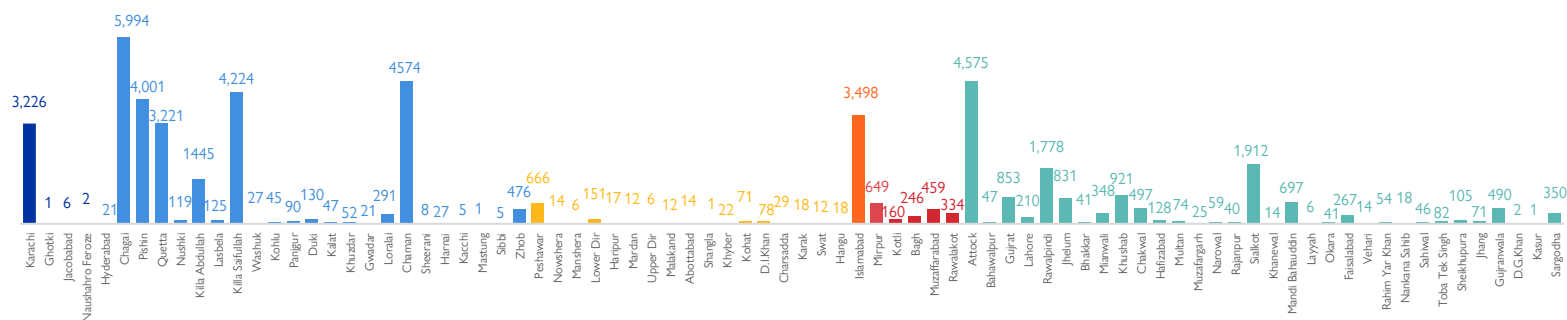
From January – February 2025, the Government of Pakistan (GoP) issued a directive, requiring Afghan nationals in Pakistan to relocate from Islamabad Capital Territory (ICT) and Rawalpindi, or else face deportation. In response, on 5 February 2025, UNHCR and IOM issued a [joint press statement](#). Further announcements followed on the implementation of the second phase of the "IFRP", targeting ACC holders in addition to undocumented Afghans to return to Afghanistan. These decisions have resulted in an uptick in arrests, detentions and deportations of Afghan nationals, particularly in April 2025. At present, the PoR card validity is yet to be extended, following its expiration on 30 June 2025.

KEY FINDINGS AND LIMITATIONS

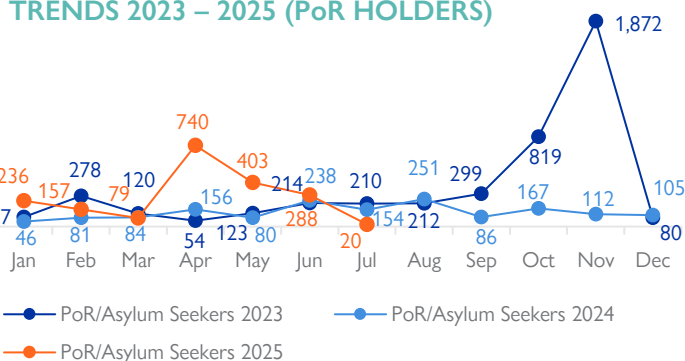
Prior to 2023, there was no data collected on the arrest and detention of ACC holders or undocumented Afghan nationals. Since January 2023, IOM has started to collect this data. The figures, particularly of undocumented Afghan nationals, should be considered underreported.

- During the reporting period (29 June – 5 July), a total of 1,567 Afghan nationals were arrested and detained, marking a 27% decrease compared to the previous week.
- Overall, arrests and detentions decreased by 78% between the recent peak in April 2025 and June 2025.
- Out of all arrests and detentions during the reporting period (29 June – 5 July), ACC holders and undocumented Afghans represented 98% of the total rate of arrest and detentions.
- During the reporting period (29 June – 5 July), 84% of the total arrests and detentions took place in Balochistan.
- Across Pakistan, the top three districts for arrest and detention between 1 January and 5 July 2025 are Chaghi (Balochistan), Attock (Punjab), and Chaman (Balochistan).

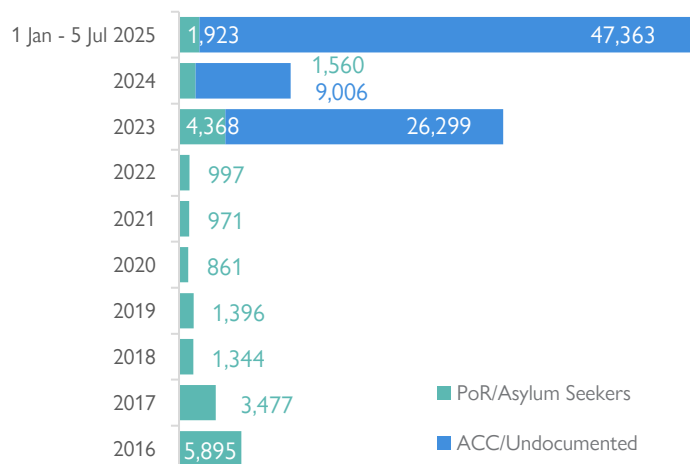
NO. OF ARRESTS BY DISTRICTS (1 January – 5 July 2025)



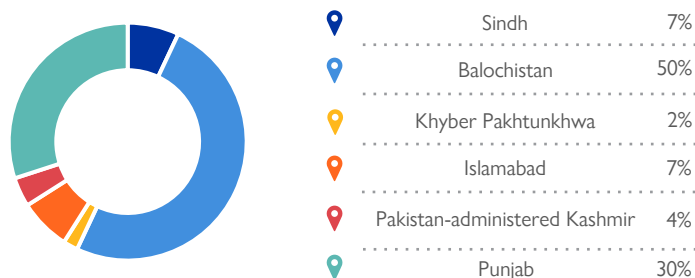
MONTHLY ARRESTS AND DETENTION TRENDS 2023 – 2025 (PoR HOLDERS)



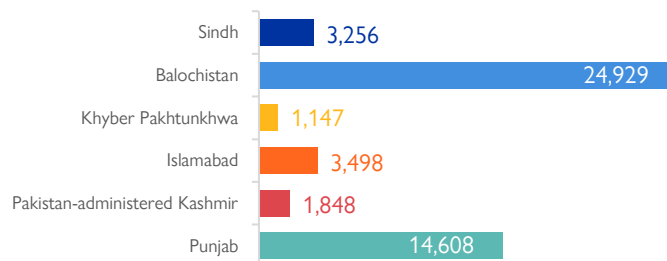
ARREST AND DETENTION BY YEARS



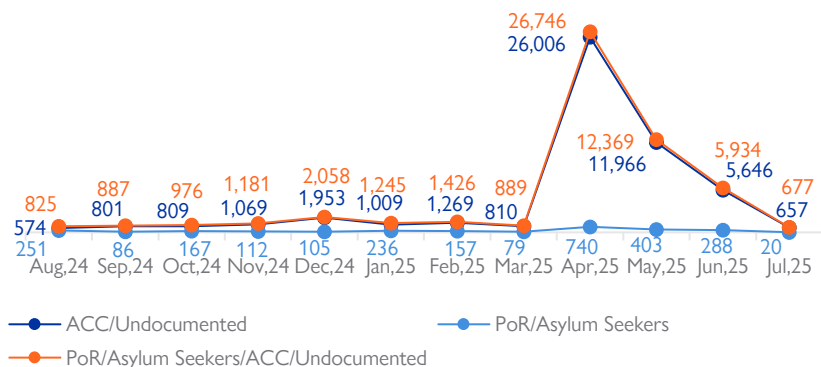
% OF ARRESTS BY LOCATION (1 January – 5 July 2025)



NO. OF ARRESTS BY PROVINCE (1 January – 5 July 2025)



MONTHLY ARRESTS AND DETENTION ANALYSIS 2024 – 2025



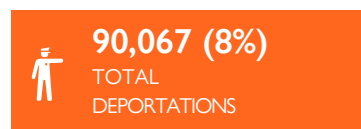
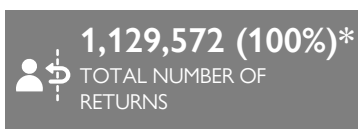


IOM border monitor conducting an interview at Torkham border. [IOM Pakistan 2025]

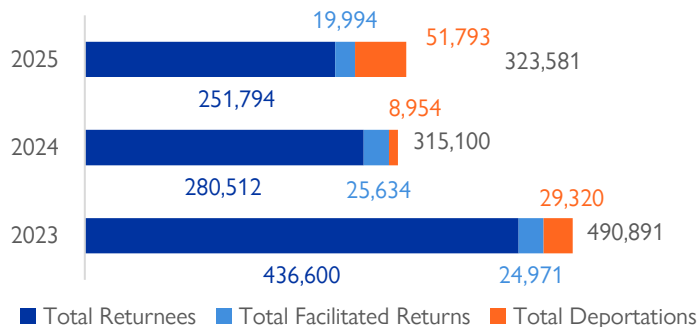
KEY FINDINGS

- Cumulatively, from 15 September 2023 to 5 Jul 2025, 1,129,572 individuals have returned.
- During the period 29 June – 5 July 2025, UNHCR and IOM estimate 11,517 Afghans returned through the Torkham, Ghulam Khan (located in Khyber Pakhtunkhwa), Chaman, Badini and Bahramcha (located in Balochistan) border crossing points to Afghanistan.
- The number of returns and deportations have decreased, (29 June – 5 July; 11,517 returns and 1,526 deportations) compared to returns and deportations in the week prior to that (22 – 28 June; 13,500 returns and 2,041 deportations). Returns decreased by 15%, and deportations decreased by 25% compared to the last week (22 – 28 June). The decrease in returns follows a temporary rise in movements that typically occurs in the two weeks after Eid. The drop in deportations is linked to a slowdown in crackdown operations, particularly in Punjab and parts of Balochistan.
- For the returns from 29 June – 5 July 2025, most of the returnees were undocumented (58%), followed by PoR holders (32%), and ACC holders (10%). Majority of the PoR returns are facilitated by UNHCR.
- Since 1 April, 275,539 Afghan nationals returned, of which 48,696 were deported.
- Since the beginning of April, fear of arrest is the most common reason to return among undocumented/ACC holders (93%) and PoR holders (63%).
- During the same time period, returnees were most likely to return from Quetta (14%), Karachi Central (12%) and Killa Abdullah (12%) in Pakistan and intend to go to Kabul (22%), Kunduz (18%) and Nangarhar (17%) in Afghanistan.

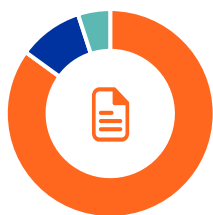
CUMULATIVE – 2023, 2024 AND 2025



Period	Total Number of Returns	Total Returnees	Total Facilitated Returnees	Total Deportees
15 Sep – 31 Dec 2023	490,891	436,600	24,971	29,320
1 Jan – 31 Dec 2024	315,100	280,512	25,634	8,954
1 Jan – 5 Jul 2025	323,581	251,794	19,994	51,793
Total	1,129,572	968,906	70,599	90,067

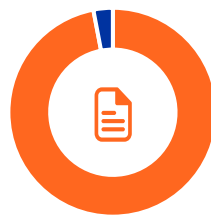


DOCUMENTATION – TOTAL NUMBER OF RETURNEES



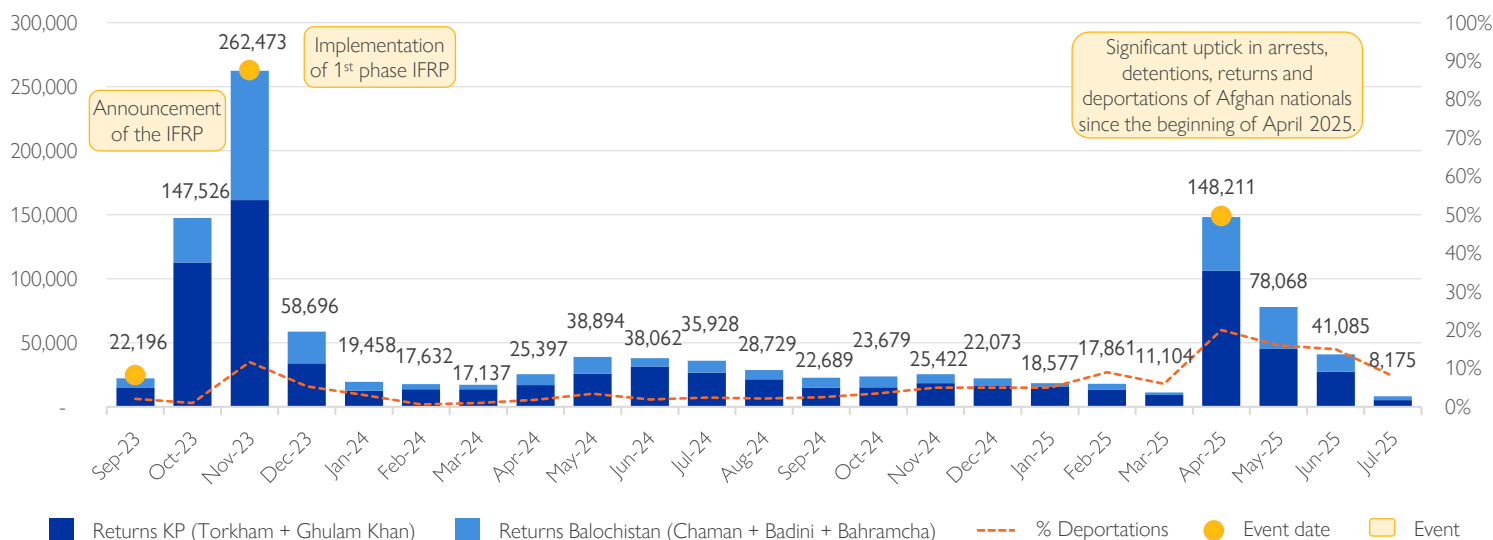
Undocumented	962,009 (85%)
PoR holder ***	113,535 (10%)
ACC holder	54,028 (5%)

DOCUMENTATION – TOTAL DEPORTEES



ACC/Undocumented	87,664 (97%)
PoR holder ***	2,403 (3%)

TOTAL RETURNS AND % DEPORTATIONS | 15 SEPTEMBER 2023 – 5 JUL 2025

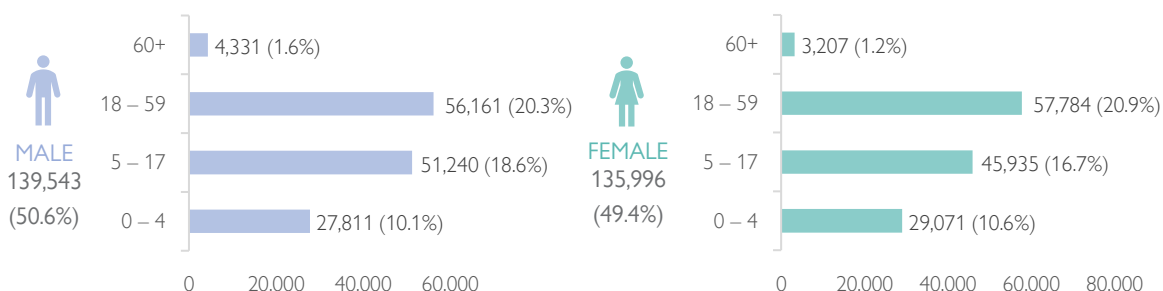


* This number includes returnees who received post-arrival assistance by the IOM-led Border Consortium in Afghanistan at Torkham and Spin Boldak border crossing points.

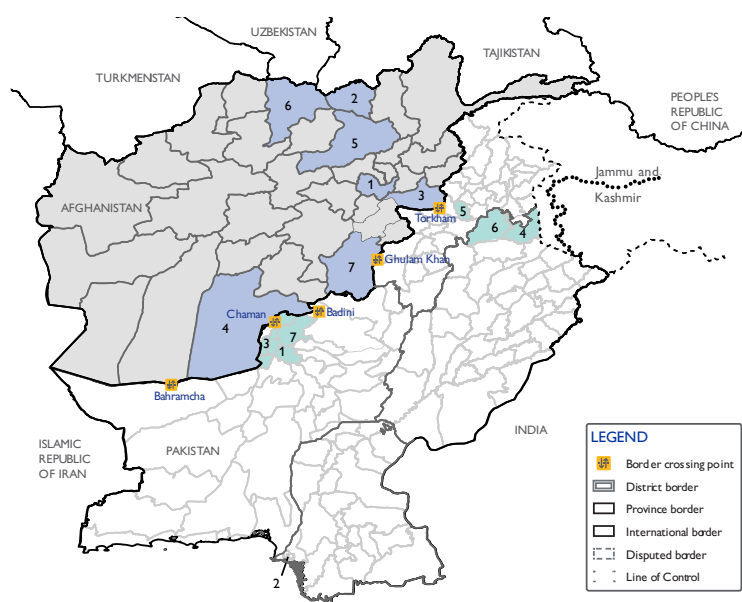
** The number refers to facilitated PoR returns through VRCs who crossed the border during the reporting period.

*** This figure refers to PoR holders based on interviews conducted with returnees in Afghanistan.

AGE AND GENDER****

275,539TOTAL NUMBER OF
RETURNS SINCE 1 APRIL 2025

DISTRICT OF ORIGIN IN PAKISTAN AND PROVINCE OF DESTINATION IN AFGHANISTAN*****



DISTRICT OF ORIGIN (TOP 7)

1. Quetta	14%
2. Karachi Central	12%
3. Killa Abdullah	12%
4. Rawalpindi	11%
5. Peshawar	8%
6. Attock	8%
7. Pishin	5%

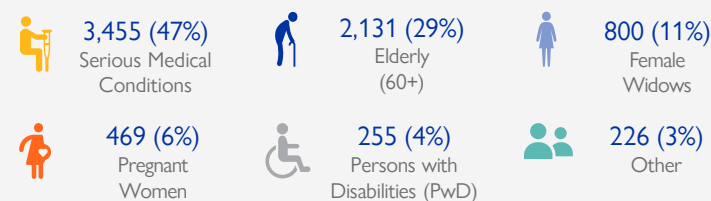
PROVINCE OF DESTINATION (TOP 7)

1. Kabul	22%
2. Kunduz	18%
3. Nangarhar	17%
4. Kandahar	12%
5. Baghlan	6%
6. Balkh	6%
7. Paktya	4%

This section only applies to ACC holders and undocumented Afghans

TYPE OF VULNERABILITY

(Expressed as a percentage of the total numbers of vulnerable persons)



TOP 5 REASONS FOR LEAVING PAKISTAN

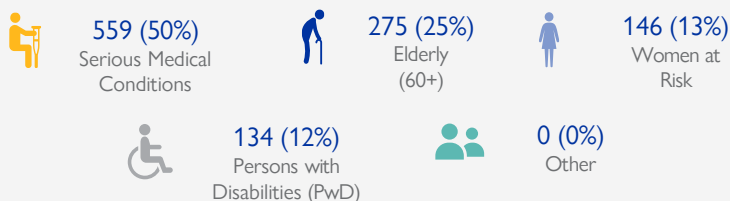
(Multiple answers can exceed 100%, N = 11,846)



This section only applies to PoR holders

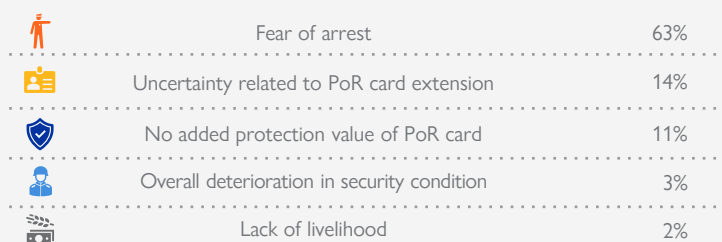
TYPE OF VULNERABILITY

(Expressed as a percentage of the total numbers of vulnerable persons)



TOP 5 REASONS FOR LEAVING PAKISTAN

(Multiple answers can exceed 100%, N = 1,825)



**** The figures shown in this visual are based on gender and age aggregated figures from UNHCR and IOM, which were available for 40 per cent (110,428 individuals) of the total returns and then applied to the total return figure since 1 April 2025. For the remaining 60 per cent, no age/gender disaggregated data is available.

***** Disclaimer: Dotted line represents approximately the line of control in Jammu and Kashmir agreed upon by India and Pakistan. The final status of Jammu and Kashmir has not yet been agreed upon by the parties. The designations employed and the presentation of material on this map do not imply the expression of any opinion whatsoever on the part of IOM or United Nations concerning the legal status of any country, territory, city or area or of its authorities, or concerning the delimitation of its frontiers or boundaries. This document was produced jointly by IOM and UNHCR. The opinions expressed in the report are those of the authors and do not necessarily reflect the views of IOM or UNHCR. The designations employed and the presentation of material throughout the report do not imply the expression of any opinion whatsoever concerning the legal status of any country, territory, city or area, or of its authorities, or concerning its frontiers or boundaries.