UNHCR The UN Refugee Agency | CORE

SYRIAN ARAB REPUBLIC

Syria governorates IDPs and IDP returnees overview

As of 24 July 2025

Key Figures

In Syria, an es timated **7.4 million** individuals remain internally displaced (IDPs), residing both within communi ties and in ID P sites. As of 24 July 2025, **5.1 million** are estimated to be living outside IDP sites, while **1.35 million** reside in 1,671 IDP sites and camps in Northwest Syria (NWS) and Northeast Syria (NES).

The events of November 27, 2024, and recent incidents have triggered further displacement, with over **897,937** new IDPs reported as of July 24th, 2025.

At the same time, IDP returns continue, with 1,515,525 individuals reported to have returned home since November 27, 2024, including 811,219 returning from IDP sites since December 8, 2024

7,408,944 Estimated IDPs within Syria

5,114,053 Estimated IDPs residing outside IDP sites

1,648,799 Estimated IDPs inside IDP sites (CCCM Cluster)

1,587,456 Estimated IDP returnees from 27 Nov 2024 - 24 July 2025

737,818 Estimated IDPs in sites who departed from IDP sites since 08 Dec 2024 (CCCM Cluster)

1,782 Current IDPs sites in Syria (CCCM Cluster)

IDPs age and gender breakdown

(Estimated using standard Syria SADD*)

3,741,719 Female

3,667,225 Male

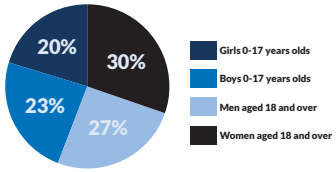

IDP returnees age and gender breakdown

(Estimated using standard Syria SADD*)

779,570 Female

807,886 Male

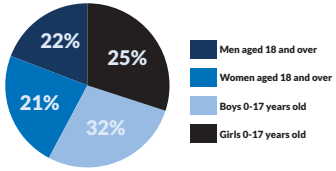

% IDPs by governorate

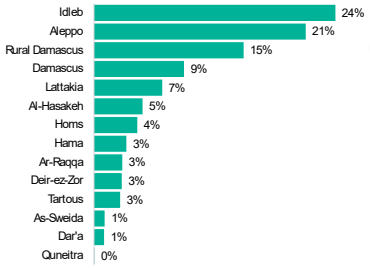

% IDP returnees by governorate

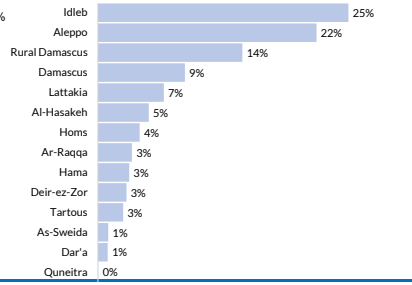

Locations of IDPs and IDP returnees by governorate

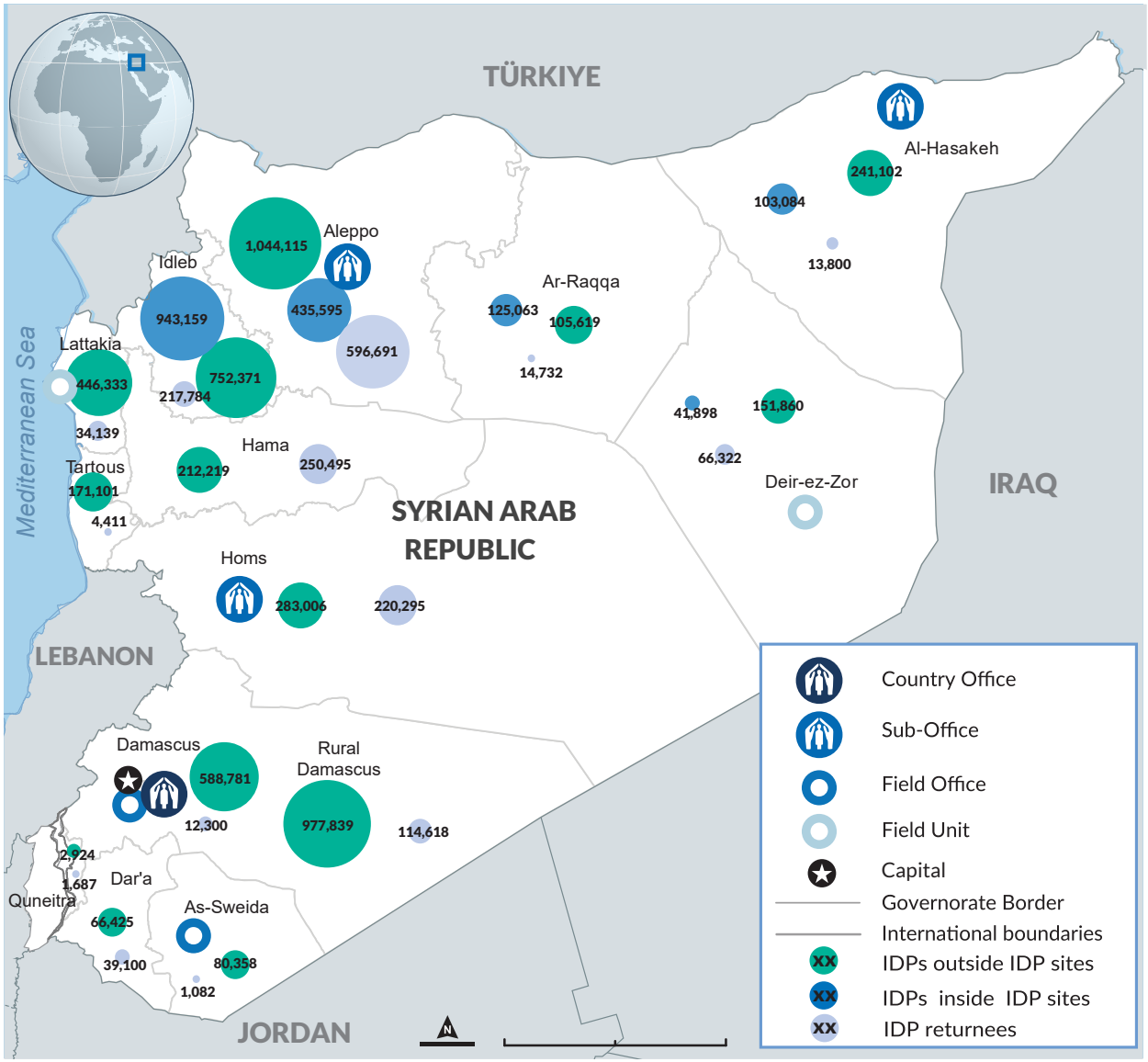

The boundaries and names shown and the designations used on this map do not imply official endorsement or acceptance by the United Nations.

UNHCR Comprehensive Overview of Response to Emergencies | imSyr@unhcr.org | Sources: Population Movement Reporting Tool (PMRT) , UNHCR, CCCM cluster, IDP task force dataset.

*Figures are subject to future adjustment, should not be considered final since field reporting is not consistent across all governorates. SADD: Sex and Age Disaggregated Data.