CYPRUS MONTHLY ARRIVALS SNAPSHOT

April 2025

Monthly arrivals trends: 2023, 2024 and 2025 (persons)

Cyprus' geographical context

Age-Gender Breakdown

ALL ARRIVALS

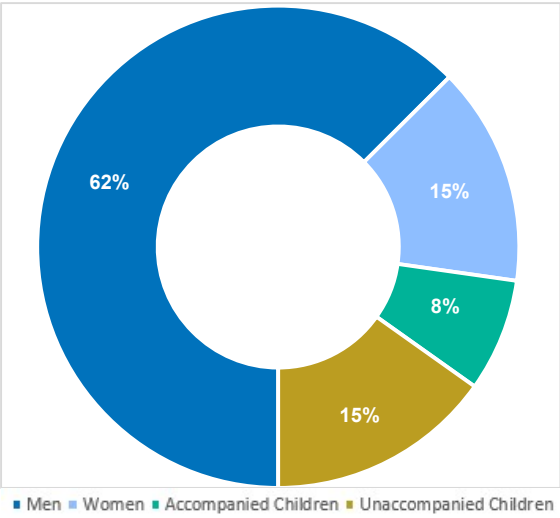

SEA ARRIVALS

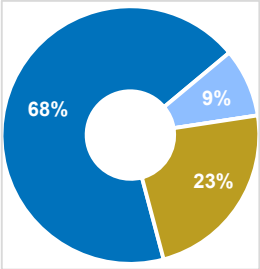

LAND ARRIVALS

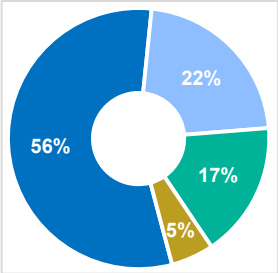

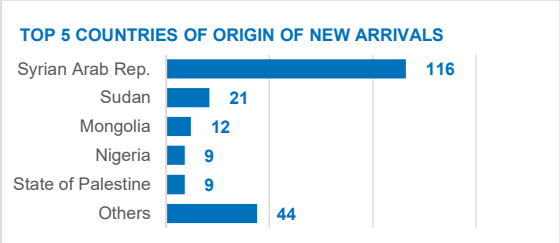

*Note: For an overview of asylum applications and decisions, please see our monthly **Country Fact Sheet**.*

SEA & LAND ARRIVALS

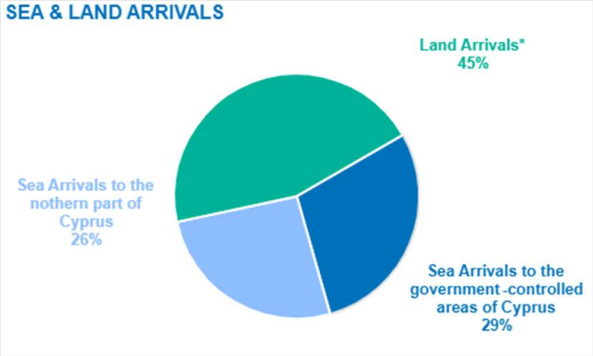

*Land arrivals include individuals who arrived in the northern part of Cyprus by air and crossed the Green Line into the government-controlled areas of Cyprus.

SEA ARRIVALS BY MONTH / YEAR

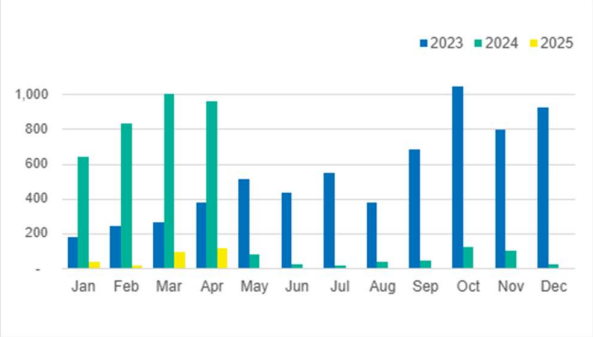

Key Figures and Comparisons

Total arrivals this month: 211 persons

Compared with **1,123** in April 2024.

Total number of boat arrivals this month: 3

compared with **16 boats** in April 2024.

Total arrivals year to date: 833 persons

-79.7% compared with **4,100** in April 2024.

Data collected at the Pournara First Reception Centre by the Asylum Service of the Republic of Cyprus

www.unhcr.org | www.unhcr.org/cy | data.unhcr.org/mediterranean