UNHCR South Sudan
Population Overview of Refugee and Asylum-seeker
(As of 31 July 2025)

Key Figures:

589,407
Total Individuals

154,949
Total Households

404,732
Total Enrollment (5 years above)

As of the end of July 2025, South Sudan hosts 589,407 refugees and asylum-seekers across 154,949 households, settled in 29 locations nationwide. This includes 584,699 registered refugees and 4,708 asylum-seekers. The vast majority—95% (556,182 individuals)—are Sudanese refugees, followed by 14,458 (2%) from the Democratic Republic of Congo, 6,179 from Ethiopia, 3,821 from Eritrea, 2,852 from Central African Republic, and (0.2%) from other nationalities. In response to the ongoing conflict in Sudan, the Government of South Sudan continues to grant prima facie refugee status to those fleeing the country. Among refugees, 16% are women, and 53% are women and children combined.
The asylum-seeker population is smaller and has a distinct demographic profile. Eritreans with (38%) while Ethiopians with (35%) form the largest groups, followed by Burundians, Ugandans and Congolese
The latest data is available on the South Sudan emergency response portal.

State / Adminstrative Area	Total Ind.	Percentage	Refugee	Asylum-seeker
Upper Nile	286,263	49%	285,948	315
Ruweng Admin Area	137,249	24%	137,240	9
Central Equatoria	40,450	6%	36,602	3,848
Northern Bahr El Ghazal	25,502	4%	25,065	437
Western Equatoria	18,470	3%	18,376	94
Western Bahr El Ghazal	16,371	3%	16,366	5
Jonglei	2,010	0%	2,010	0
Warrap	1,266	0%	1,266	0
Other Locations	61,826	11%	61,826	0
Grand Total	**589,407**	**100%**	**584,699**	**4,708**

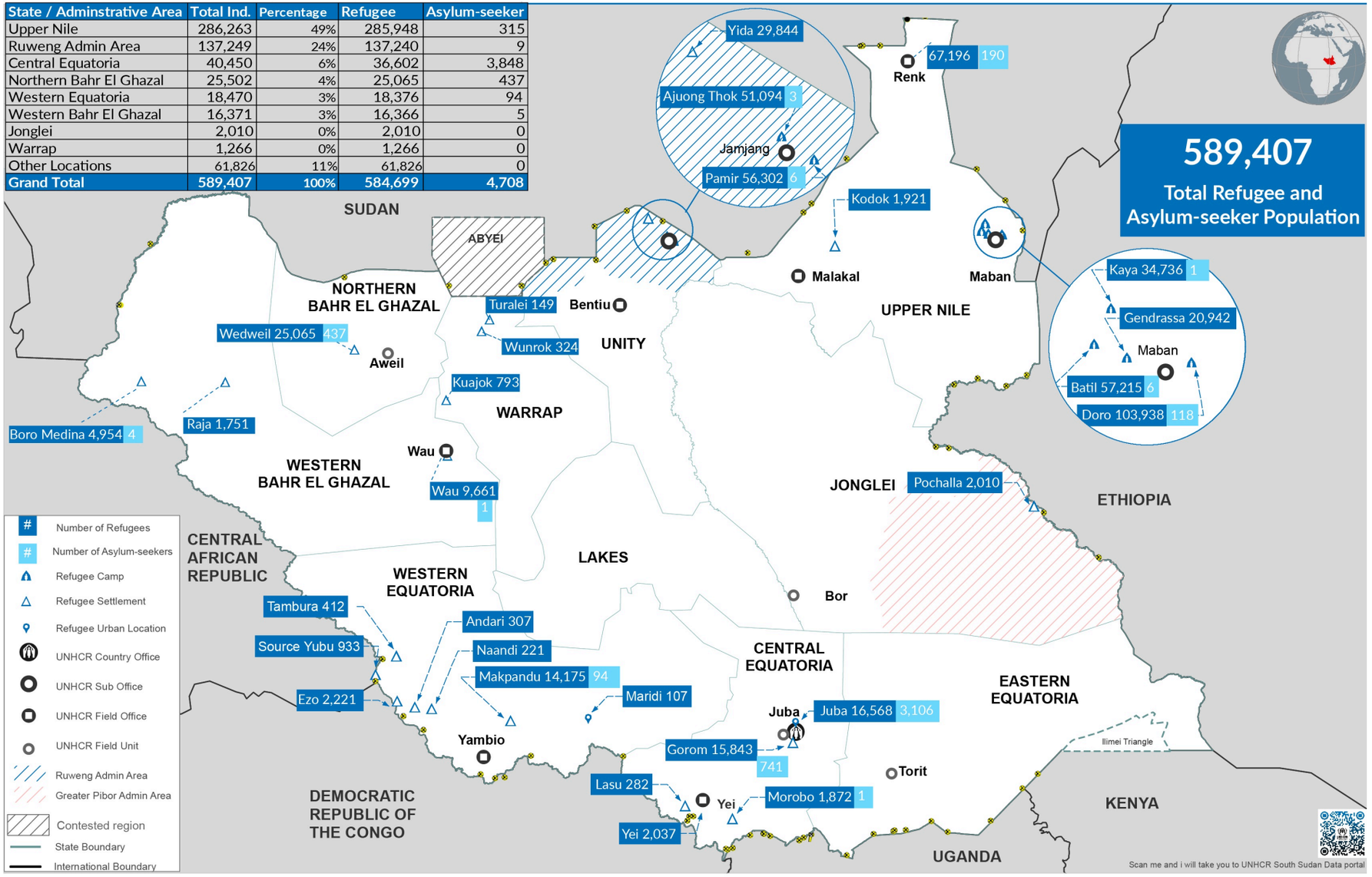

UNHCR South Sudan
Population Overview of Refugee and Asylum-seeker
(As of 31 July 2025)

Population Demographics

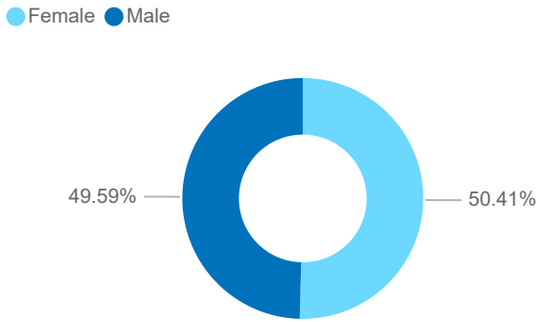

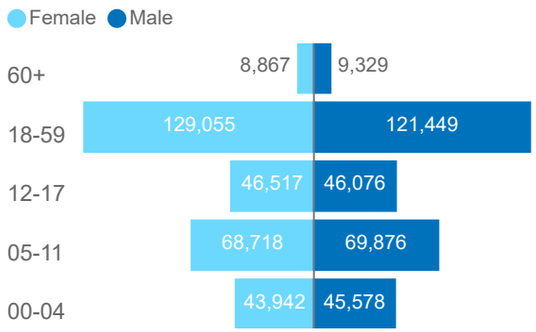

New Registration Trend in the Last Six months

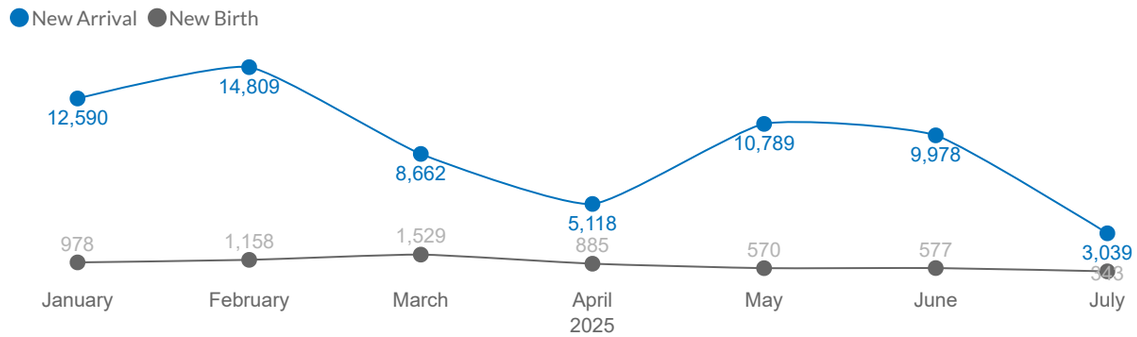

Top (15) Refugees per Location

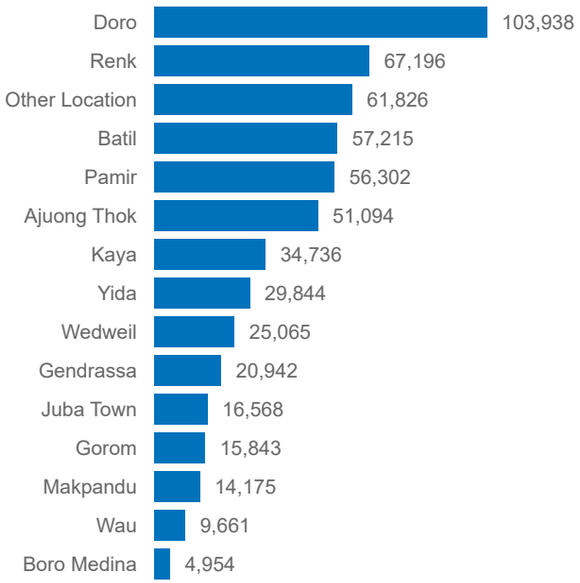

Asylum-seekers per Location

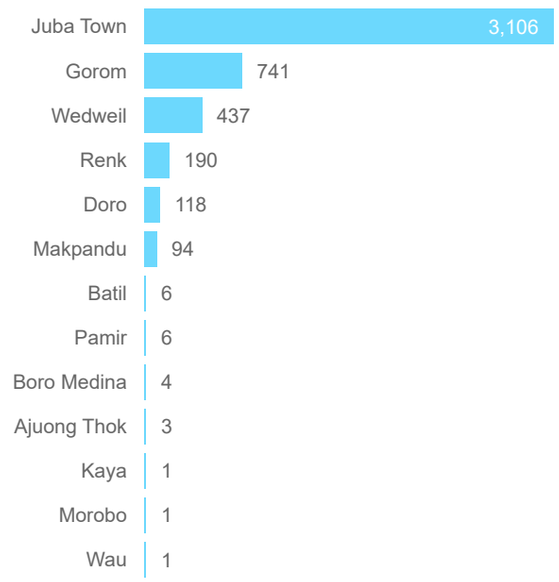

Top (7) Refugees by Country of Origin

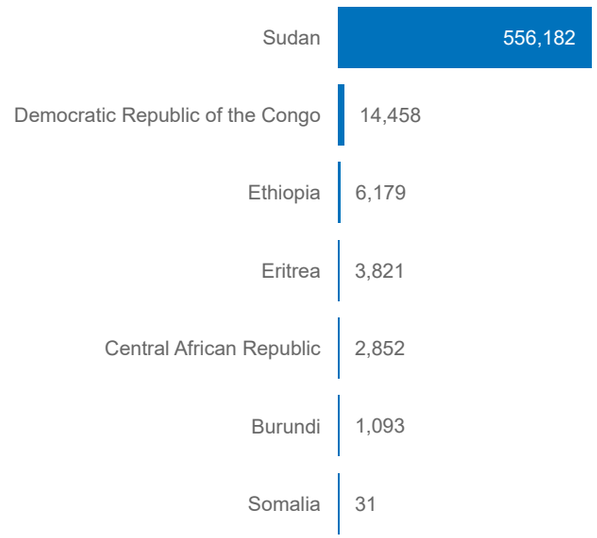

Top (7) Asylum-seekers by Country of Origin

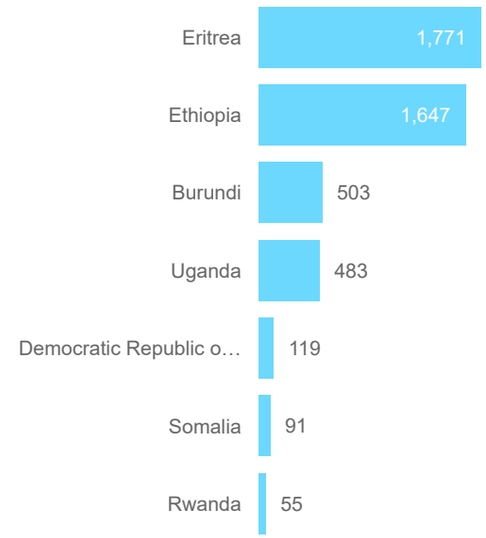

Socio-economic background

Based on the 589,407 refugees and asylum-seekers registered, women outnumber men, most holding secondary education yet struggling to find work beyond subsistent farming and field labor. Young adults stand as the majority, grappling with the challenges of unemployment and single parenthood.

Top (10) Professional Skills

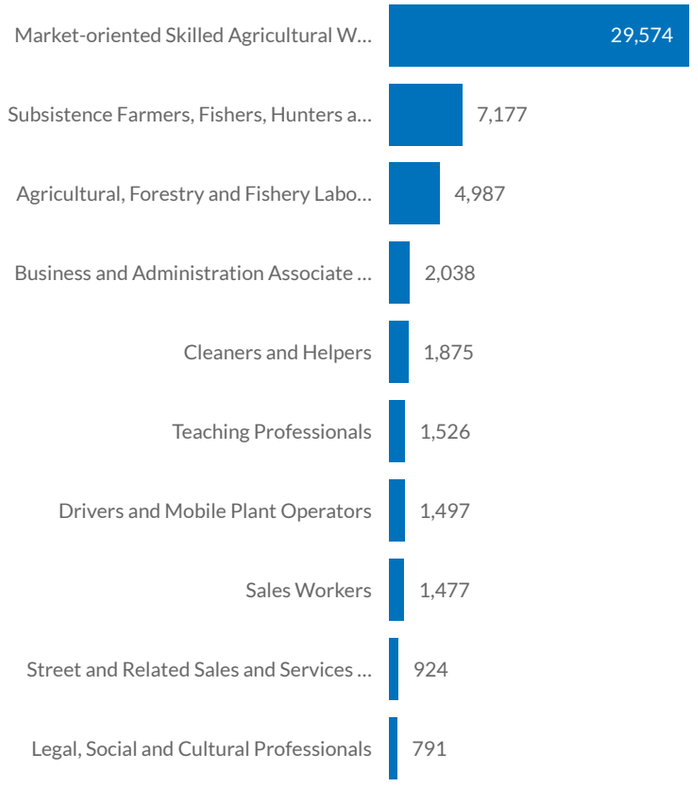

Education Level

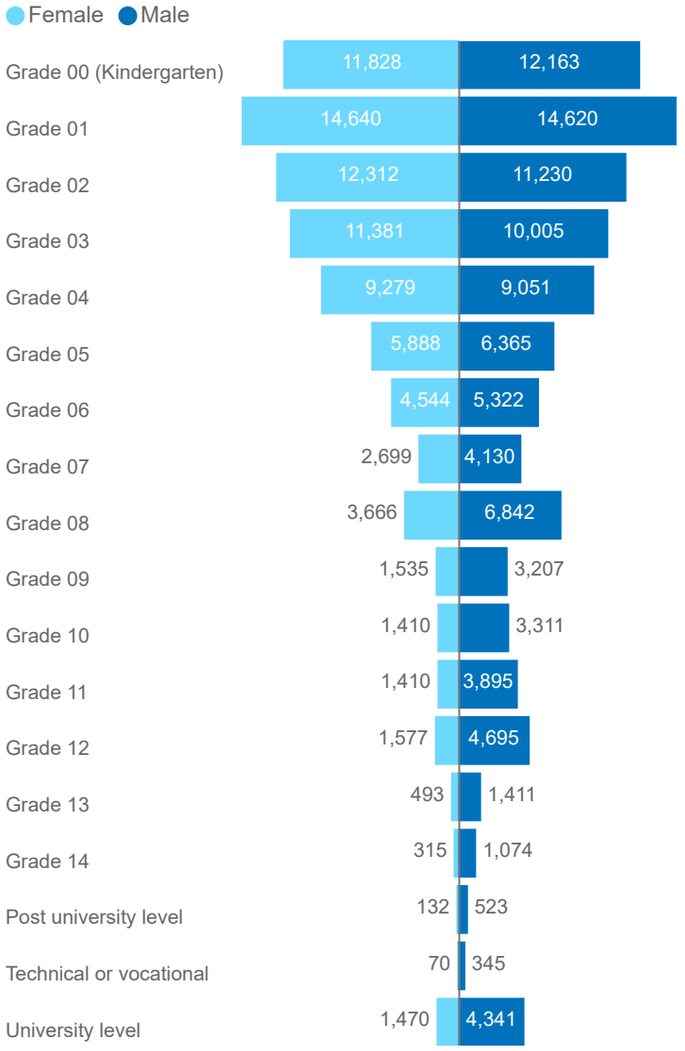

Specific Need by Age and Gender Breakdown

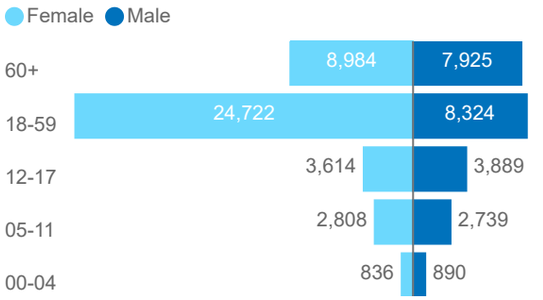

Marital Status

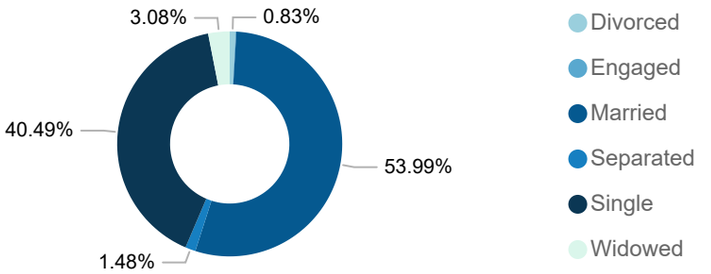
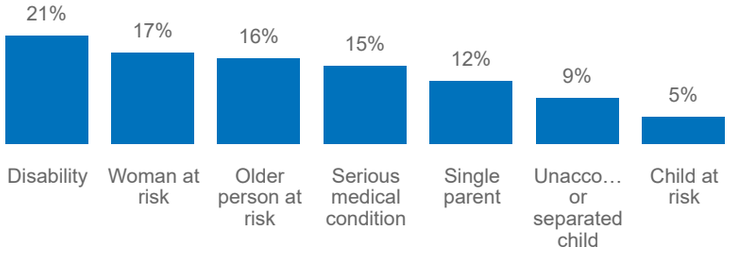
Top (7) Specific Needs