Azraq | Jordan

Public Health Profile
Quarter 2 29 March - 27 June 2025

Refugee population

Total Refugee Population: 39,576 | as of 27-Jun-2025

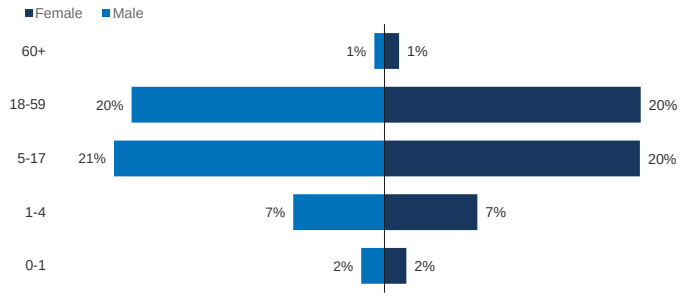

Note: figures might not add up to 100 per cent due to rounding
© UNHCR, The UN Refugee Agency

Key facts

Camp opened:
May 2014

Indicators at a glance

1	Health utilisation rate	3.7	√
2	Number of consultations per clinician per day	40	√
3	Hospitalisation rate- in-camp (/1000/month)	3.6	
4	% deliveries attended by skilled personnel	100%	√
5	Crude Mortality Rate (CMR) (/1000/month)	0.1	√
6	Under-five Mortality Rate (U5MR) (/1000/month)	0.2	√
7	Neonatal Mortality Rate (NNMR) (/1000 livebirths)	11.3	√

Notes

This public health profile for Azraq refugee camp is compiled from health facility data from the following partners:

- **IMC Hospital**
- **AMR Comrehensive Health Facility**
- **AMR Health Facility Village 2**
- **AMR Health Facility Village 5**
- **IFH RH Services**

Data is collected using standardised Health Information System (HIS) data collection and reporting tools and aims to be as accurate as possible.

Morbidity

Acute health conditions (%)

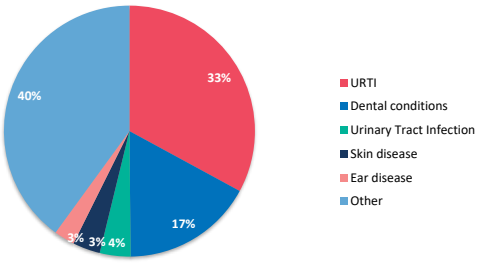

Chronic health conditions (%)

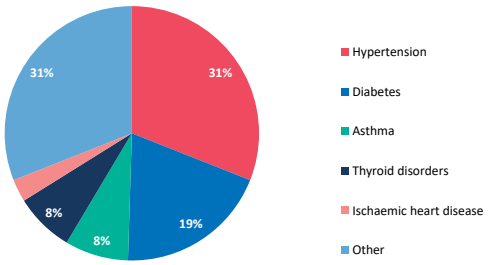

Top 5 acute health conditions

		% morbidity	# of consultations
1	URTI	33%	12,620
2	Dental conditions	17%	6,489
3	Urinary Tract Infection	4%	1,520
4	Skin disease	4%	1,357
5	Ear disease	3%	1,025
-	Other	40%	15,324

Top 5 chronic health conditions

		% morbidity	# of consultations
1	Hypertension	37%	918
2	Diabetes	23%	577
3	Asthma	10%	239
4	Thyroid disorders	9%	224
5	Ischaemic heart disease	3%	85
-	Other	19%	918

Breakdown of acute health conditions

by age

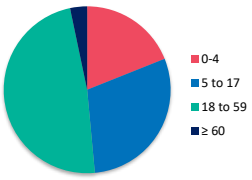

by gender

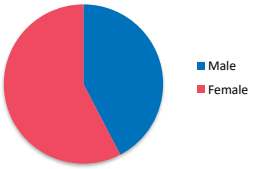

Breakdown of chronic health conditions

by age

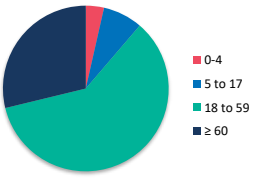

by gender

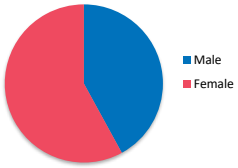

Public Health

Health Impact	Indicator	Standard	
Crude Mortality Rate (CMR) (/1000/month)	0.1	< 0.75	√
Under-five Mortality Rate (U5MR) (/1000/month)	0.2	< 1.5	√
Neonatal Mortality Rate (NNMR) (/1000 livebirths)	11.3	< 12	√

Access and utilization			
Total number of consultations	54,398		
Health utilisation rate	3.7	1 - 4	√
No. of consultations per trained clinician per day	40	< 50	√

Outbreak Alert and Response	Indicator	Standard
Number of outbreaks reported	0	
% of outbreaks investigated within 48 hours		100%

Laboratory	
Number of laboratory samples	13,788

Breakdown of mental health conditions

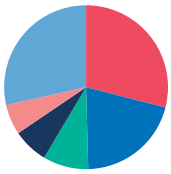

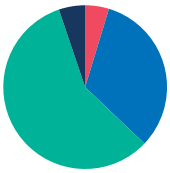

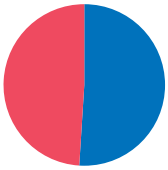

Inpatient Department Activities- In-Camp

In-patient department	Indicator	Standard	
Hospitalisation rate- in-camp (/1000/year)	42.8	50 - 150	
Bed occupancy rate	48%	> 75%	X
Mean length of stay for all discharges (days)	1.9		

Reproductive Health

Antenatal care	Indicator	Standard	
Coverage of antenatal care (4 or more visits)	92%	≥ 90%	√
Coverage of TT vaccination	33%	≥ 90%	X
Coverage of anaemia screening in pregnancy	92%	≥ 90%	√

Delivery care			
Proportion of deliveries attended by skilled personnel	100%	≥ 100	√
Proportion of deliveries performed by caesarean section	31%	5 - 15%	X
Proportion of low birth weight deliveries (<2500g)	3%	< 15%	√

Maternal mortality		
Number of maternal deaths reported	0	
% of maternal deaths investigated within 48 hours		100%

Postnatal care	Indicator	Standard	
Coverage of postnatal care	14%	≥ 90%	X

Sexual and Gender-based Violence		
Incidence of rape (reported cases/10,000/year)*	0.0	
% of rape survivors who received PEP** < 72 hours		100%
% of rape survivors who received ECP*** < 120 hours		100%
% of rape survivors who received STI**** prophylaxis < 2 wks		100%

*Only includes rapes reported at health facilities **Post-exposure prophylaxis ***Emergency contraceptive pill ****Sexually transmitted infection

UNHCR gratefully acknowledges the support of the following partners: