SPAIN Weekly snapshot - Week 34 (18 - 24 Aug 2025)

The charts below are based on figures from the Ministry of Interior and UNHCR estimates. All figures are provisional and subject to change

Refugees & migrants: sea and land arrivals in week 34[1]

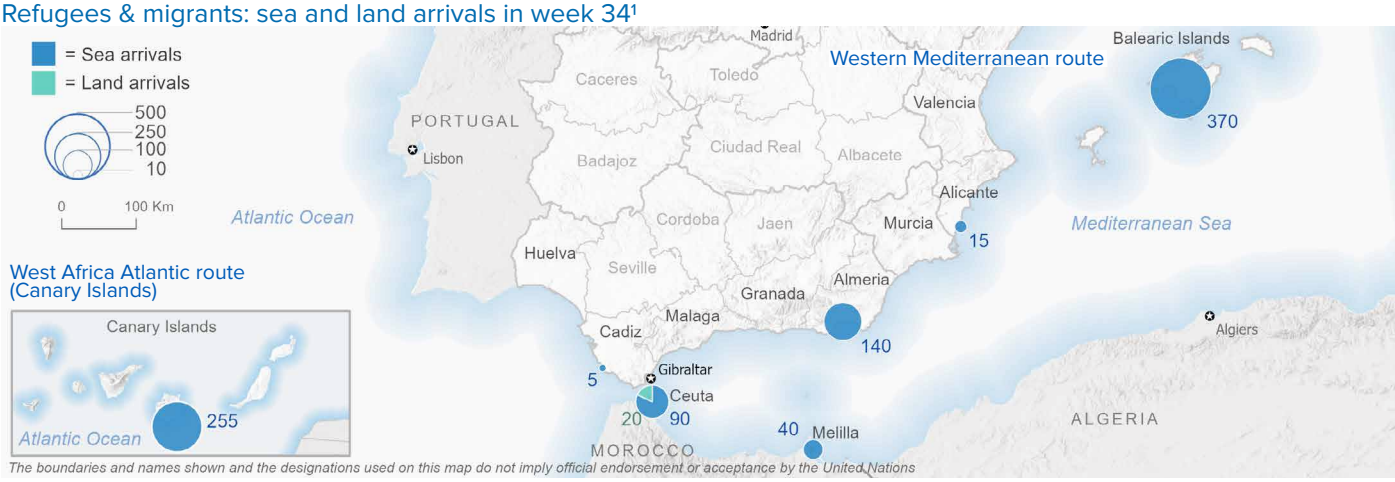

Arrivals in Spain

23,549 Arrivals as of 24 Aug 2025[2]

-32% Dif. 2024

22,977 Sea Arrivals[2]
Dif. 2024: -33%

572 Land Arrivals[2]
Dif. 2024: +92%

940 Arrivals Week 34[1]
Dif. last week: -18%
Dif. 2024: -36%

Western Mediterranean

11,378 Arrivals as of 24 Aug 2025[2]

+18% Dif. 2024

10,806 Sea Arrivals[2]
Dif. 2024: +16%

572 Land Arrivals[2]
Dif. 2024: +92%

685 Arrivals Week 34[1]
Dif. last week: -37%
Dif. 2024: +25%

West Africa Atlantic (Canary Islands)

12,171 Arrivals as of 24 Aug 2025[2]

-51% Dif. 2024

12,171 Sea Arrivals[2]
Dif. 2024: -51%

255 Arrivals Week 34[1]
Dif. last week: +286%
Dif. 2024: -72%

Arrivals in Spain during the last five weeks[1]

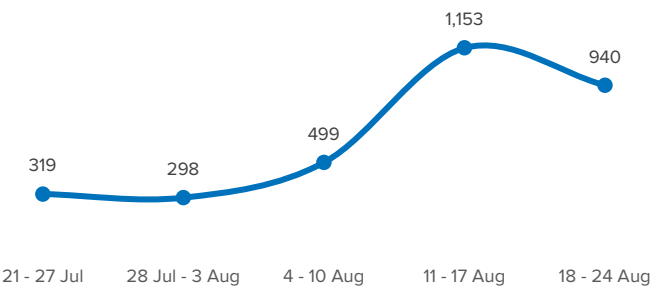

Arrivals in Spain by route during the last six months[2]

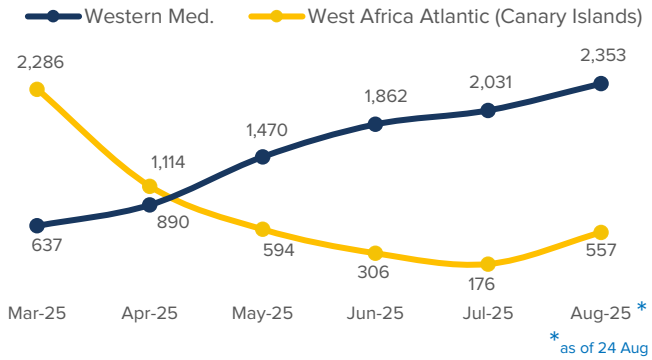

Arrivals in Spain per month[2]

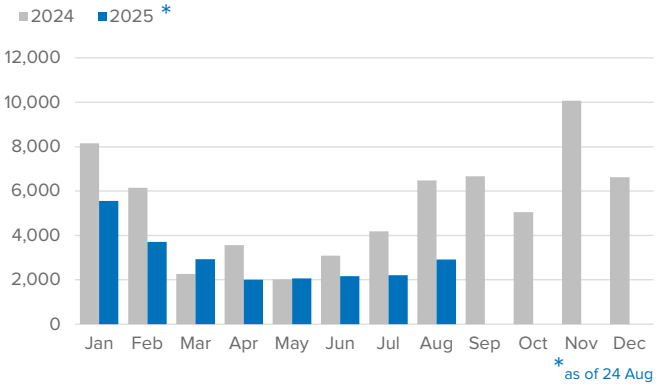

Arrivals in Spain per year[2]

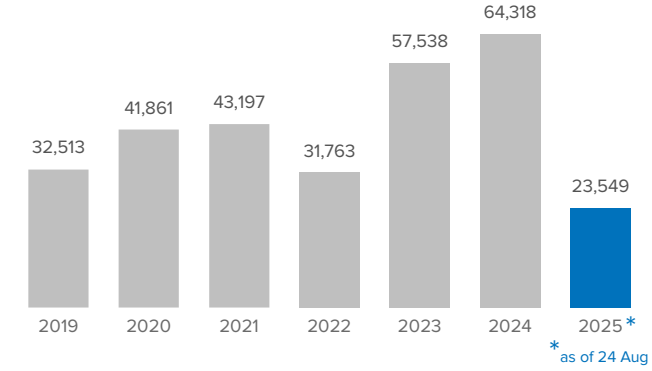

UNHCR / 28 Aug 2025
Source: UNHCR Spain data portal
[1]Based on UNHCR estimates.
[2]Based on figures from the Spanish Ministry of Interior and UNHCR estimates.