2025 Q2 Sector Dashboard

Livelihoods

The first quarter of 2025 Livelihoods sector dashboard summarizes the progress made by Livelihoods sector partners involved in the Lebanon Response Plan (LRP), identifies key challenges and priorities, and highlights trends affecting people in need. The Livelihoods Sector in Lebanon is working to: OUTCOME 1): Stimulate local economic development to create income generating opportunities and employment; OUTCOME 2): Improve workforce employability; OUTCOME 3): Support the business and labor market eco-systems through strengthening policy development

The Lebanon Response Plan is pending endorsement by the LRP Steering Committee. This dashboard is based on information reported by Livelihoods sector partners operating under the sector strategy.

2025 Sector Funding Status

As of June 30st

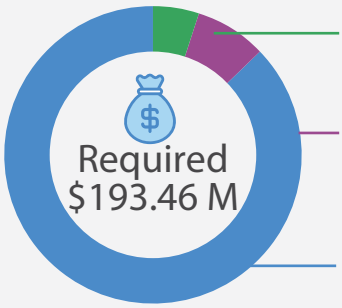

5% $10.43 M
Total received
(Jan-Jun-25)

8% $15.52 M
Total carry-over
(from 2024)

87% $167.51 M
Funding Gap
(ref. 2025 appeal)

2025 Population Reached

482,512 *
People in Need

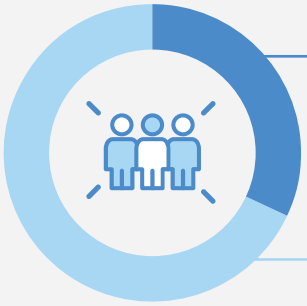

23,519 **
31% Reached

76,700
Targeted

2025 Population Figures by Cohort

411,945
Lebanese
individuals in need

18,657
28% Reached

65,483
Targeted

67,002
Displaced
Syrians in need

4,669
44% Reached

10,651
Targeted

1,931
Palestinian
Refugees from Syria
(individuals)

25
8% Reached

307
Targeted

1,634
Palestine
Refugees in
Lebanon
(individuals)

168
64% Reached

260
Targeted

**Population In need and targeted should be similar to the figures from the LRP 2025 annual update*
*** Includes beneficiaries not disaggregated by nationality (Outcome 2, Activities 3.1.A, 3.1.7.2, 3.1.7.3)*

For more information, please contact: ali.el.ghandour@undp.org

LEBANON Response Plan

2025 Q2 Sector Dashboard

Livelihoods

Progress Against Targets

MSMEs strengthened to enable decent job retention / creation, boost productivity and competitiveness

10,599 | 10,200

number of trained beneficiaries (30% women)

2,561 | 6,500

number of individuals benefiting from work based learning opportunities (at least 30% women)

397 | 10,000

# of vulnerable individuals participating in CfW activities

12,937 | 10,000

# of stakeholders (employers and employees) with increased knowledge of decent work conditions

168 | 20,000

Outcomes	LCRP 2016 Baseline	Jan - June 2025 Reached	2025 Target
OUTCOME 1: Total number of jobs created/maintained	494	2	6000
OUTCOME 2: # of job seekers placed into jobs	N/A	154	16,500
# of targeted vulnerable persons engaged in home-based income generation	N/A	0	20,000

Analysis Breakdown by Gender

24,067

Number of individuals reached by Sector partners by gender (Jan - June 2025)

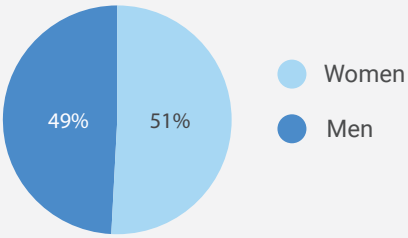

11,336

Vulnerable men and women in all their diversity and abilities have strengthened and appropriate technical skills to match the needs of the job market (Market- and work-based learning and Cash for work) by gender (Jan - June 2025)

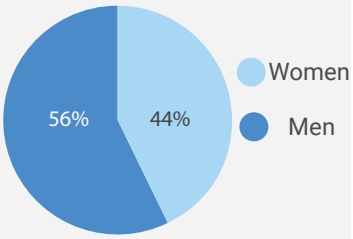

9,622

Number of business owners supported (financial access, cash/in-kind grants, incubation services) by gender per month (Jan - June 2025)

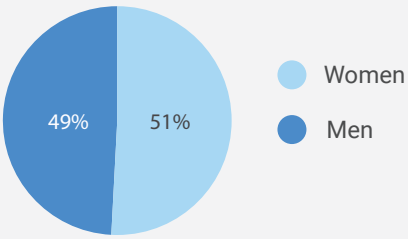

154

Number of Vulnerable men and women in all their diversity and abilities have strengthened and appropriate technical skills to match the needs of the job market (Beneficiaries who are able to find a job or start their own business (home-based or non-home-based business) after completion of activities) by gender per month (Jan - June 2025)

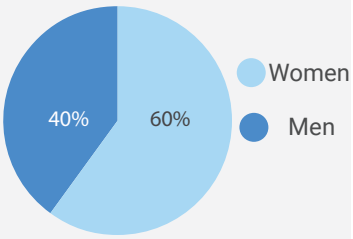

For more information, please contact: ali.el.ghandour@undp.org

1. KEY ACHIEVEMENTS & RESULTS

The number of reporting partners under Livelihoods sector has increased to 37 during the reported period. These reporting partners were able to reach 23,519 individuals with different modalities of livelihood interventions across the country, which represents 31% of the people targeted in the year. The targeting strategy depicts a balanced approach in inclusivity of reaching female beneficiaries (51%), people with disabilities (2%), and deliberately targeted population cohorts while emphasizing on vulnerable Lebanese population (79%), Syrian Refugees (20%) and Palestinian Refugees (1%).

Output 1.1: MSMEs strengthened to enable decent job retention/creation, boost productivity and competitiveness. (9,622 vs. target 10,200, 94% of annual target)

The reporting period demonstrates that the Livelihoods sector partners supported 9,622 businesses through different programming modalities, dominated by access to financial resources (91%), capacity building (10%), incubation services (6%) and cash/in-kind grants (3%). However, PSEA orientation reached only 1% of supported businesses, exposing a critical implementation gap that requires enhanced advocacy and technical capacity building among implementing partners. The geographic distribution of the businesses support activities shows concentration in BML (33%) since most of the MSMEs are located in this region, followed by Bekaa (29%), South (24%) and North (14%) regions. Both North and South faced some level of instability since the start of the year, mainly due to escalation of violence and new displacement trends, which are not conducive to MSME support activities.

Output 2.1: Vulnerable men and women in all their diversity and abilities have strengthened and appropriate technical skills to match the needs of the job market. (11,336 vs. target 26,500, representing 43% of annual target)

Partners continued their reports to empower vulnerable men and women with diverse abilities by equipping them with the technical skills needed to succeed in the job market. Through various targeted training programs and initiatives, these individuals gain valuable expertise in different fields. As the second quarter concludes, a total of 11,336 individuals-44 % of whom are women-benefited from one of three different approaches to skill development: market-based skills training (MBST) with 2,561 beneficiaries, work-based learning (WBL) with 397 beneficiaries, and cash-for-work with 8,378 beneficiaries. These approaches ensure participants not only acquire relevant knowledge but also enhance their employability. Women represented 41 % of the total beneficiaries, yet their participation was most noticed in MBST and WBL, reaching 59% and 75%of the beneficiaries in these activities respectively, while their participation in cash-for-work activities reached only 36% of the total beneficiaries. Women may prefer these skill-building activities for various reasons, including the long-term advantages of learning and possessing skills that enable longer-term employment or self-employment, with the latter providing more suitable and individualized working conditions regarding time and place flexibility.

Syrian refugees made up 35% of the beneficiaries across all three programs, with Lebanese people compromising the largest percentage at 60%. This predominance of Lebanese beneficiaries emphasizes the significance of short-term financial support in sustaining livelihoods while protecting them from all types of workplace exploitation.

Output 2.2: Career guidance, awareness raising sessions, job matching and support for starting own business in the same area of training. (1,974 vs. target 20,000, representing 10% of annual target)

According to partners' reporting, beneficiaries received assistance with job matching, career counselling, and entrepreneurship services, with 1,974 beneficiaries benefiting from this support (1,953 career guidance and 21 entrepreneurship services). The level of coverage shows 150% increase compared to the same reporting period of last year, owing to increased advocacy with sector partners. Under both services, women constituted the majority (81%, with majority targeted in career guidance). Partners prioritized women, and women showed keen interest in these services as they require more tailored advice on overcoming specific career obstacles. Mentorship, which often accompany career counselling, helps them navigate challenges related to immediate economic requirements and the absence or insufficiency of alternative revenue sources. The second quarter witnessed an advancement in protection mainstreaming from two angles: the provision of PSEA sessions to 1,254 beneficiaries and sessions on decent work conditions and labor law to 4,856 beneficiaries. Both topics aim to build awareness among beneficiaries to protect themselves from all types of exploitation at the workplace.

Output 3.1: Promoting decent work conditions among the different stakeholders (employers and employees). (0 vs. 20,000 targets, representing 0% of annual target)

No stakeholders—employers and employees—participated in workshops by the end of the second quarter with the goal of gaining more understanding about decent labor standards, enhancing working conditions, and preventing child labor. The zero accomplishment is attributed to inadequate reporting, lack of funds, or insufficient program prioritization among partners. To develop a deeper understanding of the situation, the sector will communicate and analyze with the partners in more detail to identify barriers and develop mitigation strategies for the second half of the year.

Referral Trend to Livelihoods Sector:

There have been 140 referrals to Livelihoods in 2025, representing 0.5% of the total referrals made in Lebanon in the reporting period. The bulk of these referrals are made in the North (86%) mainly because of the new influx of displaced people and refugees, where they are settled in communities and showing their desire to access more stable livelihoods opportunities owing to their prolonged displacement period. Majority of these referrals are either accepted (35%) or acknowledged (25%). The remaining referrals didn't receive attention mostly because of eligibility criteria set to access livelihoods opportunities. The Inter Sector is advocating for the registration of newly displaced persons that they secure entitlement to the full range of support committed under LRP. Funding cuts from the start of the year also drain the capacity of actives partners in different regions to entertain these referrals, though the quarterly comparison shows a significant improvement in accepting referrals in the second quarter.

Gender Analysis:

Gender analysis reveals significant disparities in participation across different livelihood modalities. Women represent 51% of overall beneficiaries but show distinct preferences for specific interventions. In market-based skills training and work-based learning, women comprise 59% and 75% of participants respectively, indicating strong preference for skill-building activities that offer longer-term employment prospects and flexible working arrangements. However, in cash-for-work activities, women's participation drops to 36%, potentially due to the physical nature of infrastructure work and cultural barriers. Career guidance services show the highest female participation at 81%, reflecting women's greater need for tailored employment support to overcome gender-specific workplace barriers. The sector needs to address these participation gaps by designing more gender-responsive programming and removing structural barriers that limit women's access to immediate income-generating opportunities.

Mainstreaming Activities:

Protection mainstreaming showed measurable progress in Q2 2025 with 1,254 beneficiaries receiving PSEA awareness sessions and 4,856 beneficiaries educated on decent work conditions and labor law—representing significant increases from Q1. This enhanced awareness directly contributes to Output 3.1 objectives by building beneficiary capacity to identify and report workplace exploitation. Conflict sensitivity measures were implemented through regional targeting adjustments, with reduced programming in North and South regions (14% and 24% respectively) due to security concerns, while maintaining service delivery through mobile and flexible approaches. Environmental considerations were integrated into cash-for-work activities, with 149 targeted villages benefiting from improved environmental assets and infrastructure, contributing to both livelihood outcomes and environmental resilience. These mainstreaming efforts demonstrate how cross-cutting themes directly enhance program effectiveness and beneficiary protection.

Prioritization:

The Livelihoods Sector has prioritized two critical activities in setting strategic directions for the partners. Support to MSMEs and Cash for Work (CfW) remains on top of the prioritization list since both modalities provide medium of engagement with affected population with direct support and provide avenues of engagement through cash injection in both short, intermediate and longer-term support. These modalities have a strong inter-connectedness with other soft activities of the sectoral strategy and capture the avenues of advocacy for decent work condition in the work environment and generate inputs for policy/strategic dialogue. Thus, these interventions alone made 75% of the funding requirement in the LRP Livelihoods Strategy of 2025. Moreover, it constitutes more than 80% of the sector targets and effectively provide an outreach to cover all important cohorts of targeted beneficiaries within the LRP landscape.

Prioritization:

The localization remains one of the key cross cutting considerations within the deliberations of Livelihoods Sector. The sectoral coordination is emphasized through the active engagement of National and International Organizations in constituting Core Group of the Sector, while the NGO Co-Coordinator together with UNDP and designated ministries is providing strategic leadership to the coordination forum at National fora's and represent national/international organizations effectively.
Moreover, the Livelihoods Sector is continuously enduring to enhance capacities of local organizations in all important pillars of response in Lebanon. The number of national appealing partners in LRP 2025 is more than half (47 out of 82) as compared to other stakeholders in the appeal process while 25% of the appealed funds belongs to National counterparts.
In terms of implementation and reporting, 22 out of 37 reporting partners in the activity info of Livelihoods Sector are national organizations who are either reporting their own dedicated funding and/or authorized to report in their implementation capacity through bilateral agreements with UN Agencies and International Organizations. All these parameters are encouraging for localization and Grand Bargain commitments and deemed an effective strategy to enhance outreach within limited funding portfolios.

2. CHALLENGES, RISKS AND MITIGATION MEASURES

The funding constraints affected the flow of activities within the livelihoods sector, with almost three-quarters of partner organizations having yet to receive any funding for their proposed projects in the Livelihoods Sector. Funding cuts, new displacements, and escalation of hostilities remain among the key challenges that have shifted focus away from stabilization and recovery activities within Lebanon.
The wage monitoring report in 2025 did support the renegotiation of a harmonized wage transfer value for unskilled workers in Lebanon among Livelihoods Sector partners; however, the newly adjusted wage rate still poses inter-regional and inter-sectoral disparities, creating challenges for partner organizations. This is particularly problematic given the escalating inflation rate, economic downturn, and increased cost of living, which are driving more people to search for employment.

3. KEY PRIORITIES FOR THE NEXT HALF OF THE YEAR

The sector faces a critical funding shortfall with only 14 million received in 2025 and 18.9 million carried over from 2024 against the 193.46 million requirements, creating a 160.56 million gap (83% funding shortfall). Priority action points include conducting targeted donor consultations with gap analysis by output, developing alternative funding mechanisms through blended finance approaches, and establishing quarterly funding advocacy campaigns with specific asks for underperforming outputs.

Performance Improvement Action Points:
Output 3.1 demands urgent attention with zero achievement, requiring budget allocation to reach 20,000 stakeholders. The sector will implement dedicated decent work campaigns, establish partnerships with employer associations and labor unions, deploy trainers across all regions, and actively encourage livelihood partners to prioritize reporting on this activity to ensure accurate tracking and accountability.
Output 2.2 requires immediate intervention given its 10% achievement rate, necessitating additional funding to reach remaining beneficiaries through partnerships with private sector entities for job placement, establishing mobile career guidance units for conflict-affected areas, and launching entrepreneurship incubation hubs in each governorate.

Strategic Priorities:
The sector will align with government social protection strategy by introducing graduation models for the most vulnerable population segments and strengthen positioning of private sector entities, especially Micro Finance Institutions, to create enabling environments for small scale businesses and employment opportunities in emerging fields like renewable energy, digitalization, and circular economy initiatives.
Overall, the sector will prioritize capacity building for 20 implementing partners, strengthen referral mechanisms to achieve 60% acceptance rates, and enhance gender-responsive programming to increase women's participation in cash-for-work activities from 36% to 45% by year-end.

2025 Q2 Sector Dashboard

Livelihoods

The achievements described in this dashboard are the collective work of the following 37 organizations shown in this map:

ACF Spain, ACTED, AICA, Al Majmouaa, AMEL, Arche Nova, Beit el Baraka, Caritas Lebanon, CESVI, DRC, Fair Trade Lebanon, GVC, Hilfswerk Austria International HWA, ILO, INITIATE, IOM, Lebanese Social Responsibility - LSR, LEE Experience, LOST, LRI, LUPD, Mercy Corps, Michel Daher Social Foundation - MDSF, NAC-National Autism Community, Nawaya network, Plan International, Salam LADC, SCI, SHEILD, Shift, SIF, SPHERE Building Tomorrow-SBT, Tabitha-Dorcas, UNDP, WHH-Jafra, WHH-RMF, WVI

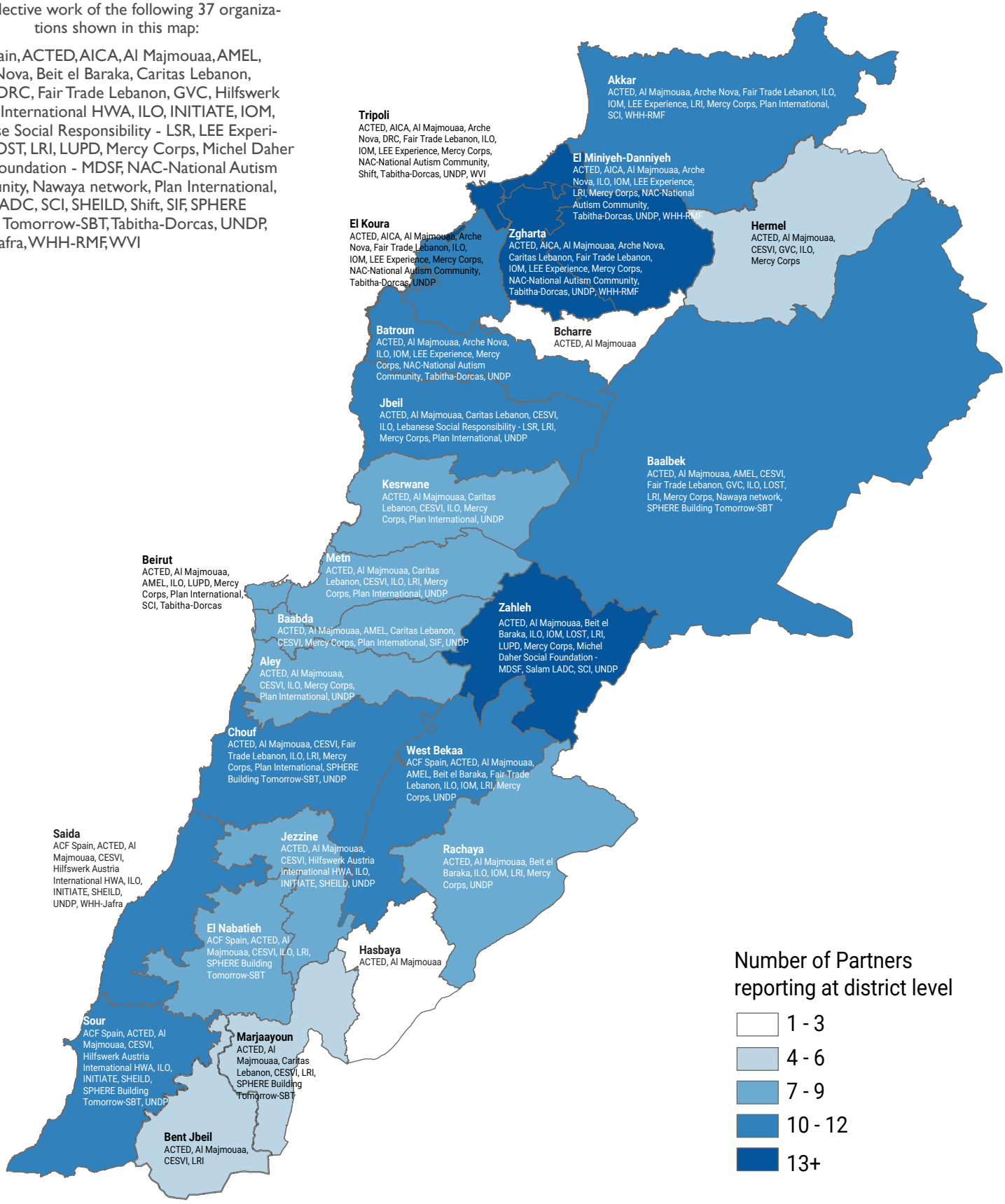

Note: This map has been produced by UNDP based on maps and material provided by the Government of Lebanon for Inter Agency operational purposes. It does not constitute an official United Nations map. The designations employed and the presentation of material on this map do not imply the expression of any opinion whatsoever on the part of the Secretariat of the United Nations concerning the legal status of any country, territory, city or area or of its authorities, or concerning the delimitation of its frontiers or boundaries.

For more information, please contact: ali.el.ghandour@undp.org