Türkiye Health Sector Achievements - 2025

as of August 2025

Inter-Agency Coordination Türkiye

List of all 3RP indicators and reported achievements during 2025. Click the upper left buttons for change of layout/view

Indicator	January	February	March	April	May	June	July	Total
2.1.1 # of individuals who receive SRH services	5,228	4,538	4,675	3,808	3,307	2,461	3,040	**27,**
2.1.1.W # of women who receive SRH services	4,718	4,164	4,259	3,460	3,066	2,233	2,761	**24,**
1.1.3 # of IEC (information, education, communication) products on MCH and IYCF delivered	2,225	759	379	713	877	1,775	3,345	**10,**
1.1.1 # of consultations received by individuals in primary health	3,326	1,533	1,262	1,390				**7,**
3.2.1 # of individuals who attend awareness raising activities on STIs, including HIV	1,050	1,247	1,415	840	889	549	765	**6,**
3.2.1.W # of women who attend awareness raising activities on STIs, including HIV	905	1,081	1,221	713	755	475	738	**5,**
2.2.1 # of refugee adolescents and youth receiving health information services	1,122	943	941	698	613	510	557	**5,**
2.2.1.G # of girl adolescents and youth refugee receiving health information services	1,061	895	872	634	540	478	513	**4,**
1.1.3.W # of IEC (information, education, communication) products on MCH and IYCF produced and delivered to women	792	223	146	266	325	658	1,344	**3,**
1.1.1.M # of consultations received by men in primary health	1,628	623	462	692				**3,**
1.1.3.G # of IEC (information, education, communication) products on MCH and IYCF produced and delivered to girls	727	293	124	199	289	547	1,010	**3,**
1.1.3.B # of IEC (information, education, communication) products on MCH and IYCF produced and delivered to boys	706	243	109	248	263	570	990	**3,**
1.1.1.W # of consultations received by women in primary health	1,204	641	551	299				**2,**
2.1.1.G # of girls who receive SRH services	336	274	272	202	126	160	201	**1,**
4.1.1 # of MHPSS consultations provided in (supported) refugee health centers and host community clinics	585	407	292	119				**1,**
2.1.3 # of individuals who received maternity kits	558	150	104	20	22	98	252	**1,**
2.1.3.W # of women who received maternity kits	555	149	104	20	22	98	250	**1,**
1.1.1.NBA # of consultations received by non-binary adults in primary health	395	167	128	158				
4.1.1.W # of MHPSS consultations provided to women in (supported) refugee health centers and host community clinics	262	190	158	23				
4.3.3 # of people with disabilities receiving self-care training along with the provision of an appropriate assistive devices for each individual	271	165	68	96				
4.1.1.M # of MHPSS consultations provided to men in (supported) refugee health centers and host community clinics	243	156	78	76				
2.1.1.M # of men who receive SRH services	122	62	92	103	69	42	53	
3.2.1.G # of girls who attend awareness raising activities on STIs, including HIV	60	77	109	40	66	39	27	
1.1.2 # of individuals provided with transportation to health facilities	230	62	38	80				
2.2.1.B # of boy adolescents and youth refugee receiving health information services	61	48	69	64	73	32	43	
1.1.1.B # of consultations received by boys in primary health	69	52	80	143				
4.3.3.M # of men with disabilities receiving self-care training along with the provision of an appropriate assistive devices for each individual	148	86	34	48				
3.2.1.M # of men who attend awareness raising activities on STIs, including HIV	58	64	48	63	41	24		
2.1.1.B # of boys who receive SRH services	50	38	52	43	46	26	24	
2.3.1 # of service providers trained on SRH and clinical management of GBV	0	40	0	93	80	23	12	
2.3.1.W # of women service providers trained on SRH and clinical management of SGBV	0	34	0	90	79	19	12	
1.1.1.G # of consultations received by girls in primary health	30	50	41	98				
4.3.3.W # of women with disabilities receiving self-care training along with the provision of an appropriate assistive devices for each individual	78	43	15	25				
1.3.2 # of Turkish health care providers trained	39	39	39	39				
1.1.2.M # of men provided with transportation to health facilities	60	28	19	40				
Total	**29,404**	**19,881**	**18,512**	**15,894**	**11,589**	**10,844**	**15,954**	**122,**

Reporting Partner

All

Supporting Agency

All

Province, District

All

Appeal, EQ Response Activity

All

Nationality

All

Indicator

All

Age

All

Gender

All

Türkiye Health Sector Achievements - 2025

as of August 2025

Inter-Agency Coordination Türkiye

of beneficiaries reached in Türkiye by Health Sector Partners

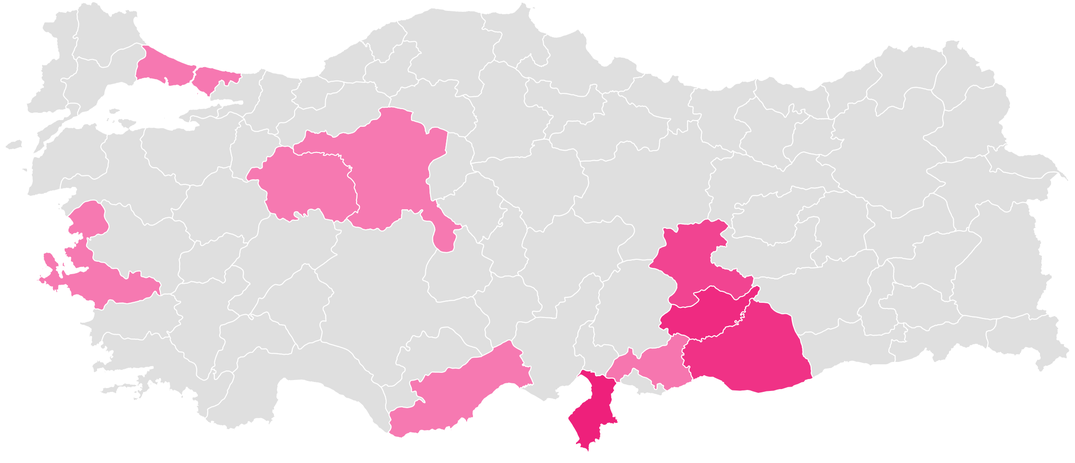

Boundaries shown on this map do not imply official endorsement by UN.

31,816

# of consultations received by persons in need in primary health

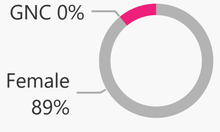

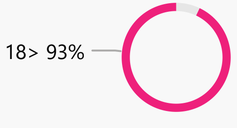

Supporting Agencies: MDM, Relief International, SAMS, UNFPA, UNICEF

Reporting Agencies: ASAM, DDD, NSPPL, SAMS, TKV, UNFPA

Achievements

0

# of consultations received by persons in need in primary health

	Female	Male

1,403

# of MHPSS consultations provided in (supported) refugee health centers and host community clinics

	Female	Male
18>	53.37%	46.63%
0-17	45.16%	54.84%

27,057

# of individuals who receive SRH services

	Female	Male
18>	97.84%	
0-17	84.87%	

0

# of persons provided with transportation to health facilities

	Female	Male

0

# of refugees who attend awareness raising activities on STIs, including HIV

	Female	Male

All figures shown here refer to health sector supported activities in Türkiye. **Sources:** ActivityInfo **Feedback:** IMTurkey@unhcr.org

Türkiye Health Sector Achievements - 2024

as of December 2024

Inter-Agency Coordination Türkiye

of beneficiaries reached in Türkiye by Health Sector Partners

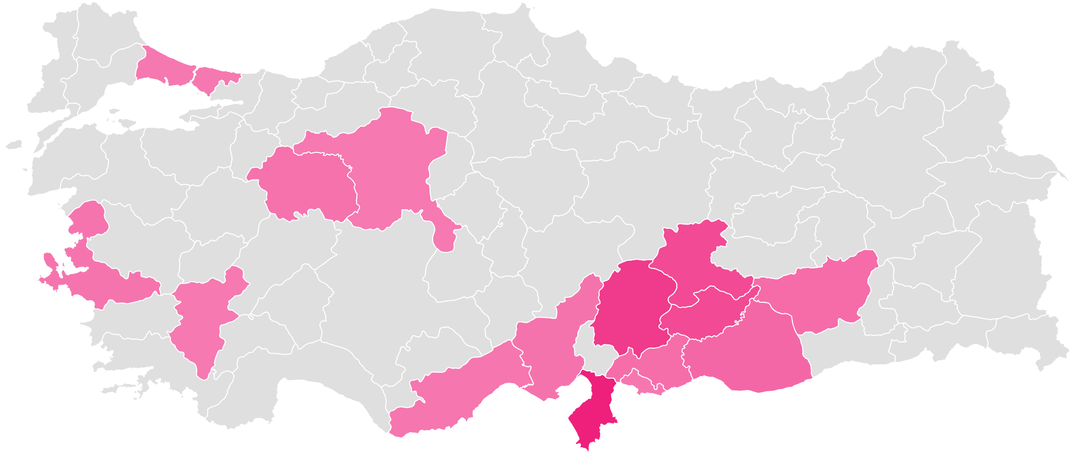

Boundaries shown on this map do not imply official endorsement by UN.

271,409

# of consultations received by persons in need in primary health

Supporting Agencies

ASAM	IOM	KAMER	MoH	Relief Inter...	Sanliurfa M...	UNHCR	WHO	YAHA
Humanity&I...	IRC	MDM	Pozitif Yasa...	SAMS	UNFPA	UNICEF	World Visio...	

Reporting Agencies

ASAM	DDD	EVSAD	IDA	IOM	Maya F...	MUDEM	NSPPL	Relief I...	SAMS	UNFPA	UOSSM...

Achievements

258,949

# of consultations received by persons in need in primary health

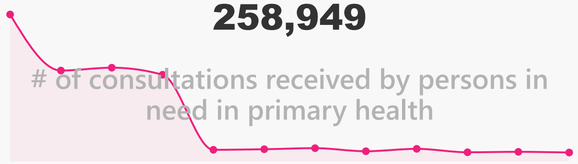

	Female	Male
18>	50.63%	49.36%
0-17	51.31%	48.65%

10,635

# of MHPSS consultations provided in (supported) refugee health centers and host community clinics

	Female	Male
18>	60.52%	39.45%
0-17	43.40%	56.60%

86,483

# of individuals who receive SRH services

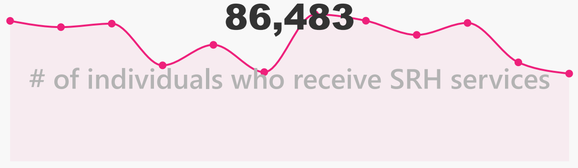

	Female	Male
18>	97.70%	
0-17	85.28%	

4,353

# of persons provided with transportation to health facilities

	Female	Male
18>	70.46%	29.47%
0-17	51.53%	48.47%

15,997

# of refugees who attend awareness raising activities on STIs, including HIV

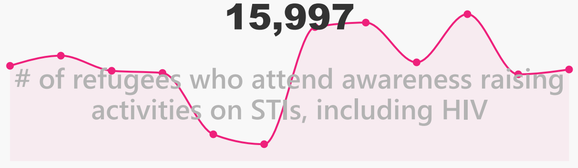

	Female	Male
18>	97.11%	
0-17	84.35%	

All figures shown here refer to health sector supported activities in Türkiye. **Sources:** ActivityInfo **Feedback:** IMTurkey@unhcr.org