Marmara Protection Sector Achievements - 2025

as of August 2025

Inter-Agency Coordination Türkiye

# of Beneficiaries by Location

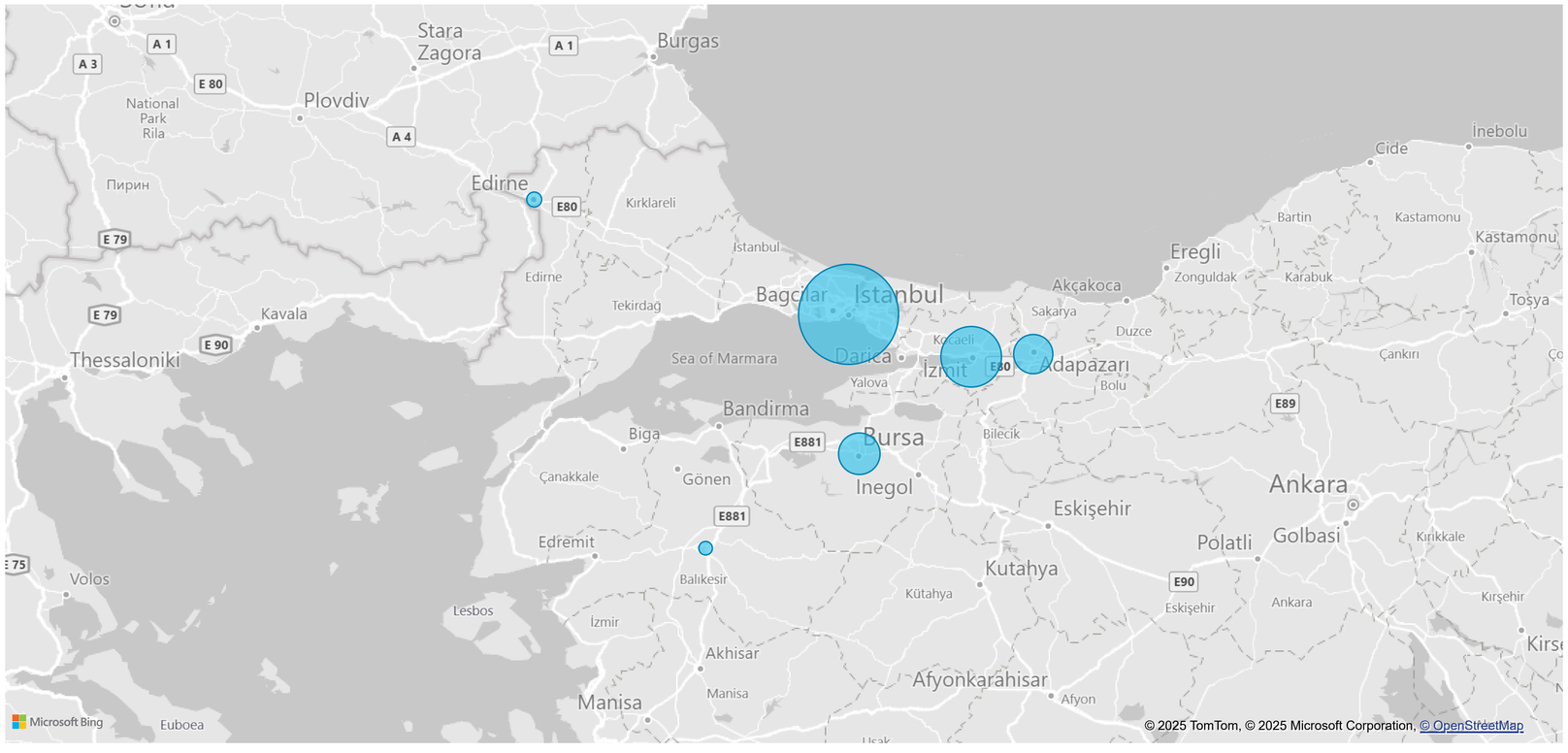

Individuals benefitting protection Services by Month

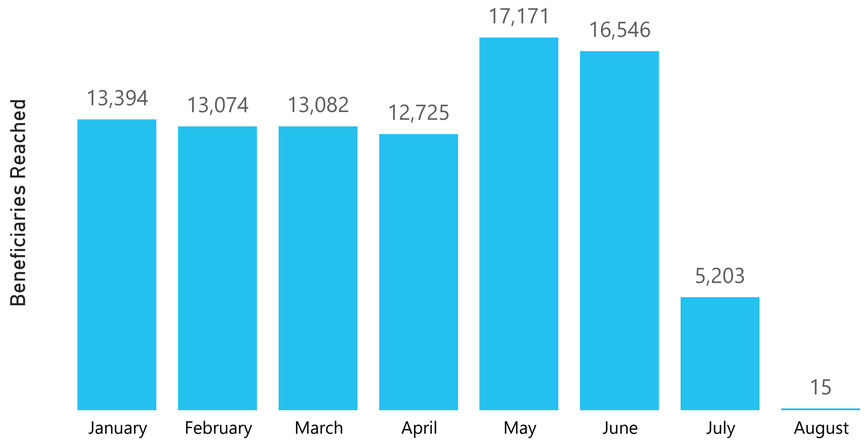

46,878
Number of individuals benefitting from protection activities

21,942
Number of individuals with specific needs/vulnerabilities assessed and identified with protection n

Location

All

Breakdown of Beneficiaries by Gender

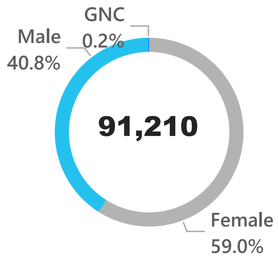

Breakdown of Beneficiaries by Nationality*

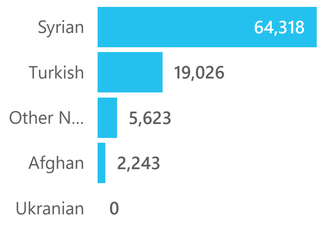

21,341
Number referrals (of individuals with protection needs) to specialized/multisectoral services

2,149
# of individual GBV survivors provided with GBV specific response services

2,850
# of individual GBV survivors and those at risk assessed

27,512
Number of individuals receiving cash/in-kind assistance to meet their protection needs

160
# of children assessed for protection needs

683
# of children participating in structured, sustained child protection or psycho-social support progr

10,037
# of individuals provided with individual legal support

634
# of individuals trained on international protection, rights, services and available assistance

Appeal: All

EQ Response Activity: All

Nationality: All

Reporting Agencies

ASAM | HRDF | ICMPD | IOM | Multeciler Dern... | SAMS | Save the Children | SEVKAR | TRC | UMHD | UNFPA | UNHCR | WALD | Yeryüzü Çocukl... | YSF

Supporting Agencies

GIZ | ICMPD | IOM | SAMS | Save the Children | UMHD | UNFPA | UNHCR | UNICEF | Yeryüzü Çocukları Derneği

Source: PWG, ActivityInfo **Feedback**: *IMTurkey@unhcr.org*

**The number of beneficiaries reached is calculated by summing indicators selected by the sectors; there may be duplications.*

Marmara Protection Sector Achievements - 2025

as of August 2025

Inter-Agency Coordination Türkiye

Number of individuals with specific needs/vulnerabilities assessed and identified with protection needs

21,942

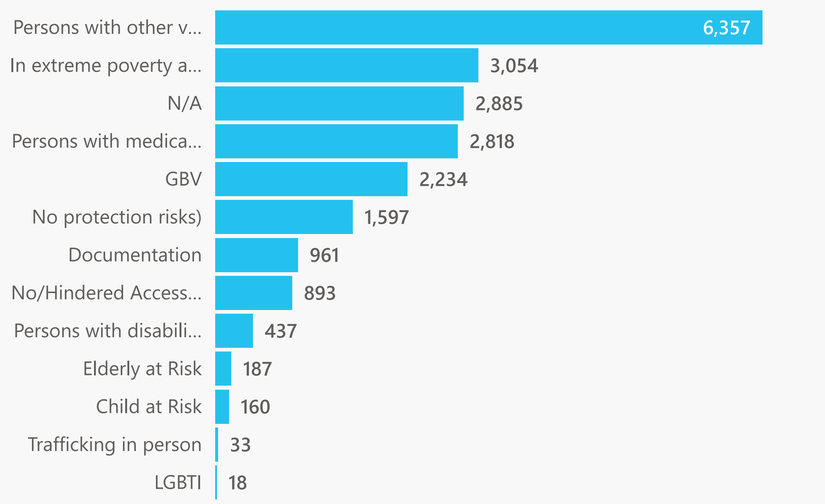

Number of Individuals Trained

634

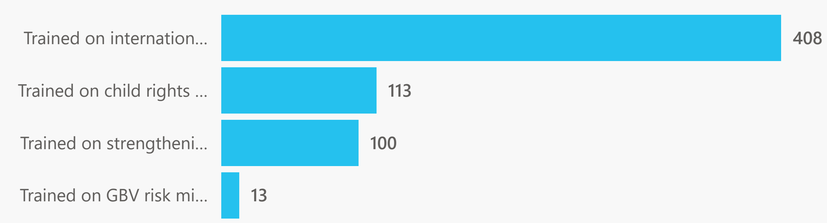

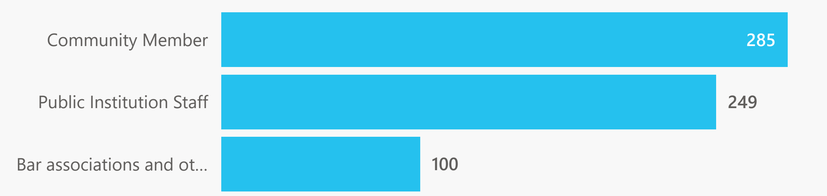

Number of Individuals Reached with Information Dissemination or Awareness Raising

6,266

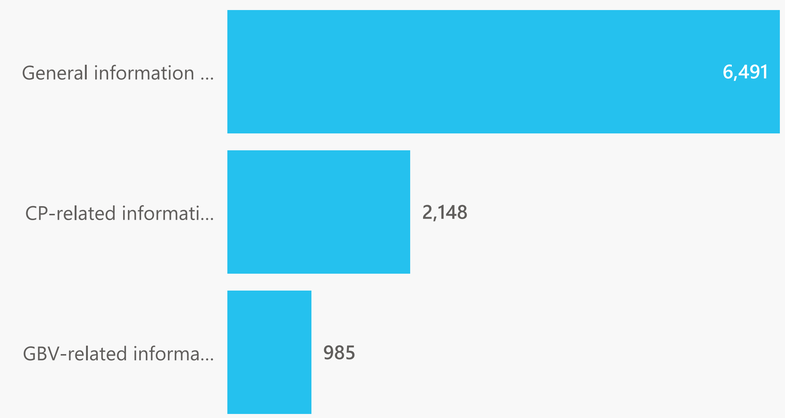

Location All

Appeal All

Nationality All

EQ Response Activity All

Individuals benefitting protection Services by Month



Reporting Agencies

ASAM	HRDF	ICMPD	IOM	Multeciler Dern...	SAMS	Save the Children	SEVKAR	TRC	UMHD	UNFPA	UNHCR	WALD	Yeryüzü Çocukl...	YSF	

Supporting Agencies

GIZ	ICMPD	IOM	SAMS	Save the Children	UMHD	UNFPA	UNHCR	UNICEF	Yeryüzü Çocukları Derneği

Source: PWG, ActivityInfo **Feedback**: *IMTurkey@unhcr.org*

**The number of beneficiaries reached is calculated by summing indicators selected by the sectors; there may be duplications.*

Marmara Protection Sector Achievements - 2025

as of August 2025

Inter-Agency Coordination Türkiye

Location: All | Appeal: 3RP | EQ Response Activity: All | Nationality: All

Indicator Family	January	February	March	April	May	June	July	**Total**
1.1.1 # of individuals trained on international protection, rights, services and available assistance	89	55	16	78	48	30		**316**
1.4.1 # of refugees/vulnerable host community members provided with individual legal support (legal aid and counsel)	1,526	1,609	1,502	1,255	1,416	1,383	708	**9,399**
2.1.1 # of individuals benefitting from protection activities	7,661	7,991	6,540	6,855	7,315	6,443	3,772	**46,577**
2.1.2 # of individuals with specific needs/vulnerabilities assessed and identified with protection needs	4,162	3,218	2,051	2,254	3,404	1,653	2,189	**18,931**
2.1.3 # referrals (of individuals with protection needs) to specialized/multisectoral services	3,918	3,416	4,011	2,585	3,359	2,691	1,361	**21,341**
2.1.4 # of individuals receiving cash/in-kind assistance to meet their protection needs	4,501	2,375	5,160	117	3,743	11,114	101	**27,111**
2.1.5 # of individual receiving psycho-social support	193	195	139	171	103	73	37	**911**
2.2.1 # of individuals reached through information campaigns and awareness-raising on rights, entitlements, services, assistance including as related to return procedures and conditions	387	225	226	282	228	78	74	**1,500**
2.3.1 # of individuals engaged in sustained and structured mobilization efforts and empowerment programmes	23	28	82	25	23		1	**182**
2.5.1 # of refugee and host community members participating in one-off events specific to social cohesion	91	28	22	72	64	32	79	**388**
2.5.2 # of refugee and host community members participating in structured and sustained programmes specific to social cohesion	2,823	2,590	3,912	3,603	4,864	2,911	2	**20,705**
3.1.1 # of individual Gender-Based Violence (GBV) survivors and those at risk assessed	528	320	394	234	427	197	134	**2,234**
3.1.2 # of individual GBV survivors provided with GBV specific response services	430	392	318	296	348	244	121	**2,149**
3.1.3 # of individual GBV survivors referred to multi-sectoral GBV specific response services	206	162	200	243	192	110	62	**1,175**
3.2.1 # of individuals reached through GBV-related information campaigns and activities to raise public awareness on rights, entitlements and assistance for prevention, mitigation and response to GBV	173	155	210	182	137	71	57	**985**
4.1.1 # of children assessed for protection risks	974	796	575	610	645	479	701	**4,780**
4.1.2 # of children identified to be at risk	447	278	212	131	279	172	425	**1,944**
4.1.3 # of children referred to specialised/multi-sectoral services	453	367	245	138	302	189	331	**2,025**
4.2.1 # of children participating in structured and sustained community based child protection programmes	6							**6**
4.2.2 # of children participating in structured, sustained child protection or psycho-social support programmes (individuals and in groups)	66	25	41	101	62	89	83	**467**
4.2.3 # of individuals reached with positive parenting programmes	125	18	29	94	142	29	24	**461**
4.2.4 # of individuals reached through information campaigns and awareness-raising initiatives on child rights and protection	459	346	391	304	291	99	198	**2,088**
4.3.1 # of individuals reached with technical capacity development initiatives (including trainings) on child rights and protection		113						**113**
Total	**29,241**	**24,702**	**26,276**	**19,630**	**27,392**	**28,087**	**10,460**	**165,788**

Reporting Agencies

ASAM | HRDF | IOM | Multeciler Dernegi | SAMS | SEVKAR | TRC | UNFPA | UNHCR | WALD | YSF

Supporting Agencies

GIZ | IOM | SAMS | UNFPA | UNHCR | UNICEF

Source: PWG, ActivityInfo **Feedback**: *IMTurkey@unhcr.org*

**The number of beneficiaries reached is calculated by summing indicators selected by the sectors; there may be duplications.*

Protection Sector Achievements - Istanbul- 2025

as of August 2025

Inter-Agency Coordination Türkiye

# of Beneficiaries by Location

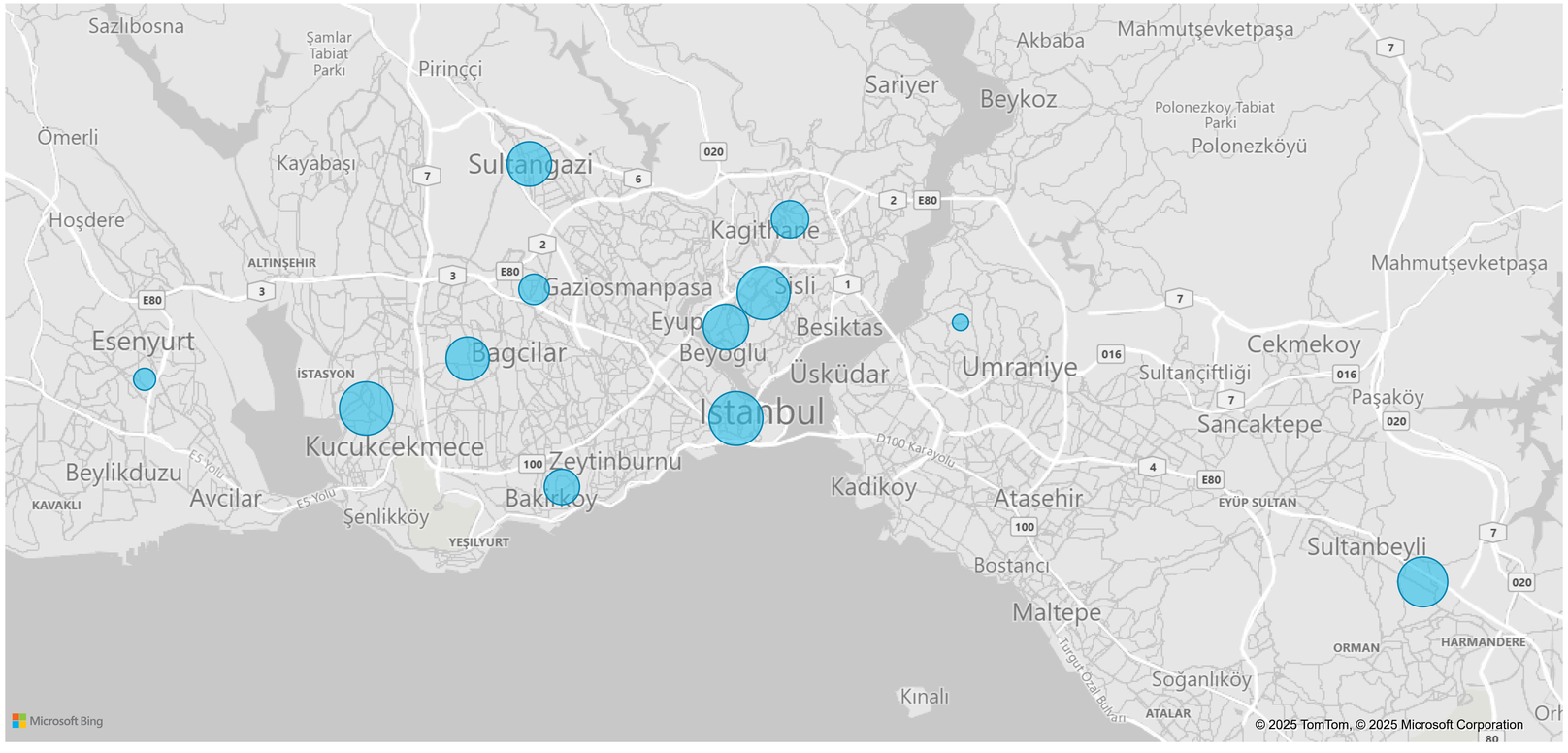

Individuals benefitting protection Services by Month

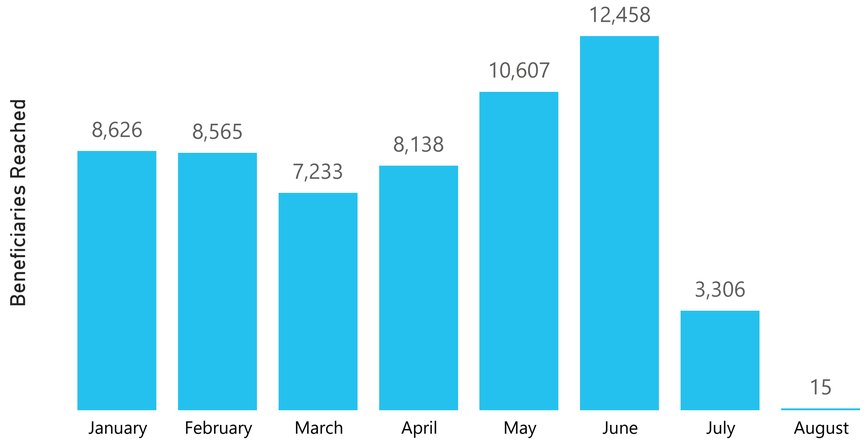

Location

All

Breakdown of Beneficiaries by Gender

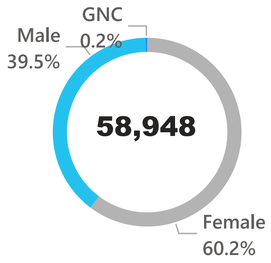

Breakdown of Beneficiaries by Nationality*

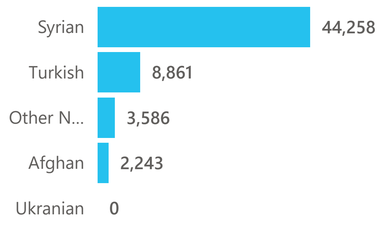

38,236
Number of individuals benefitting from protection activities

22,531
Number of individuals with specific needs/vulnerabilities assessed and identified with protection n

18,184
Number referrals (of individuals with protection needs) to specialized/multisectoral

1,868
# of individual GBV survivors provided with GBV specific response services

3,978
# of individual GBV survivors and those at risk assessed

27,100
Number of individuals receiving cash/in-kind assistance to meet their protection needs

52
# of children assessed for protection needs

397
# of children participating in structured, sustained child protection or psycho-social support progr

8,435
# of individuals provided with individual legal support

542
# of individuals trained on international protection, rights, services and available assistance

Appeal

All

EQ Response Activity

All

Nationality

All

Reporting Agencies

ASAM	HRDF	ICMPD	IOM	Multeciler Dern...	SAMS	Save the Children	SEVKAR	TRC	UMHD	UNFPA	UNHCR	WALD	Yeryüzü Çocukl...	YSF	

Supporting Agencies

GIZ	ICMPD	IOM	SAMS	Save the Children	UMHD	UNFPA	UNHCR	UNICEF	Yeryüzü Çocukları Derneği

Source: PWG, ActivityInfo *Feedback: IMTurkey@unhcr.org*

**The number of beneficiaries reached is calculated by summing indicators selected by the sectors; there may be duplications.*

Marmara Protection Sector Achievements - 2024

as of December 2024

Inter-Agency Coordination Türkiye

of Beneficiaries by Location

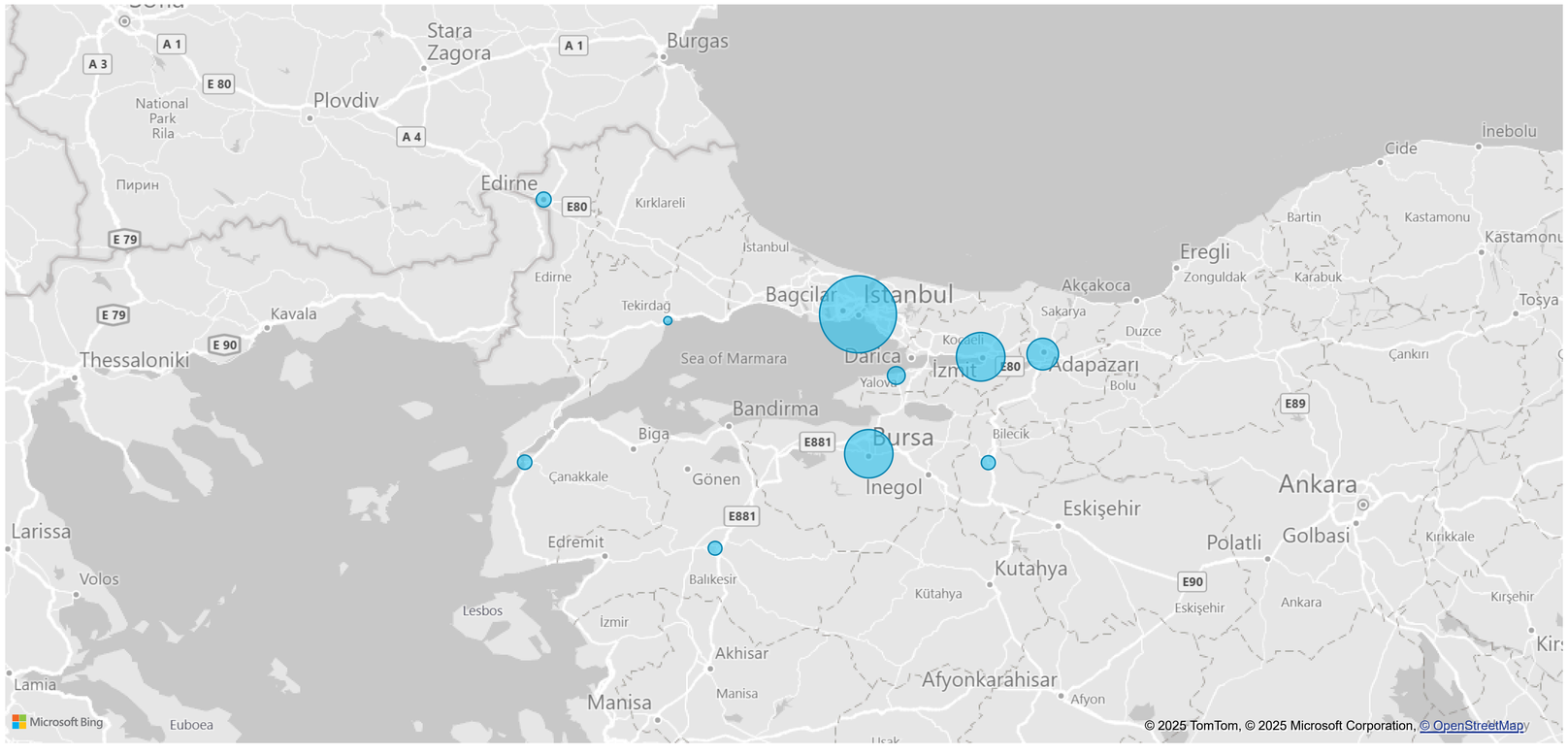

Individuals benefitting protection Services by Month

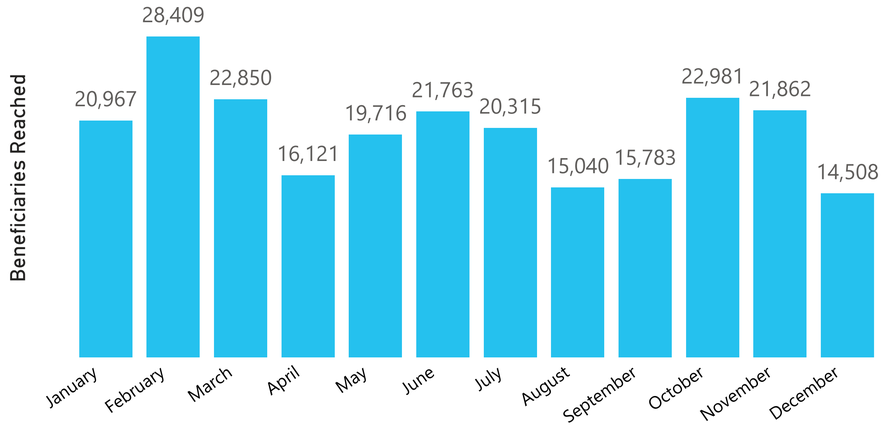

135,256
Number of individuals benefitting from protection activities

105,417
Number of individuals with specific needs/vulnerabilities assessed and identified with protection n

Location: All

Breakdown of Beneficiaries by Gender

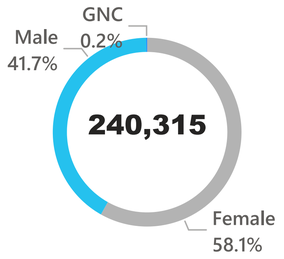

Breakdown of Beneficiaries by Nationality*

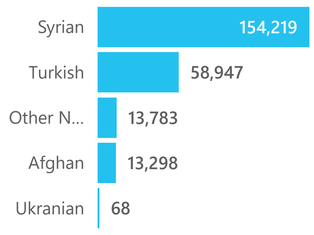

41,616
Number referrals (of individuals with protection needs) to specialized/multisectoral services

2,699
# of individual GBV survivors provided with GBV specific response services

5,326
# of individual GBV survivors and those at risk assessed

10,543
Number of individuals receiving cash/in-kind assistance to meet their protection needs

42,256
# of children assessed for protection needs

7,836
# of children participating in structured, sustained child protection or psycho-social support progr

17,757
# of individuals provided with individual legal support

1,020
# of individuals trained on international protection, rights, services and available assistance

Appeal: All

EQ Response Activity: All

Nationality: All

Reporting Agencies

ASAM | DDD | Genç Ha... | HRDF | Inogar | IOM | KADAV | Mavi Kal... | MUDEM | Multecil... | Qatar C... | Relief In... | SAMS | Save the... | SEVKAR | Test Par... | TRC | UMHD | UNFPA | UNHCR | WALD | WHH | Yeryüzü ... | YSF

Supporting Agencies

ASAM | Caritas Luxe... | GIZ | IOM | KADAV | MDM | MUDEM | Multeciler D... | Qatar Charity | Relief Intern... | SAMS | Save the Chil... | UMHD | UNFPA | UNHCR | UNICEF | WHH | Yeryüzü Çoc...

Source: PWG, ActivityInfo *Feedback*: IMTurkey@unhcr.org

**The number of beneficiaries reached is calculated by summing indicators selected by the sectors; there may be duplications.*

Marmara Protection Sector Achievements - 2023

as of December 2023

Inter-Agency Coordination Türkiye

of Beneficiaries by Location

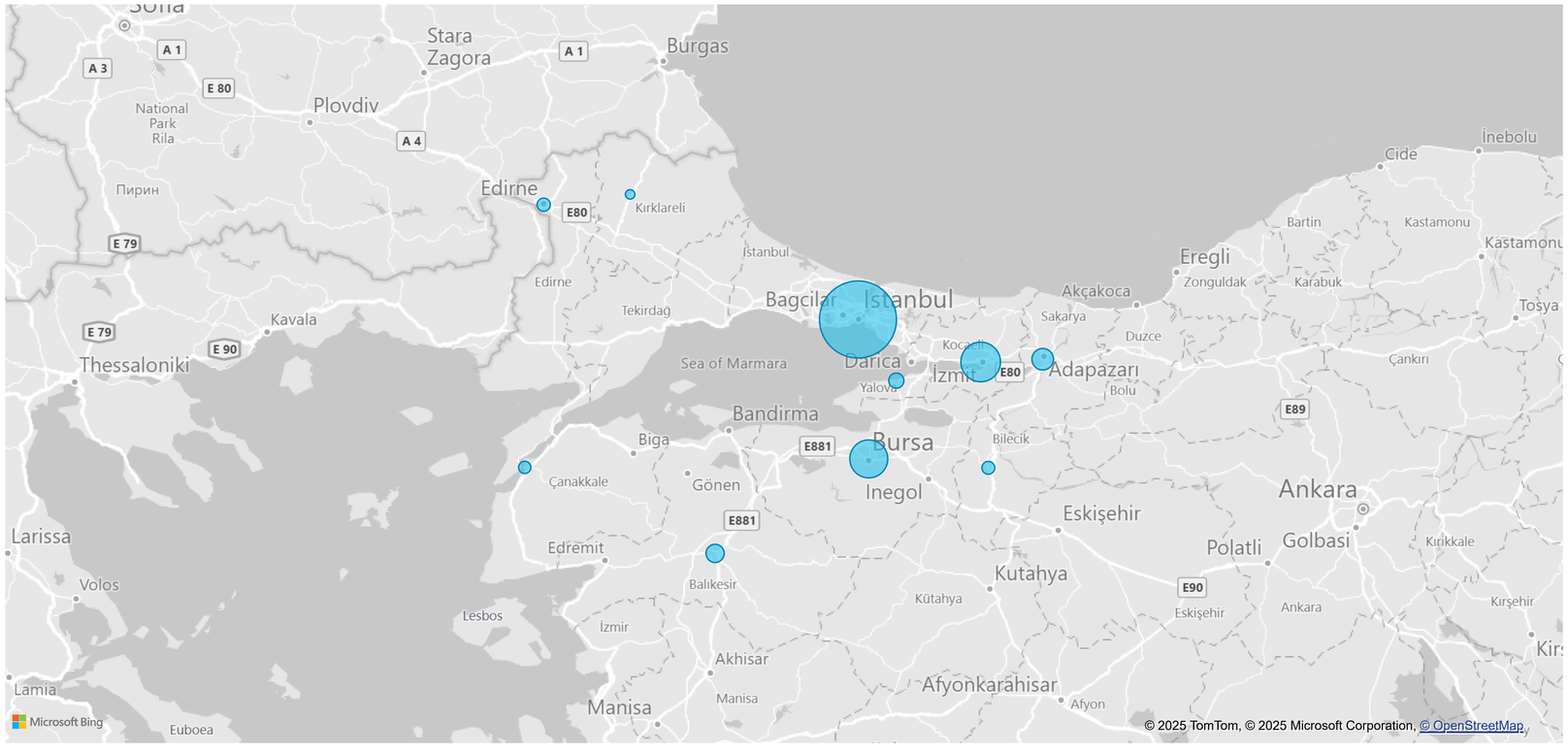

Individuals benefitting protection Services by Month

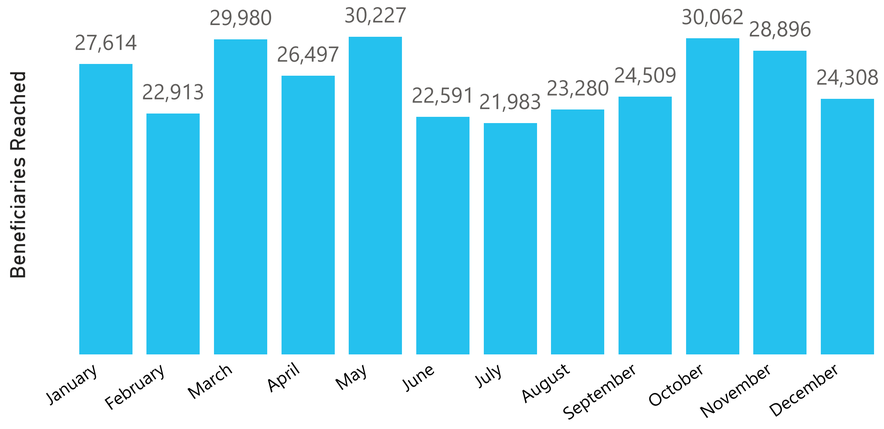

179,451
Number of individuals benefitting from protection activities

115,471
Number of individuals with specific needs/vulnerabilities assessed and identified with protection n

Location: All

Breakdown of Beneficiaries by Gender

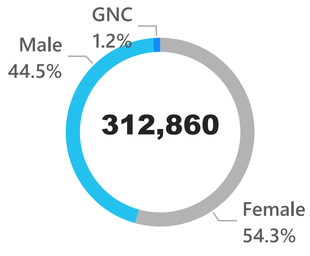

Breakdown of Beneficiaries by Nationality*

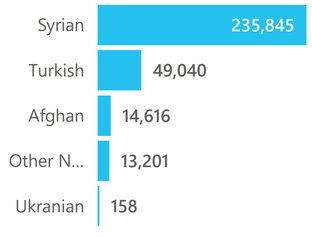

81,356
Number referrals (of individuals with protection needs) to specialized/multisectoral services

2,905
# of individual GBV survivors provided with GBV specific response services

3,442
# of individual GBV survivors and those at risk assessed

23,223
Number of individuals receiving cash/in-kind assistance to meet their protection needs

45,262
# of children assessed for protection needs

5,709
# of children participating in structured, sustained child protection or psycho-social support progr

29,818
# of individuals provided with individual legal support

2,101
# of individuals trained on international protection, rights, services and available assistance

Appeal: All

EQ Response Activity: All

Nationality: All

Reporting Agencies

ASAM | DDD | HRDF | IOM | KADAV | Mavi Kalem | MUDEM | Multeciler ... | Multecilerl... | Relief Inter... | Save the C... | SEVKAR | STL | TRC | UMHD | UNFPA | UNHCR | WALD | WHH | YSF

Supporting Agencies

ASAM | Bar Association | Caritas Luxem... | GIZ | IOM | KADAV | MDM | MUDEM | Multeciler Der... | Relief Internati... | Save the Childr... | UMHD | UNFPA | UNHCR | UNICEF | WHH

Source: *PWG, ActivityInfo* *Feedback*: *IMTurkey@unhcr.org*

**The number of beneficiaries reached is calculated by summing indicators selected by the sectors; there may be duplications.*