Protection Sector Achievements - 2025

as of August 2025

Inter-Agency Coordination Türkiye

# of Beneficiaries by Location

Individuals benefitting protection Services by Month

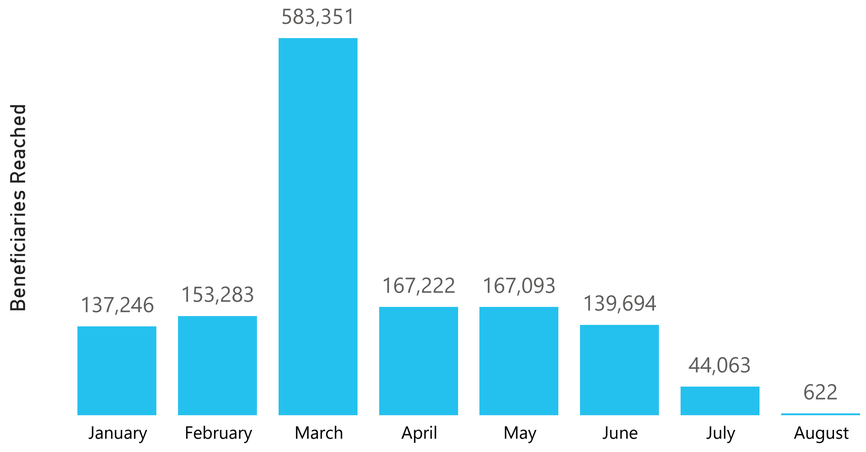

301,455
Number of individuals benefitting from protection activities

138,350
Number of individuals with specific needs/vulnerabilities assessed and identified with protection n

Location

All

Breakdown of Beneficiaries by Gender

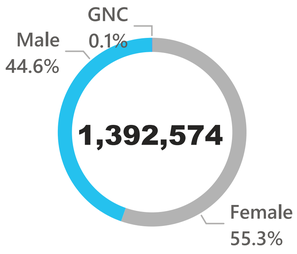

Breakdown of Beneficiaries by Nationality*

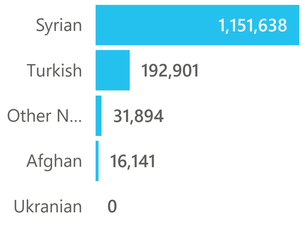

55,291
Number referrals (of individuals with protection needs) to specialized/multisectoral services

8,475
# of individual GBV survivors provided with GBV specific response services

13,164
# of individual GBV survivors and those at risk assessed

57,623
Number of individuals receiving cash/in-kind assistance to meet their protection needs

52,231
# of children assessed for protection needs

33,883
# of children participating in structured, sustained child protection or psycho-social support progr

34,357
# of individuals provided with individual legal support

9,119
# of individuals trained on international protection, rights, services and available assistance

Appeal

All

EQ Response Activity

All

Nationality

All

Reporting Agencies

ASAM	DDD	Gaziantep...	Hand in H...	HRDF	ICMPD	IOM	Kilis- Provi...	Maya Fou...	NSPPL	REALs	SAMS	SARD	SEVKAR	TARDE	TKV	UMHD	UNHCR	World Hu...	Yeryüzü Ç...	Zer...
CARE Inte...	Eksi 25	GOAL Inte...	Hatay Met...	Human A...	IGAM	Kaos GL	LEAP NGO	Multeciler...	Qatar Cha...	RET Intern...	Sanliurfa ...	Save the C...	STL	Test Partner	TRC	UNFPA	WALD	Yedi Basak	YSF	

Supporting Agencies

ASAM	Bar As...	CARE ...	Carita...	DRC	Eksi 25	GIZ	GOAL ...	Hand ...	Huma...	ICMPD	IOM	LEAP ...	Maya ...	MDM	Qatar ...	REALs	Relief ...	RET In...	SAMS	SARD	Save t...	Solida...	UMHD	UNFPA	UNHCR	UNICEF	WHO	Yedi B...	Yeryüz...

Source: *PWG, ActivityInfo* ***Feedback***: *IMTurkey@unhcr.org*

**The number of beneficiaries reached is calculated by summing indicators selected by the sectors; there may be duplications.*

Protection Sector Achievements - 2025

as of August 2025

Inter-Agency Coordination Türkiye

Number of individuals with specific needs/vulnerabilities assessed and identified with protection needs

125,523

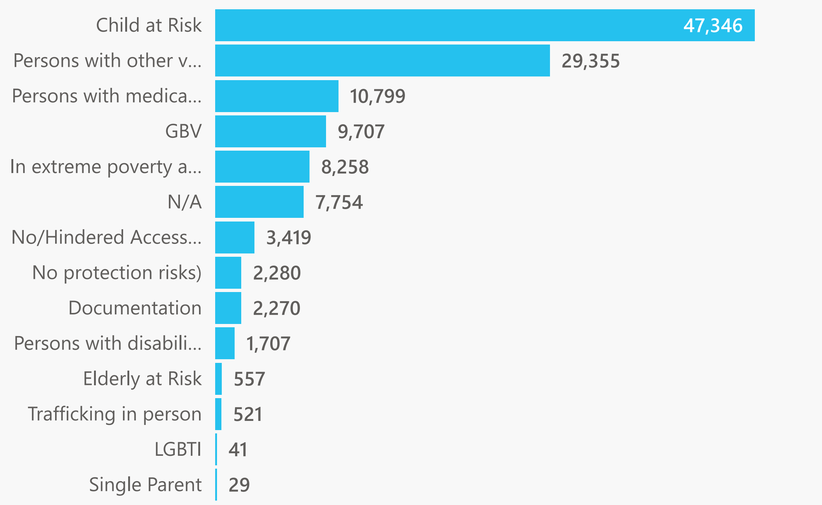

Number of Individuals Trained

8,926

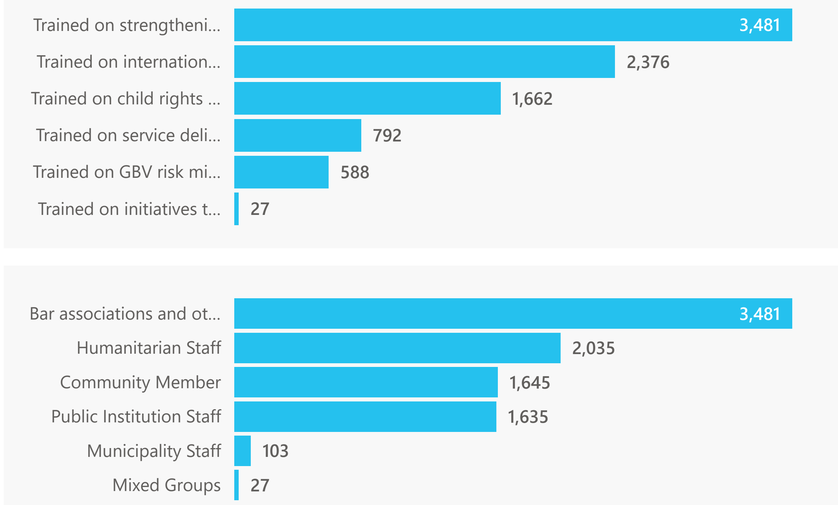

Number of Individuals Reached with Information Dissemination or Awareness Raising

183,586

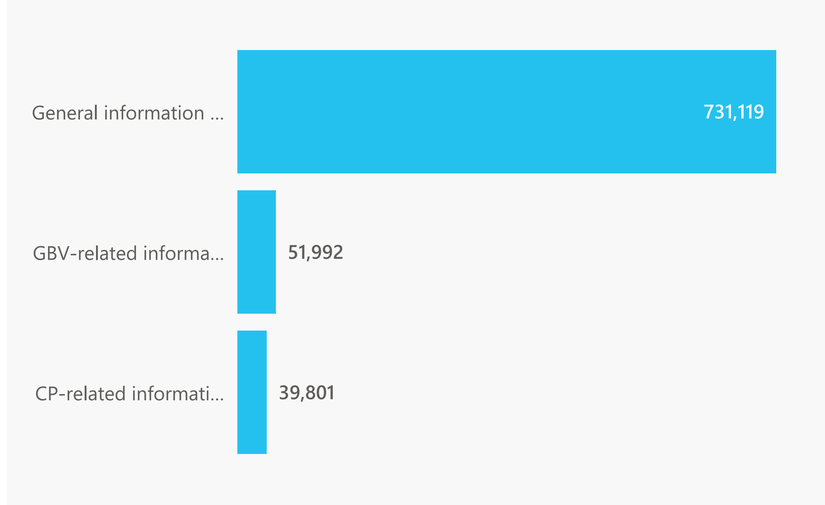

Location: All

Appeal: All

Nationality: All

EQ Response Activity: All

Individuals benefitting protection Services by Month





Reporting Agencies

ASAM	DDD	Gaziantep...	Hand in H...	HRDF	ICMPD	IOM	Kilis- Provi...	Maya Fou...	NSPPL	REALs	SAMS	SARD	SEVKAR	TARDE	TKV	UMHD	UNHCR	World Hu...	Yeryüzü Ç...	Zer...
CARE Inte...	Eksi 25	GOAL Inte...	Hatay Met...	Human A...	IGAM	Kaos GL	LEAP NGO	Multeciler...	Qatar Cha...	RET Intern...	Sanliurfa ...	Save the C...	STL	Test Partner	TRC	UNFPA	WALD	Yedi Basak	YSF	

Supporting Agencies

ASAM	Bar As...	CARE I...	Caritas...	DRC	GIZ	GOAL ...	Hand i...	Huma...	ICMPD	IOM	LEAP ...	Maya ...	MDM	Qatar ...	REALs	Relief I...	RET In...	SAMS	SARD	Save t...	Solida...	UMHD	UNFPA	UNHCR	UNICEF	WHO	Yedi B...	Yeryüz...

Source: *PWG, ActivityInfo* ***Feedback***: *IMTurkey@unhcr.org*

**The number of beneficiaries reached is calculated by summing indicators selected by the sectors; there may be duplications.*

Protection Sector Achievements - 2025

as of August 2025

Inter-Agency Coordination Türkiye

Location: All

Appeal: All

EQ Response Activity: All

Nationality: All

Indicator Family	January	February	March	April	May	June	July	August
1.1.1 # of individuals trained on international protection, rights, services and available assistance	448	274	735	256	201	462		
1.1.2 # of individuals consulted on protection risks, needs, vulnerabilities, and solutions throughout the program management cycle	1,389	1,397	836	1,078	89	809	23	
1.4.1 # of refugees/vulnerable host community members provided with individual legal support (legal aid and counsel)	5,381	5,682	5,163	4,323	4,890	4,711	4,207	
1.4.2 # of individuals trained on strengthening legal aid mechanisms for refugees (bar associations and other stakeholders)	93	2,979	100	30	179	100	117	
2.1.1 # of individuals benefitting from protection activities	48,396	55,976	51,377	44,269	38,565	38,572	24,158	142
2.1.2 # of individuals with specific needs/vulnerabilities assessed and identified with protection needs	15,201	14,895	10,631	8,452	9,082	7,613	7,081	
2.1.3 # referrals (of individuals with protection needs) to specialized/multisectoral services	9,877	8,998	9,227	6,912	8,483	6,906	4,888	
2.1.4 # of individuals receiving cash/in-kind assistance to meet their protection needs	7,921	5,681	12,300	2,307	5,278	23,549	572	15
2.1.5 # of individual receiving psycho-social support	6,242	8,191	6,533	5,480	4,353	3,572	2,719	100
2.2.1 # of individuals reached through information campaigns and awareness-raising on rights, entitlements, services, assistance including as related to return procedures and conditions	38,707	41,910	482,828	58,236	55,078	54,360	864	30
2.3.1 # of individuals engaged in sustained and structured mobilization efforts and empowerment programmes	667	695	691	399	388	668	269	
2.5.1 # of refugee and host community members participating in one-off events specific to social cohesion	738	318	387	7,005	5,547	374	279	
2.5.2 # of refugee and host community members participating in structured and sustained programmes specific to social cohesion	27,254	25,870	24,784	34,461	45,559	28,986	472	265
2.5.4 # of individuals reached with capacity sharing initiatives to promote peaceful co-existence and social cohesion	27							
2.6.1 # of individuals reached with technical capacity development initiatives (including trainings etc) on service delivery/provision to persons with specific needs	163	71	137	37	124	260	33	
2.6.3 # of institutions supported to strengthen human resources capacities (including staffing support such as recruitment of psychologists, social workers) on service delivery/provision to persons with specific needs	170							
3.1.1 # of individual Gender-Based Violence (GBV) survivors and those at risk assessed	1,793	1,770	2,031	1,482	1,635	996	643	
3.1.2 # of individual GBV survivors provided with GBV specific response services	1,107	1,673	1,628	1,209	1,210	821	827	
3.1.3 # of individual GBV survivors referred to multi-sectoral GBV specific response services	438	388	620	565	707	410	216	
3.2.1 # of individuals reached through GBV-related information campaigns and activities to raise public awareness on rights, entitlements and assistance for prevention, mitigation and response to GBV	8,402	11,982	8,706	9,600	8,662	4,640	7,067	170
3.3.1 # of individuals reached with technical capacity development (including trainings) initiatives on GBV risk mitigation, prevention and response	104	58	87	145	71	123	20	
3.3.3 # of institutions supported to strengthen human resources capacities (including staffing support such as recruitment of psychologists, social workers) on GBV risk mitigation, prevention and response	32							
4.1.1 # of children assessed for protection risks	6,761	10,448	8,526	7,843	7,577	6,191	4,636	249
4.1.2 # of children identified to be at risk	1,917	5,216	6,280	5,001	4,777	2,706	2,969	146
4.1.3 # of children referred to specialised/multi-sectoral services	3,904	4,423	3,653	4,714	3,700	2,253	3,429	110
4.2.1 # of children participating in structured and sustained community based child protection programmes	965	1,440	384	853	273	1,193	7	
4.2.2 # of children participating in structured, sustained child protection or psycho-social support programmes (individuals and in groups)	1,817	3,094	5,406	6,884	5,447	9,647	2,822	172
4.2.3 # of individuals reached with positive parenting programmes	1,558	1,039	1,805	2,108	1,133	2,862	876	15
4.2.4 # of individuals reached through information campaigns and awareness-raising initiatives on child rights and protection	6,242	7,253	7,466	6,934	7,279	4,627	6,023	
4.3.1 # of individuals reached with technical capacity development initiatives (including trainings) on child rights and protection	80	267	478	245	375	217	23	
4.3.3 # of institutions supported to strengthen human resources capacities (including staffing support such as recruitment of psychologists, social workers) on child rights and protection	60							
Total	**197,854**	**221,988**	**652,799**	**220,828**	**220,662**	**207,628**	**75,240**	**1,414**

Reporting Agencies

ASAM	DDD	Gaziantep...	Hand in H...	HRDF	ICMPD	IOM	Kilis- Provi...	Maya Fou...	NSPPL	REALs	SAMS	SARD	SEVKAR	TARDE	TKV	UMHD	UNHCR	World Hu...	Yeryüzü Ç...	Zer...
CARE Inte...	Eksi 25	GOAL Inte...	Hatay Met...	Human A...	IGAM	Kaos GL	LEAP NGO	Multeciler...	Qatar Cha...	RET Intern...	Sanliurfa ...	Save the C...	STL	Test Partner	TRC	UNFPA	WALD	Yedi Basak	YSF	

Supporting Agencies

ASAM	Bar As...	CARE ...	Carita...	DRC	Eksi 25	GIZ	GOAL ...	Hand ...	Huma...	ICMPD	IOM	LEAP ...	Maya ...	MDM	Qatar ...	REALs	Relief ...	RET In...	SAMS	SARD	Save t...	Solida...	UMHD	UNFPA	UNHCR	UNICEF	WHO	Yedi B...	Yeryüz...

Source: *PWG, ActivityInfo* ***Feedback***: *IMTurkey@unhcr.org*

**The number of beneficiaries reached is calculated by summing indicators selected by the sectors; there may be duplications.*

Türkiye Protection Sector 3RP Progress Checker

as of August 2025

Inter-Agency Coordination Türkiye

2.1.5 # of individual receiving psycho-social support

229,376
Achievement

134,437
Target

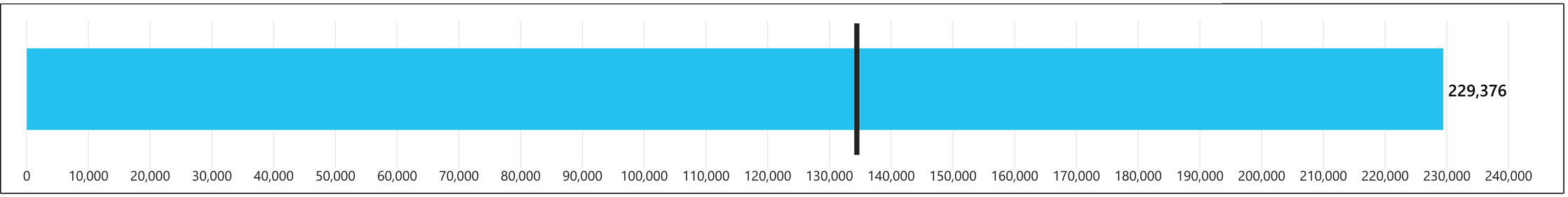

Implementation by Month

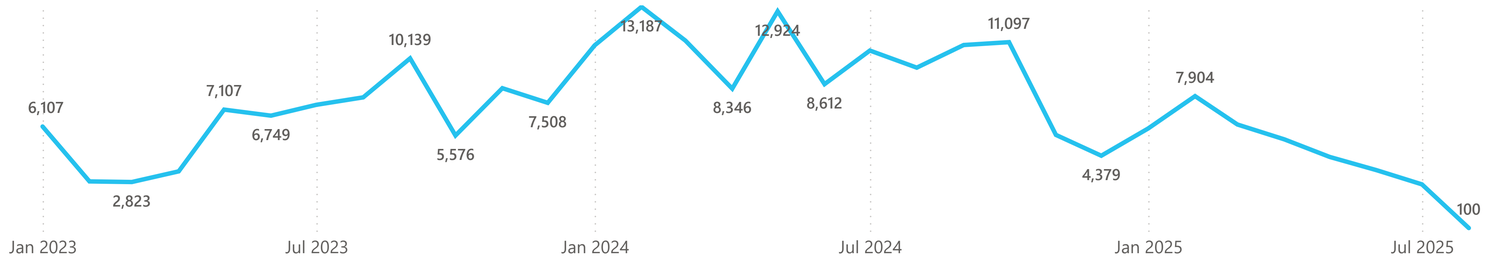

By Supporting Agency

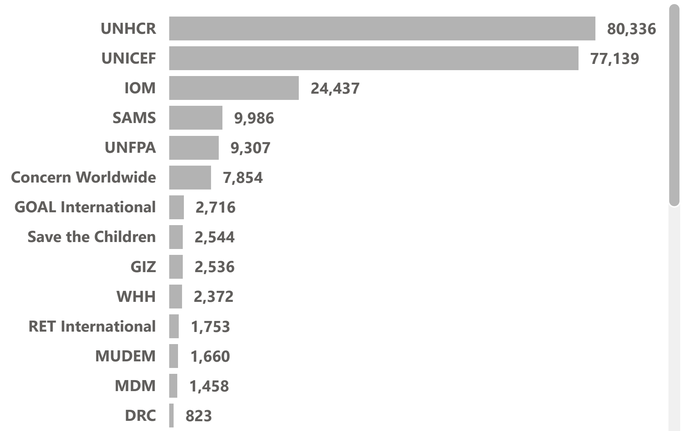

By Implementing Agency

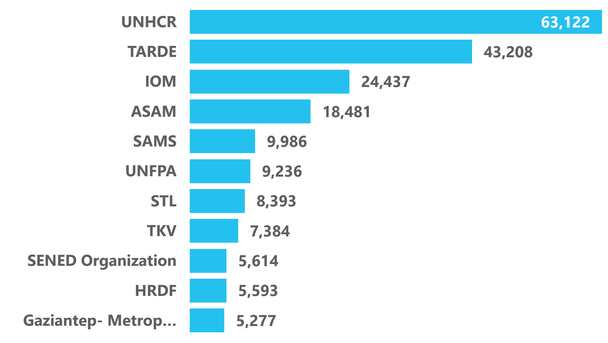

# of Beneficiaries by Location

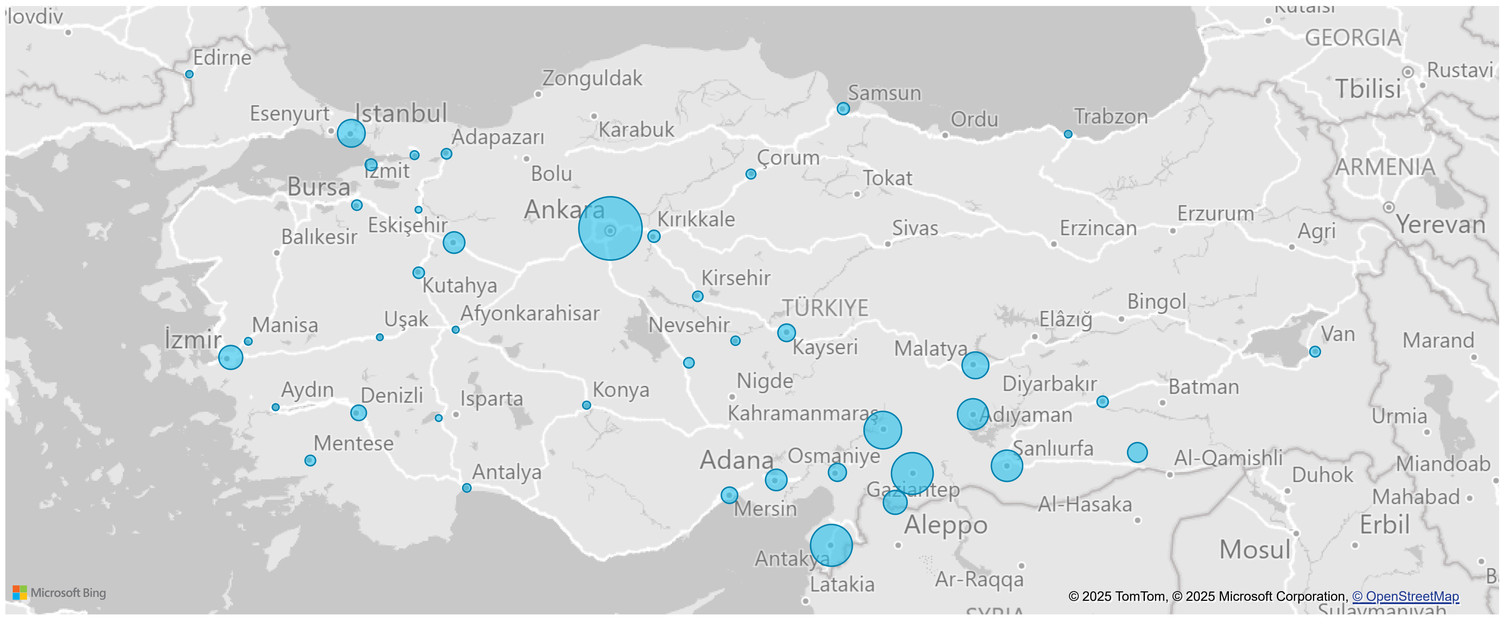

Indicator

- 1.1.1 # of individuals trained ...
- 1.1.2 # of individuals consulte...
- 1.4.1 # of refugees/vulnerabl...
- 1.4.2 # of individuals trained ...
- 2.1.1 # of individuals benefitti...
- 2.1.2 # of individuals with spe...
- 2.1.3 # referrals (of individual...
- 2.1.4 # of individuals receivin...
- ■ 2.1.5 # of individual receiving...
- 2.2.1 # of individuals reached...
- 2.3.1 # of individuals engage...
- 2.5.1 # of refugee and host c...
- 2.5.2 # of refugee and host c...
- 2.5.4 # of individuals reached...
- 2.6.1 # of individuals reached...
- 2.6.2 # of institutions support...
- 2.6.3 # of institutions support...
- 3.1.1 # of individual Gender-...
- 3.1.2 # of individual GBV surv...
- 3.1.3 # of individual GBV surv...
- 3.2.1 # of individuals reached...
- 3.3.1 # of individuals reached...
- 3.3.2 # of institutions support...
- 3.3.3 # of institutions support...
- 4.1.1 # of children assessed f...
- 4.1.2 # of children identified t...
- 4.1.3 # of children referred to...

Nationality

- Afghan
- Other Nationalities
- Syrian
- Turkish
- Ukranian

Appeal, EQ Response Activity

- ■ 3RP
- Outside of 3RP

Reporting Agencies

AHF	Bonyan	Concern ...	DRC	Gaziante...	GOAL Int...	Hatay M...	Human ...	IOM	Kaos GL	LWA	Mavi Kal...	MUDEM	RET Inter...	Sanliurfa...	Save the ...	SEVKAR	STL	TKV	UNFPA	WALD	World H...	Ze...
ASAM	CARE Int...	DDD	Eksi 25	Genç Ha...	Gokkusa...	HRDF	IGAM	KADAV	Kilis- Pro...	Malatya ...	Maya Fo...	REALs	SAMS	SARD	SENED O...	SRP	TARDE	TRC	UNHCR	WHH	Yedi Basak	

Supporting Agencies

AFAD	ASAM	CARE ...	Carita...	Conce...	DRC	Eksi 25	GIZ	GOAL ...	Huma...	IOM	IRC	LWA	Maya ...	MDM	MoNE	MUDE...	Oxfa...	Qatar ...	REALs	Relief ...	RET In...	SAMS	Save t...	Solida...	UNFPA	UNHCR	UNICEF	WHH	Yedi B...

Source: *PWG, ActivityInfo* ***Feedback***: *IMTurkey@unhcr.org*

**The number of beneficiaries reached is calculated by summing indicators selected by the sectors; there may be duplications.*

Appealing Agency	Progress	Gap	Target	% of Progress	% Bar
ARSA					
1.1.1 # of individuals trained on international protection, rights, services and available assistance	0	1,500	1,500	0.00%	
1.2.1 # of data update interviews with foreigners within the scope of Temporary Protection and International Protection	0	1,100	1,100	0.00%	
2.1.1 # of individuals benefitting from protection activities	0	3,000	3,000	0.00%	
2.1.2 # of individuals with specific needs/vulnerabilities assessed and identified with protection needs	0	1,000	1,000	0.00%	
2.1.3 # referrals (of individuals with protection needs) to specialized/multisectoral services	0	750	750	0.00%	
2.1.5 # of individuals receiving psycho-social support	0	360	360	0.00%	
2.2.1 # of individuals reached through information campaigns and awareness-raising on rights, entitlements, services and assistance	0	120	120	0.00%	
2.4.1 # of feedback, complaints and response mechanisms established and/or maintained	0	6	6	0.00%	
2.4.2 # of feedback and complaints received and followed-up	0	120	120	0.00%	
2.5.1 # of refugee and host community members participating in one-off events specific to social cohesion	0	650	650	0.00%	
2.5.2 # of refugee and host community members participating in structured and sustained programmes specific to social cohesion	0	250	250	0.00%	
3.1.1 # of individual Gender-Based Violence survivors and those at risk assessed	0	150	150	0.00%	
3.1.2 # of individual Gender-Based Violence survivors and/or those at risk provided with GBV-specific response services	0	200	200	0.00%	
3.1.3 # of individual Gender-Based Violence survivors and/or those at risk referred to multi-sectoral GBV-specific response services	0	300	300	0.00%	
3.3.1 # of individuals reached with technical capacity development (including trainings) initiatives on GBV risk mitigation, prevention and response	0	200	200	0.00%	
4.1.1 # of children assessed for protection risks	0	350	350	0.00%	
4.1.2 # of children identified to be at risk	0	250	250	0.00%	
4.1.3 # of children referred to specialised/multi-sectoral services	0	200	200	0.00%	
4.2.2 # of children participating in structured and sustained psycho-social support programmes (individuals and in groups)	0	100	100	0.00%	
4.2.4 # of individuals reached through information campaigns and awareness-raising initiatives on child rights and protection	0	350	350	0.00%	
4.3.3 # of institutions supported to strengthen human resources capacities (including staffing support such as recruitment of psychologists, social workers) on child rights and protection	0	15	15	0.00%	
ASAM					
1.1.1 # of individuals trained on international protection, rights, services and available assistance	3,168	0	665	300.00%	
1.1.2 # of individuals consulted on protection risks, needs, vulnerabilities, and solutions throughout the program management cycle	0	94,489	94,489	0.00%	
1.4.1 # of refugees/vulnerable host community members provided with individual legal support (legal aid and counsel)	322	7,420	7,742	8.75%	
1.4.2 # of individuals trained on strengthening legal aid mechanisms for refugees (bar associations and other stakeholders)	180	320	485	121.95%	
2.1.1 # of individuals benefitting from protection activities	23,768	92,146	109,826	566.88%	
2.1.2 # of individuals with specific needs/vulnerabilities assessed and identified with protection needs	11,039	35,209	43,128	434.57%	
2.1.3 # referrals (of individuals with protection needs) to specialized/multisectoral services	7,248	34,152	39,815	404.49%	
2.1.4 # of individuals receiving cash/in-kind assistance to meet their protection needs	2,628	16,046	17,943	379.34%	
2.1.5 # of individual receiving psycho-social support	575	13,070	13,645	108.89%	
2.2.1 # of individuals reached through information campaigns and awareness-raising on rights, entitlements, services, assistance including as related to return procedures and conditions	1,140	66,567	67,599	189.85%	
2.3.1 # of individuals engaged in sustained and structured mobilization efforts and empowerment programmes	506	0	351	100.00%	

Indicator	Progress	Gap	Target	Average of % of Progress
1.1.1 # of individuals trained on international protection, rights, services and available assistance	7,228	20,615	24,005	32.87%
1.1.2 # of individuals consulted on protection risks, needs, vulnerabilities, and solutions throughout the program management cycle	5,262	128,792	129,594	8.81%
1.2.1 # of data update interviews with foreigners within the scope of Temporary Protection and International Protection	0	245,725	245,725	0.00%
1.3.1 # of individuals submitted for resettlement by UNHCR	0	20,000	20,000	0.00%
1.3.2 # of Syrian voluntary repatriation interviews observed	0	665,000	665,000	0.00%
1.4.1 # of refugees/vulnerable host community members provided with individual legal support (legal aid and counsel)	33,652	34,919	64,363	15.53%
1.4.2 # of individuals trained on strengthening legal aid mechanisms for refugees (bar associations and other stakeholders)	3,448	1,100	3,265	27.74%
2.1.1 # of individuals benefitting from protection activities	284,371	355,092	551,692	28.96%
2.1.2 # of individuals with specific needs/vulnerabilities assessed and identified with protection needs	73,748	253,915	323,963	14.61%
2.1.3 # referrals (of individuals with protection needs) to specialized/multisectoral services	53,463	200,946	252,824	10.12%
2.1.4 # of individuals receiving cash/in-kind assistance to meet their protection needs	56,434	61,543	106,508	30.65%
2.1.5 # of individual receiving psycho-social support	38,213	55,150	91,329	34.17%
2.1.5 # of individuals receiving psycho-social support	0	43,108	43,108	0.00%
2.2.1 # of individuals reached through information campaigns and awareness-raising on rights, entitlements, services and assistance	0	121,185	121,185	0.00%
2.2.1 # of individuals reached through information campaigns and awareness-raising on rights, entitlements, services, assistance including as related to return procedures and conditions	722,974	1,202,295	1,925,161	33.12%
2.3.1 # of individuals engaged in sustained and structured mobilization efforts and empowerment programmes	2,200	13,071	15,100	22.73%
2.4.1 # of feedback, complaints and response mechanisms established and/or maintained	0	245	245	0.00%
2.4.2 # of feedback and complaints received and followed-up	0	30,779	30,779	0.00%
2.5.1 # of refugee and host community members participating in one-off events specific to social cohesion	2,274	20,495	22,505	9.50%
2.5.2 # of refugee and host community members participating in structured and sustained programmes specific to social cohesion	188,117	17,977	20,460	9.56%
2.5.3 # of institutions engaged with to promote peaceful co-existence and social cohesion	0	121	121	0.00%
2.6.1 # of individuals reached with technical capacity development initiatives (including trainings etc) on service delivery/provision to persons with specific needs	1,542	8,309	8,835	19.85%
2.6.2 # of institutions supported to improve physical capacities (including related to infrastructure, material and logistic support) on service delivery/provision to persons with specific needs	0	16	16	0.00%
2.6.3 # of institutions supported to strengthen human resources capacities (including staffing support such as recruitment of psychologists, social workers) on service delivery/provision to persons with specific needs	170	58	228	17.00%
3.1.1 # of individual Gender-Based Violence (GBV) survivors and those at risk assessed	28,372	18,797	35,934	36.66%
3.1.1 # of individual Gender-Based Violence survivors and those at risk assessed	0	6,947	6,947	0.00%
3.1.2 # of individual GBV survivors provided with GBV specific response services	12,633	7,315	16,155	50.15%
3.1.2 # of individual Gender-Based Violence survivors and/or those at risk provided with GBV-specific response services	0	5,692	5,692	0.00%
3.1.3 # of individual GBV survivors referred to multi-sectoral GBV specific response services	7,365	8,404	13,044	39.93%
3.1.3 # of individual Gender-Based Violence survivors and/or those at risk referred to multi-sectoral GBV-specific response services	0	5,798	5,798	0.00%
3.2.1 # of individuals reached through GBV-related information campaigns and activities to raise public awareness on rights, entitlements and assistance for prevention, mitigation and response to GBV	124,550	38,795	109,266	31.05%
3.3.1 # of individuals reached with technical capacity development (including trainings) initiatives on GBV risk mitigation, prevention and response	853	2,193	2,900	25.28%
3.3.2 # of institutions supported to improve physical capacities (including related to infrastructure, material and logistic support) on GBV risk mitigation, prevention and response	0	3	3	0.00%
3.3.3 # of institutions supported to strengthen human resources capacities (including staffing support such as recruitment of psychologists, social workers) on GBV risk mitigation, prevention and response	32	30	62	26.67%

Supporting Agency	Afghan	Other Nationalities	Syrian	Turkish	Ukranian	To
ASAM		**1,761**	**23,824**			**25**
CARE International						
CARE International						
ADANA						
1.4.1 # of refugees/vulnerable host community members provided with individual legal support (legal aid and counsel)	20	10	92	2		
2.1.1 # of individuals benefitting from protection activities			1,533			**1**
GAZIANTEP						
1.4.1 # of refugees/vulnerable host community members provided with individual legal support (legal aid and counsel)			6	6		
2.1.1 # of individuals benefitting from protection activities			837	24		
3.2.1 # of individuals reached through GBV-related information campaigns and activities to raise public awareness on rights, entitlements and assistance for prevention, mitigation and response to GBV			980			
HATAY						
1.4.1 # of refugees/vulnerable host community members provided with individual legal support (legal aid and counsel)			230	26		
2.1.4 # of individuals receiving cash/in-kind assistance to meet their protection needs			114			
3.2.1 # of individuals reached through GBV-related information campaigns and activities to raise public awareness on rights, entitlements and assistance for prevention, mitigation and response to GBV			360			
KILIS						
1.4.1 # of refugees/vulnerable host community members provided with individual legal support (legal aid and counsel)			2			
2.1.1 # of individuals benefitting from protection activities			840			
3.2.1 # of individuals reached through GBV-related information campaigns and activities to raise public awareness on rights, entitlements and assistance for prevention, mitigation and response to GBV			806			
SANLIURFA						
1.4.1 # of refugees/vulnerable host community members provided with individual legal support (legal aid and counsel)		24	336			
2.1.1 # of individuals benefitting from protection activities			5,061	42		**5**
2.1.4 # of individuals receiving cash/in-kind assistance to meet their protection needs			129	9		
Caritas Luxembourg						
SARD						
ADIYAMAN						
2.1.1 # of individuals benefitting from protection activities				370		
DRC						
Maya Foundation						
HATAY						
2.1.1 # of individuals benefitting from protection activities			573			
2.1.2 # of individuals with specific needs/vulnerabilities assessed and identified with protection needs			30			
2.1.3 # referrals (of individuals with protection needs) to specialized/multisectoral services			19			
2.1.5 # of individual receiving psycho-social support			12			
4.2.2 # of children participating in structured, sustained child protection or psycho-social support programmes (individuals and in groups)			214			
GIZ						
ASAM						
ANKARA						
1.4.1 # of refugees/vulnerable host community members provided with individual legal support (legal aid and counsel)			322			

Türkiye Koruma Sektörü İlerleme Takip

1,798,413
Achievement

4,635,156
Hedef

as of August 2025

Inter-Agency Coordination Türkiye

Bütün göstergeler

1,798,413
Achievement

4,635,156
Target

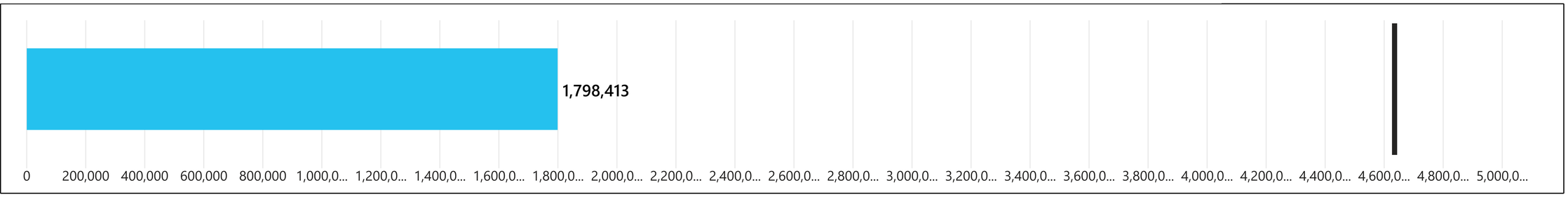

Uygulama Ayına Göre İlerleme

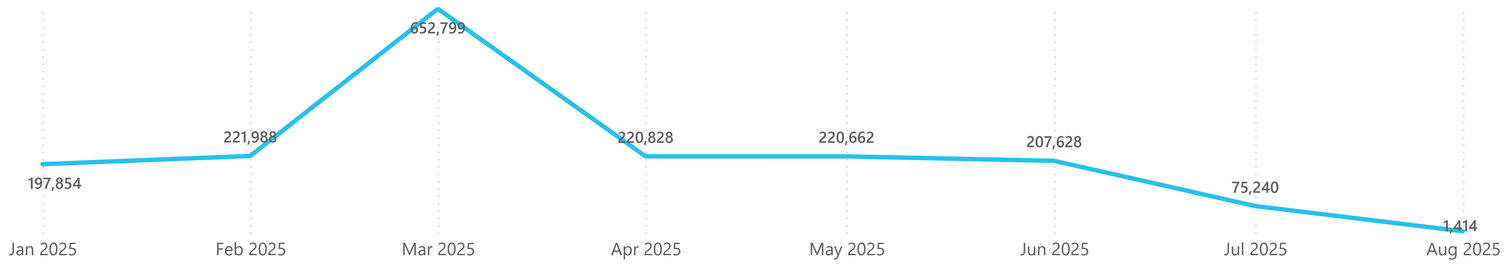

İllere göre ulaşılan kişi

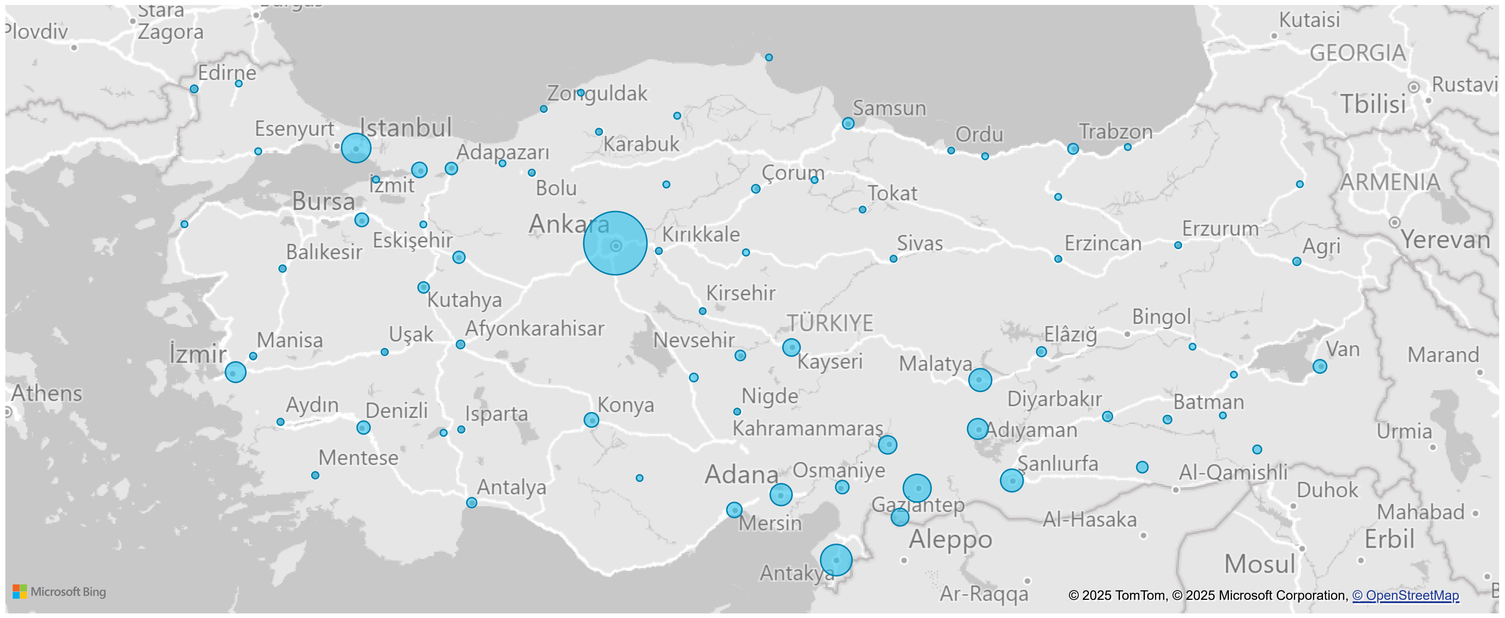

Destek Sağlayan Kuruma Göre

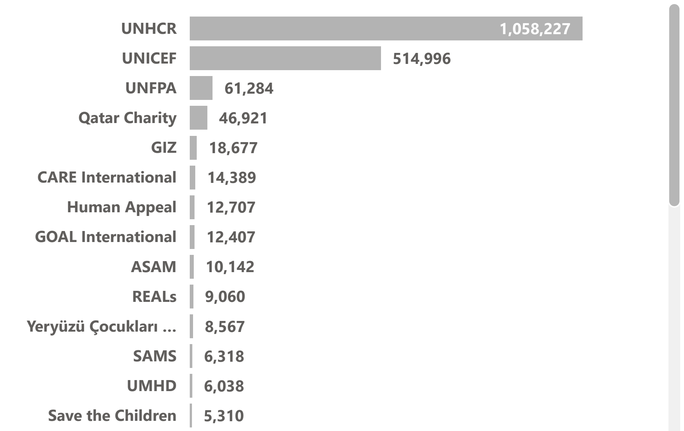

Uygulama Yapan Kuruma Göre

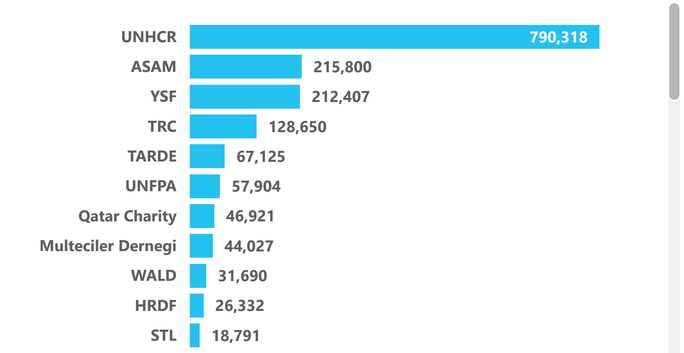

Gosterge

- 1.1.1 Uluslararası koruma, ha...
- 1.1.2 Kurulan/işlevini sürdüre...
- 1.4.1 Bireysel hukuki destek (...
- 1.4.2 Mültecilere yönelik adli ...
- 2.1.1 Koruma hizmetlerinden ...
- 2.1.2 Koruma ihtiyacı olduğu ...
- 2.1.3 Uzmanlık gerektiren/ço...
- 2.1.4 Koruma ihtiyaçlarını kar...
- 2.1.5 Psikososyal destek alan ...
- 2.2.1 Haklar, hizmetler, yükü...
- 2.3.1 Toplulukların mobilize e...
- 2.5.1 Sosyal uyum özelinde bi...
- 2.5.2 Sosyal uyum özelinde y...
- 2.5.4 Barış içinde bir arada ya...
- 2.6.1 Özel ihtiyaç sahiplerine ...
- 2.6.3 Özel ihtiyaç sahiplerine ...
- 3.1.1 Değerlendirilen Toplum...
- 3.1.2 Toplumsal Cinsiyete Day...
- 3.1.3 Toplumsal Cinsiyete Day...
- 3.2.1 TCDŞ'nin hafifletilmesi, ...
- 3.3.1 TCDŞ riskinin hafifletilm...
- 3.3.3 TCDŞ riskinin hafifletilm...
- 4.1.1 Koruma ihtiyaçları açısın...
- 4.1.2 Risk altında oldukları tes...
- 4.1.3 Uzmanlık gerektiren/ço...
- 4.2.1 Yapılandırılmış ve deva...
- 4.2.2 Yapılandırılmış ve deva...

Nationality

- Afghan
- Other Nationalities
- Syrian
- Turkish
- Ukranian

Appeal, EQ Response Activity

- 3RP
- 3RP Return Addendum
- Outside of 3RP

Uygulama Yapan Kurum

ASAM	DDD	Gaziantep...	Hand in H...	HRDF	ICMPD	IOM	Kilis- Provi...	Maya Fou...	NSPPL	REALs	SAMS	SARD	SEVKAR	TARDE	TKV	UMHD	UNHCR	World Hu...	Yeryüzü Ç...	Zer...
CARE Inte...	Eksi 25	GOAL Inte...	Hatay Met...	Human A...	IGAM	Kaos GL	LEAP NGO	Multeciler...	Qatar Cha...	RET Intern...	Sanliurfa ...	Save the C...	STL	Test Partner	TRC	UNFPA	WALD	Yedi Basak	YSF	

Destek Sağlayan Kurum

ASAM	Bar As...	CARE ...	Carita...	DRC	Eksi 25	GIZ	GOAL ...	Hand ...	Huma...	ICMPD	IOM	LEAP ...	Maya ...	MDM	Qatar ...	REALs	Relief ...	RET In...	SAMS	SARD	Save t...	Solida...	UMHD	UNFPA	UNHCR	UNICEF	WHO	Yedi B...	Yeryüz...

Source: *PWG, ActivityInfo* ***Feedback***: *IMTurkey@unhcr.org*

**The number of beneficiaries reached is calculated by summing indicators selected by the sectors; there may be duplications.*

Protection Sector Achievements - 2024

as of December 2024

Inter-Agency Coordination Türkiye

# of Beneficiaries by Location

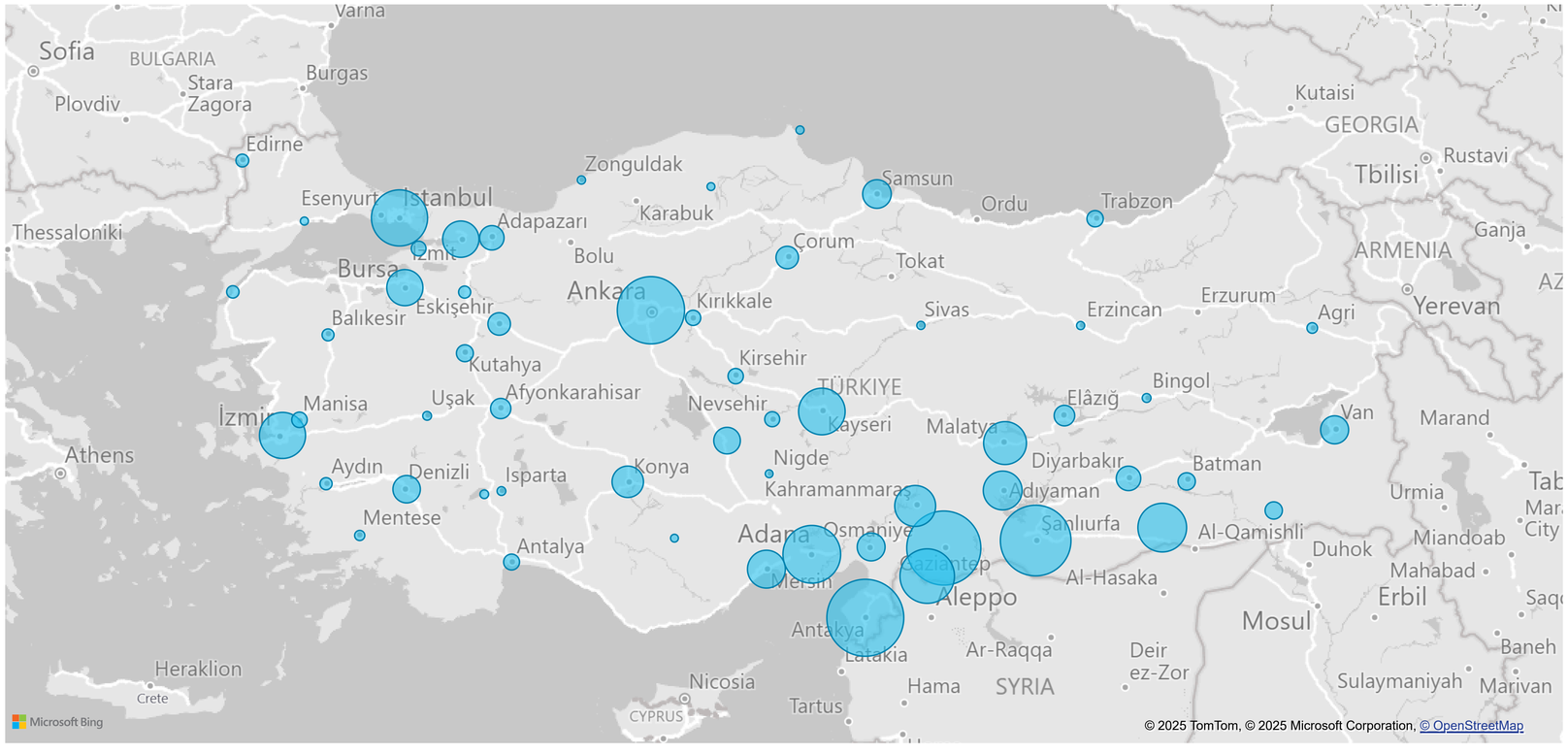

Individuals benefitting protection Services by Month

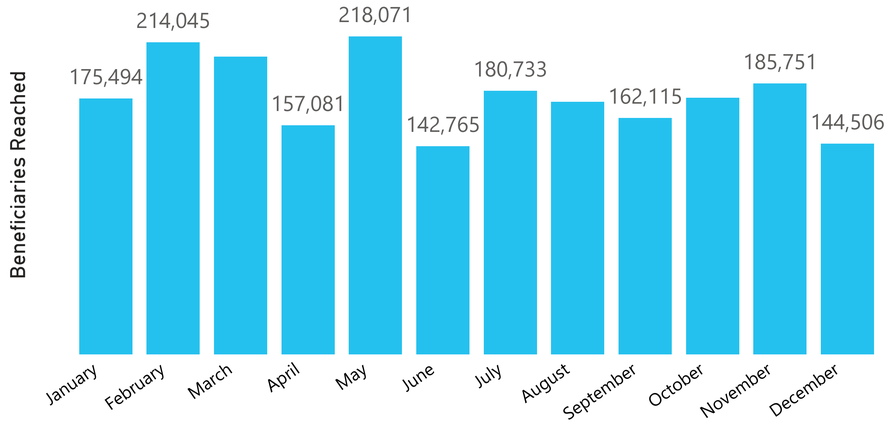

895,339
Number of individuals benefitting from protection activities

504,723
Number of individuals with specific needs/vulnerabilities assessed and identified with protection n

Location: All

Breakdown of Beneficiaries by Gender

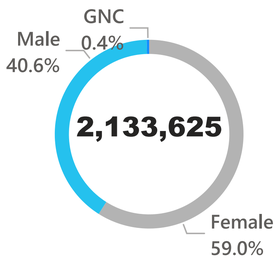

Breakdown of Beneficiaries by Nationality*

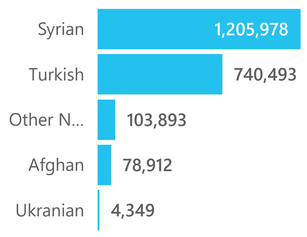

127,107
Number referrals (of individuals with protection needs) to specialized/multisectoral services

17,965
# of individual GBV survivors provided with GBV specific response services

38,816
# of individual GBV survivors and those at risk assessed

63,853
Number of individuals receiving cash/in-kind assistance to meet their protection needs

Appeal: All

EQ Response Activity: All

Nationality: All

218,168
# of children assessed for protection needs

94,049
# of children participating in structured, sustained child protection or psycho-social support progr

82,545
# of individuals provided with individual legal support

28,471
# of individuals trained on international protection, rights, services and available assistance

Reporting Agencies

AAR J...	ASA	CARE I...	DRC	ELAF	Gazian...	GOAL ...	Hatay ...	Huma...	Inogar	Izmir- ...	Kaos GL	LEAP ...	Mavi K...	MUDEM	NSPPL	REALs	RET In...	Sanliu...	Save t...	SEVKAR	STL	Test P...	TRC	UNFPA	UOSS...	WHH	YSF
AHF	ASAM	DDD	Eksi 25	EVSAD	Genç ...	Hand i...	HRDF	IGAM	IOM	KADAV	Kilis- P...	LWA	Maya ...	Multe...	Qatar ...	Relief I...	SAMS	SARD	SENED...	SRP	TARDE	TKV	UMHD	UNHCR	WALD	Yeryüz...	Zero D...

Supporting Agencies

AAR Japan	ASAM	Caritas Lux...	DRC	ECHO Turk...	GIZ	Hand in H...	IGAM	IRC	LEAP NGO	Maya Foun...	MoNE	Multeciler ...	Qatar Char...	Relief Inter...	SAMS	SENED Or...	Solidar Sui...	UNFPA	UNICEF	Yer...
AFAD	CARE Inter...	Cordaid	DWW	ELAF	GOAL Inter...	Human Ap...	IOM	KADAV	LWA	MDM	MUDEM	Oxfam KEDV	REALs	RET Intern...	Save the C...	Shanti Vol...	UMHD	UNHCR	WHH	

Source: PWG, ActivityInfo *Feedback*: IMTurkey@unhcr.org

**The number of beneficiaries reached is calculated by summing indicators selected by the sectors; there may be duplications.*

Protection Sector Achievements - 2023

as of December 2023

Inter-Agency Coordination Türkiye

# of Beneficiaries by Location

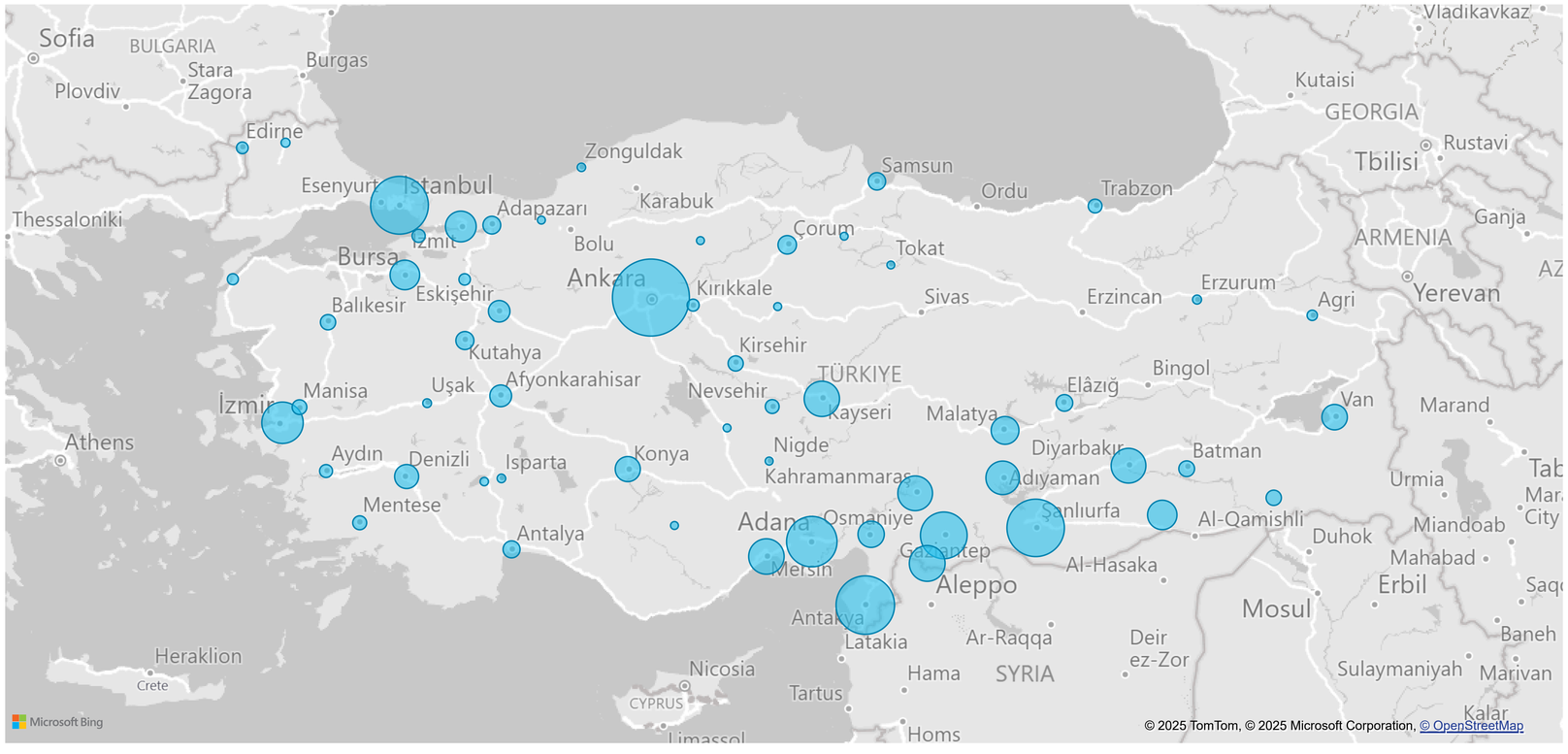

Individuals benefitting protection Services by Month

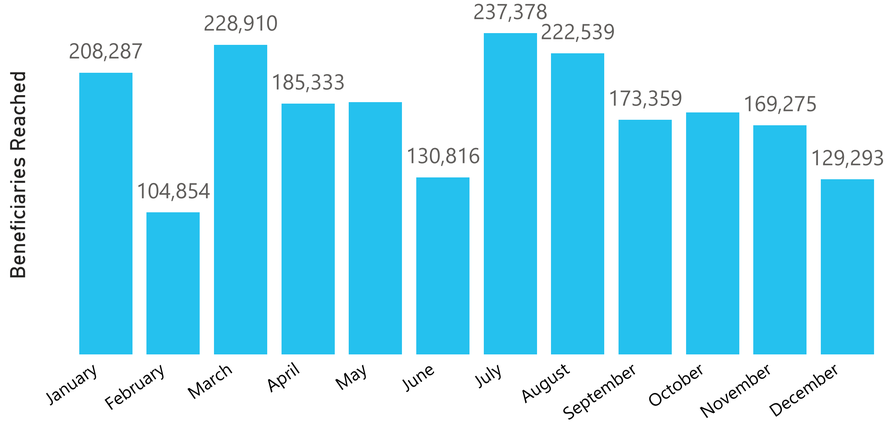

848,855
Number of individuals benefitting from protection activities

592,644
Number of individuals with specific needs/vulnerabilities assessed and identified with protection n

Location

All

Breakdown of Beneficiaries by Gender

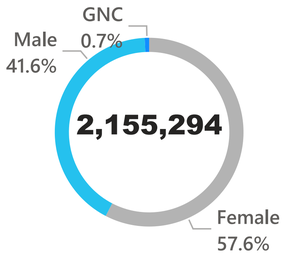

Breakdown of Beneficiaries by Nationality*

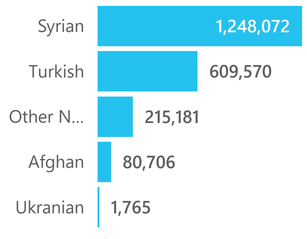

232,287
Number referrals (of individuals with protection needs) to specialized/multisectoral services

19,183
# of individual GBV survivors provided with GBV specific response services

116,252
# of individual GBV survivors and those at risk assessed

185,180
Number of individuals receiving cash/in-kind assistance to meet their protection needs

184,912
# of children assessed for protection needs

90,575
# of children participating in structured, sustained child protection or psycho-social support progr

95,303
# of individuals provided with individual legal support

26,378
# of individuals trained on international protection, rights, services and available assistance

Appeal: All

EQ Response Activity: All

Nationality: All

Reporting Agencies

ASA	Bonyan	Concern...	DRC	ELAF	Gaziant...	Gokkusa...	IGAM	Izmir- M...	Kaos GL	LEAP N...	Mavi Kal...	MUDEM	Multecil...	REALs	SAMS	Save the...	STL	TARDE	TRC	UNFPA	UNWo...	WALD	YSF
ASAM	CARE In...	DDD	Eksi 25	EVSAD	GOAL In...	HRDF	IOM	KADAV	Kilis- Pr...	Malatya...	Mercy ...	Multecil...	NSPPL	Relief In...	Sanliurf...	SEVKAR	Takaful ...	TKV	UMHD	UNHCR	UOSSM ...	WHH	YSYD

Supporting Agencies

ASAM	Bar ...	CAR...	Carit...	Conc...	DRC	ECH...	Eksi ...	ELAF	GIZ	GOA...	IGAM	IOM	KAD...	LEAP...	MDM	Merc...	MoIT	MU...	Mult...	REALs	Relie...	SAMS	Save...	STL	Takaf...	TİHV	UM...	UNF...	UNH...	UNI...	UN...	WHH	WHO	YSYD

Source: *PWG, ActivityInfo* *Feedback*: *IMTurkey@unhcr.org*

**The number of beneficiaries reached is calculated by summing indicators selected by the sectors; there may be duplications.*