Southeast Türkiye Protection Sector Achievements - 2025

as of August 2025

Inter-Agency Coordination Türkiye

# of Beneficiaries by Location

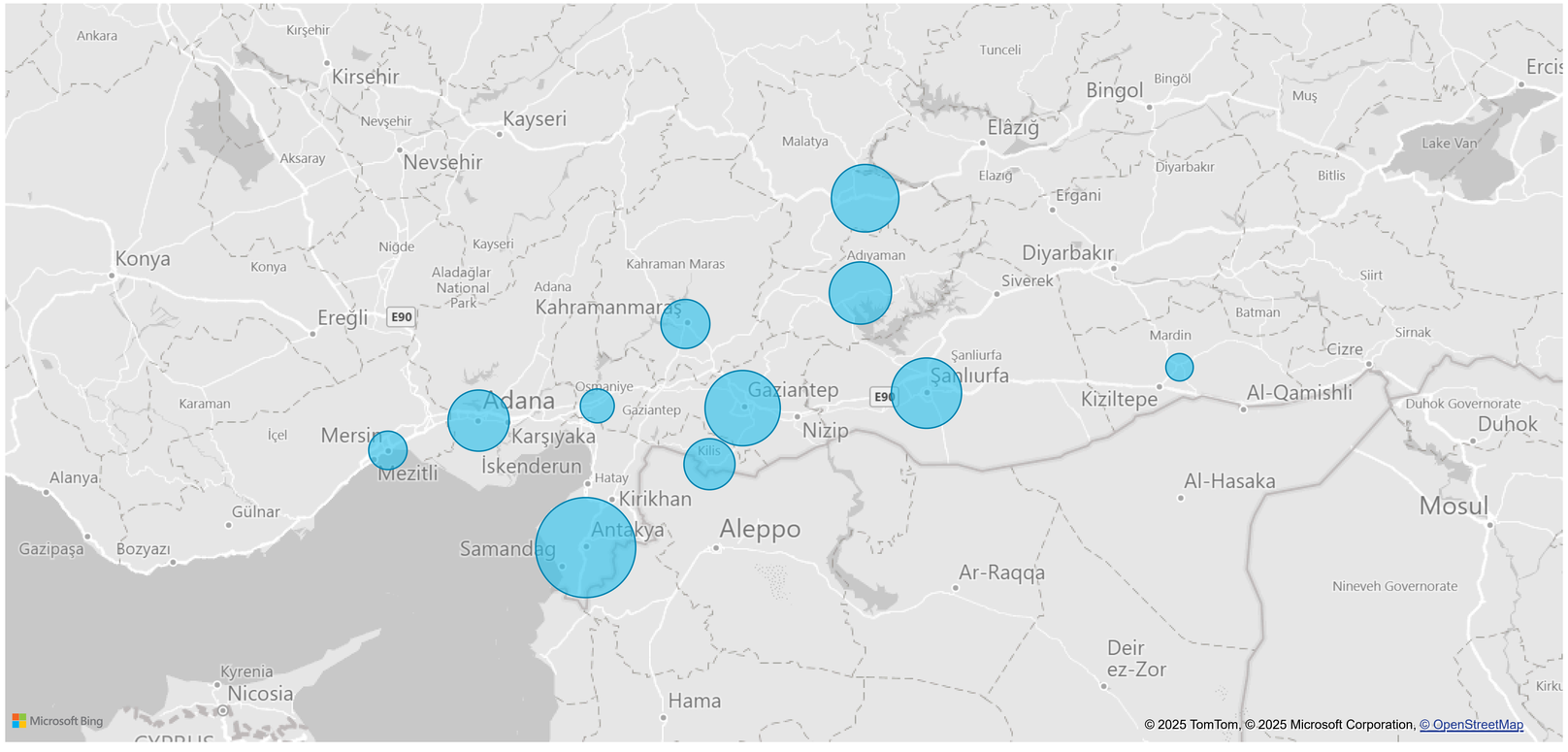

Individuals benefitting protection Services by Month

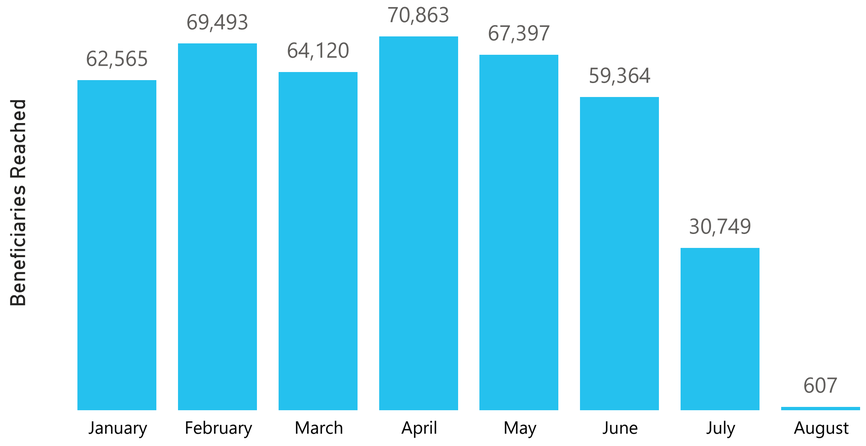

152,755
Number of individuals benefitting from protection activities

32,440
Number of individuals with specific needs/vulnerabilities assessed and identified with protection n

Location

All

Breakdown of Beneficiaries by Gender

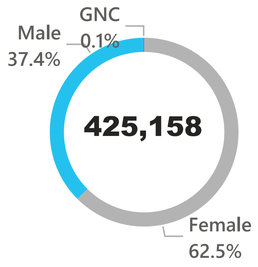

Breakdown of Beneficiaries by Nationality*

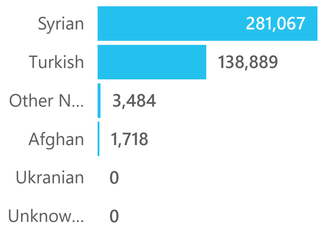

14,180
Number referrals (of individuals with protection needs) to specialized/multisectoral services

3,685
# of individual GBV survivors provided with GBV specific response services

5,343
# of individual GBV survivors and those at risk assessed

22,725
Number of individuals receiving cash/in-kind assistance to meet their protection needs

507
# of children assessed for protection needs

29,920
# of children participating in structured, sustained child protection or psycho-social support progr

11,233
# of individuals provided with individual legal support

3,272
# of individuals trained on international protection, rights, services and available assistance

Appeal: All

EQ Response Activity: All

Nationality: All

Reporting Agencies

ASAM | CARE... | DDD | Gazia... | GOAL... | Hand... | Hatay... | Hum... | ICMPD | IOM | Kilis- ... | LEAP ... | Maya... | NSPPL | Qatar... | REALs | SAMS | Sanli... | SARD | Save ... | STL | TARDE | TKV | TRC | UNFPA | UNHCR | Worl... | Yedi ... | Yeryü... | YSF | Zero ...

Supporting Agencies

ASAM | CARE Int... | Caritas L... | DRC | GOAL In... | Hand in ... | Human ... | ICMPD | IOM | LEAP NGO | Maya Fo... | MDM | Qatar Ch... | REALs | Relief Int... | SAMS | SARD | Save the... | Solidar S... | UNFPA | UNHCR | UNICEF | Yedi Basak | Yeryüzü ...

Source: PWG, ActivityInfo **Feedback**: *IMTurkey@unhcr.org*

**The number of beneficiaries reached is calculated by summing indicators selected by the sectors; there may be duplications.*

Southeast Türkiye Protection Sector Achievements - 2025

as of August 2025

Inter-Agency Coordination Türkiye

Number of individuals with specific needs/vulnerabilities assessed and identified with protection needs

32,440

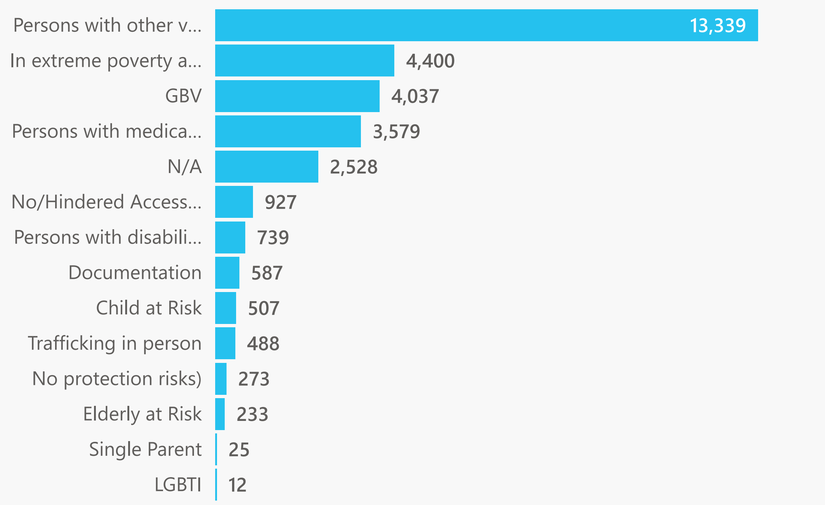

Number of Individuals Trained

3,272

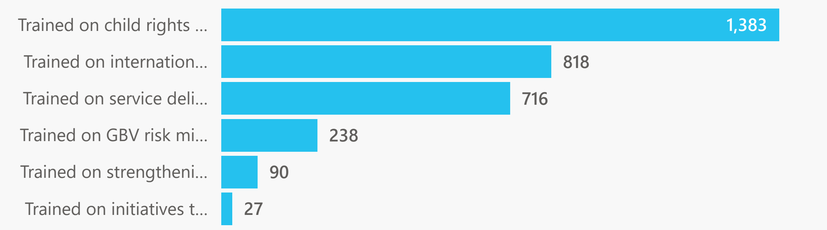

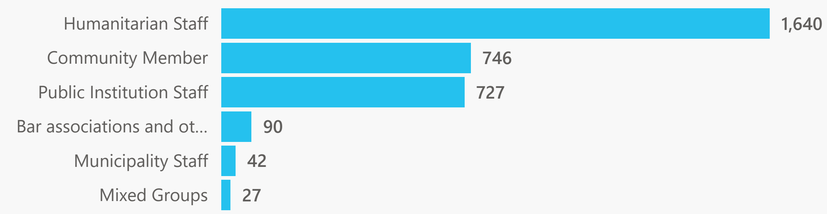

Number of Individuals Reached with Information Dissemination or Awareness Raising

185,946

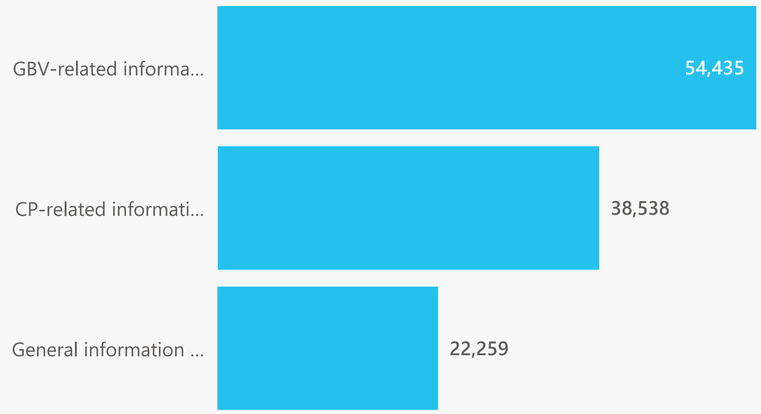

Location All

Appeal All

Nationality All

EQ Response Activity All

Individuals benefitting protection Services by Month





Reporting Agencies

ASAM | CARE... | DDD | Gazia... | GOAL... | Hand... | Hatay... | Hum... | ICMPD | IOM | Kilis- ... | LEAP ... | Maya... | NSPPL | Qatar... | REALs | SAMS | Sanli... | SARD | Save ... | STL | TARDE | TKV | TRC | UNFPA | UNHCR | Worl... | Yedi ... | Yeryü... | YSF | Zero ...

Supporting Agencies

ASAM | CARE Int... | Caritas L... | DRC | GOAL In... | Hand in ... | Human ... | ICMPD | IOM | LEAP NGO | Maya Fo... | MDM | Qatar Ch... | REALs | Relief Int... | SAMS | SARD | Save the... | Solidar S... | UNFPA | UNHCR | UNICEF | Yedi Basak | Yeryüzü ...

Source: *PWG, ActivityInfo* ***Feedback***: *IMTurkey@unhcr.org*

**The number of beneficiaries reached is calculated by summing indicators selected by the sectors; there may be duplications.*

Southeast Türkiye Protection Sector Achievements - 2025

as of August 2025

Inter-Agency Coordination Türkiye

Location: All | Appeal: 3RP | EQ Response Activity: All | Nationality: All

Indicator Family	January	February	March	April	May	June	July	August	**Total**
1.1.1 # of individuals trained on international protection, rights, services and available assistance	236	84	119	67	129	183			**818**
1.4.1 # of refugees/vulnerable host community members provided with individual legal support (legal aid and counsel)	1,829	1,909	1,566	1,388	1,317	1,512	1,575		**11,096**
1.4.2 # of individuals trained on strengthening legal aid mechanisms for refugees (bar associations and other stakeholders)	31			30	29				**90**
2.1.1 # of individuals benefitting from protection activities	20,885	26,862	24,354	20,142	18,257	22,768	14,935	142	**148,345**
2.1.2 # of individuals with specific needs/vulnerabilities assessed and identified with protection needs	5,141	6,054	3,933	2,264	2,284	3,473	2,345		**25,494**
2.1.3 # referrals (of individuals with protection needs) to specialized/multisectoral services	2,674	2,100	2,033	1,563	1,479	1,460	1,271		**12,580**
2.1.4 # of individuals receiving cash/in-kind assistance to meet their protection needs	641	1,546	5,698	1,203	473	11,403	143	15	**21,122**
2.1.5 # of individual receiving psycho-social support	1,569	3,223	1,287	1,588	1,968	1,403	2,483	100	**13,621**
2.2.1 # of individuals reached through information campaigns and awareness-raising on rights, entitlements, services, assistance including as related to return procedures and conditions	3,240	3,902	4,001	1,751	1,279	4,949	716	30	**19,868**
2.3.1 # of individuals engaged in sustained and structured mobilization efforts and empowerment programmes	228	409	120	135	132	252	222		**1,498**
2.5.1 # of refugee and host community members participating in one-off events specific to social cohesion	364	151	73	5,195	313	226	115		**6,437**
2.5.2 # of refugee and host community members participating in structured and sustained programmes specific to social cohesion	20,624	16,974	16,570	24,481	28,614	17,937	409	265	**125,874**
3.1.1 # of individual Gender-Based Violence (GBV) survivors and those at risk assessed	469	711	788	772	634	358	304		**4,036**
3.1.2 # of individual GBV survivors provided with GBV specific response services	320	940	673	589	441	313	395		**3,671**
3.1.3 # of individual GBV survivors referred to multi-sectoral GBV specific response services	140	128	177	139	211	126	77		**998**
3.2.1 # of individuals reached through GBV-related information campaigns and activities to raise public awareness on rights, entitlements and assistance for prevention, mitigation and response to GBV	7,387	11,191	7,734	8,746	7,582	4,190	6,730	170	**53,730**
4.1.1 # of children assessed for protection risks	3,354	6,786	5,533	4,474	5,013	3,930	2,629	247	**31,966**
4.1.2 # of children identified to be at risk	1,021	4,391	5,212	4,481	4,076	2,178	1,882	146	**23,387**
4.1.3 # of children referred to specialised/multi-sectoral services	2,471	2,900	2,208	3,848	2,572	1,469	2,366	110	**17,944**
4.2.1 # of children participating in structured and sustained community based child protection programmes	446	1,402	326	154	185	981	7		**3,501**
4.2.2 # of children participating in structured, sustained child protection or psycho-social support programmes (individuals and in groups)	1,227	2,142	4,854	6,074	4,393	9,063	2,258	106	**30,117**
4.2.3 # of individuals reached with positive parenting programmes	1,262	785	1,678	1,841	833	2,782	688		**9,869**
4.2.4 # of individuals reached through information campaigns and awareness-raising initiatives on child rights and protection	5,209	6,548	5,941	6,042	5,703	3,600	5,347		**38,390**
4.3.1 # of individuals reached with technical capacity development initiatives (including trainings) on child rights and protection	79	37	477	209	345	213	23		**1,383**
Total	**80,847**	**101,175**	**95,355**	**97,176**	**88,262**	**94,769**	**46,920**	**1,331**	**605,835**

Reporting Agencies

ASAM | CARE I... | Gaziant... | GOAL I... | Hand i... | Hatay ... | Human... | IOM | Kilis- Pr... | LEAP N... | Maya F... | Qatar C... | REALs | SAMS | Sanliur... | SARD | STL | TARDE | TKV | TRC | UNFPA | UNHCR | World ... | Yedi Ba... | YSF | Zero Di...

Supporting Agencies

ASAM | CARE Intern... | Caritas Luxe... | DRC | GOAL Inter... | Hand in Hand | Human App... | IOM | LEAP NGO | Maya Foun... | Qatar Charity | REALs | SAMS | Save the Ch... | Solidar Suisse | UNFPA | UNHCR | UNICEF | Yedi Basak

Source: PWG, ActivityInfo **Feedback**: *IMTurkey@unhcr.org*

**The number of beneficiaries reached is calculated by summing indicators selected by the sectors; there may be duplications.*

Protection Sector Achievements - Gaziantep - 2024

as of August 2025

Inter-Agency Coordination Türkiye

# of Beneficiaries by Location

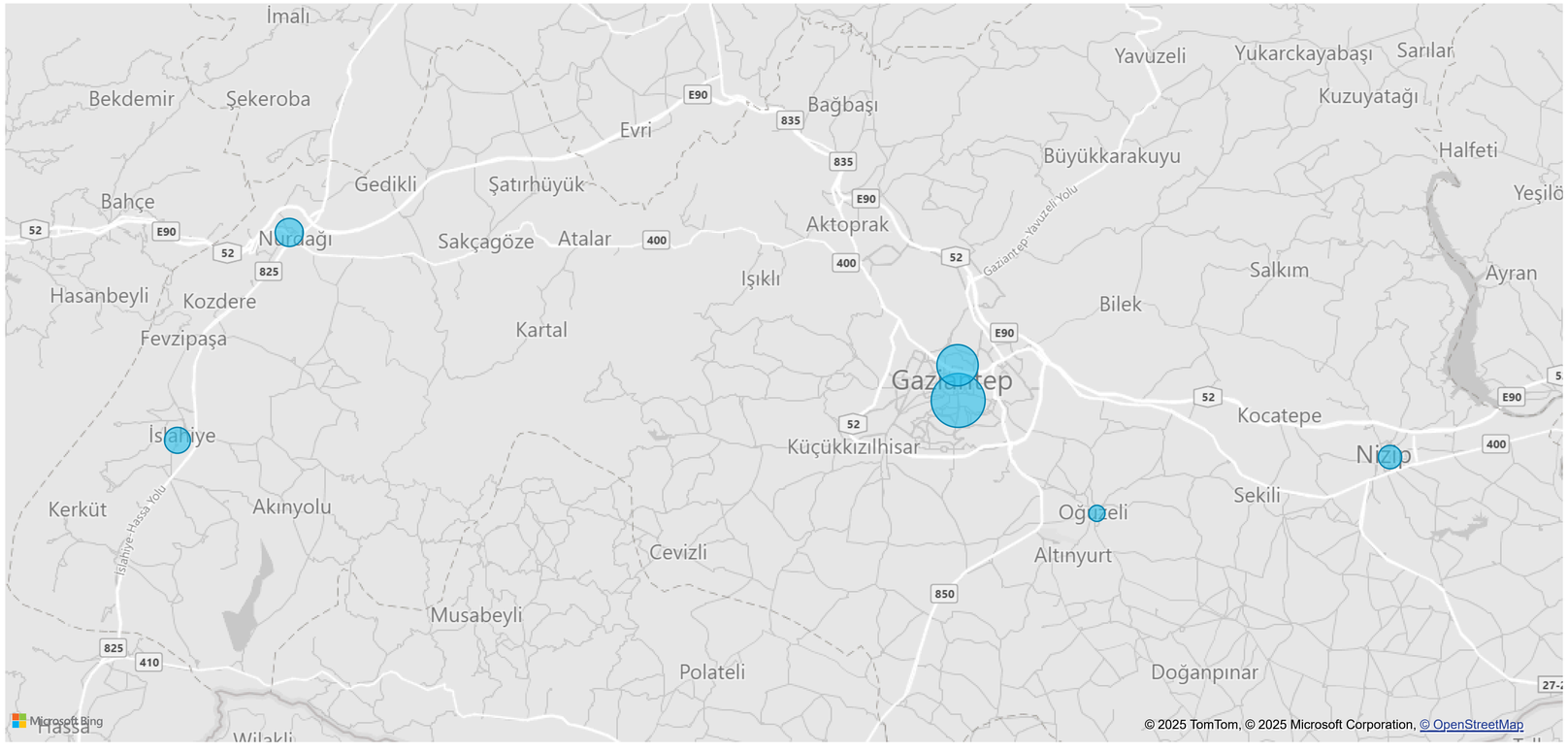

Individuals benefitting protection Services by Month

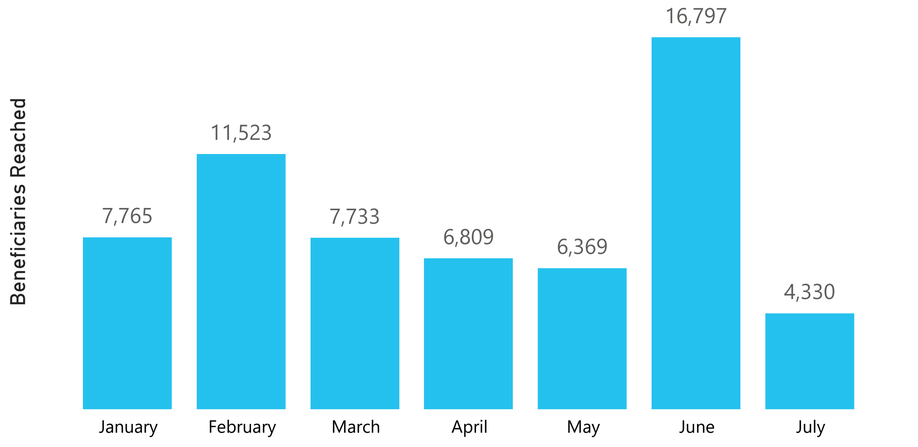

Location

All

Breakdown of Beneficiaries by Gender

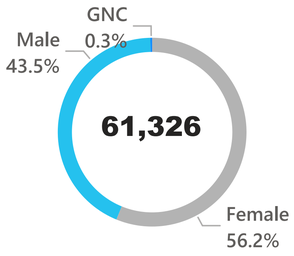

Breakdown of Beneficiaries by Nationality*

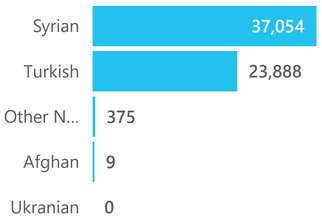

Appeal: All

EQ Response Activity: All

Nationality: All

34,811
Number of individuals benefitting from protection activities

15,057
Number of individuals with specific needs/vulnerabilities assessed and identified with protection n

4,184
Number referrals (of individuals with protection needs) to specialized/multisectoral

488
# of individual GBV survivors provided with GBV specific response services

468
# of individual GBV survivors and those at risk assessed

14,828
Number of individuals receiving cash/in-kind assistance to meet their protection needs

9
# of children assessed for protection needs

9,582
# of children participating in structured, sustained child protection or psycho-social support progr

3,734
# of individuals provided with individual legal support

87
# of individuals trained on international protection, rights, services and available assistance

Reporting Agencies

ASAM | CARE Internati... | Gaziantep- Met... | GOAL Internati... | Human Appeal | ICMPD | IOM | Qatar Charity | SAMS | TRC | UNFPA | UNHCR | Yedi Basak | Yeryüzü Çocukl... | YSF

Supporting Agencies

CARE International | GOAL International | Human Appeal | ICMPD | IOM | Qatar Charity | SAMS | UNFPA | UNHCR | UNICEF | Yedi Basak | Yeryüzü Çocukları De...

Source: *PWG, ActivityInfo* *Feedback*: *IMTurkey@unhcr.org*

**The number of beneficiaries reached is calculated by summing indicators selected by the sectors; there may be duplications.*

Protection Sector Achievements - Hatay - 2024

as of August 2025

Inter-Agency Coordination Türkiye

# of Beneficiaries by Location

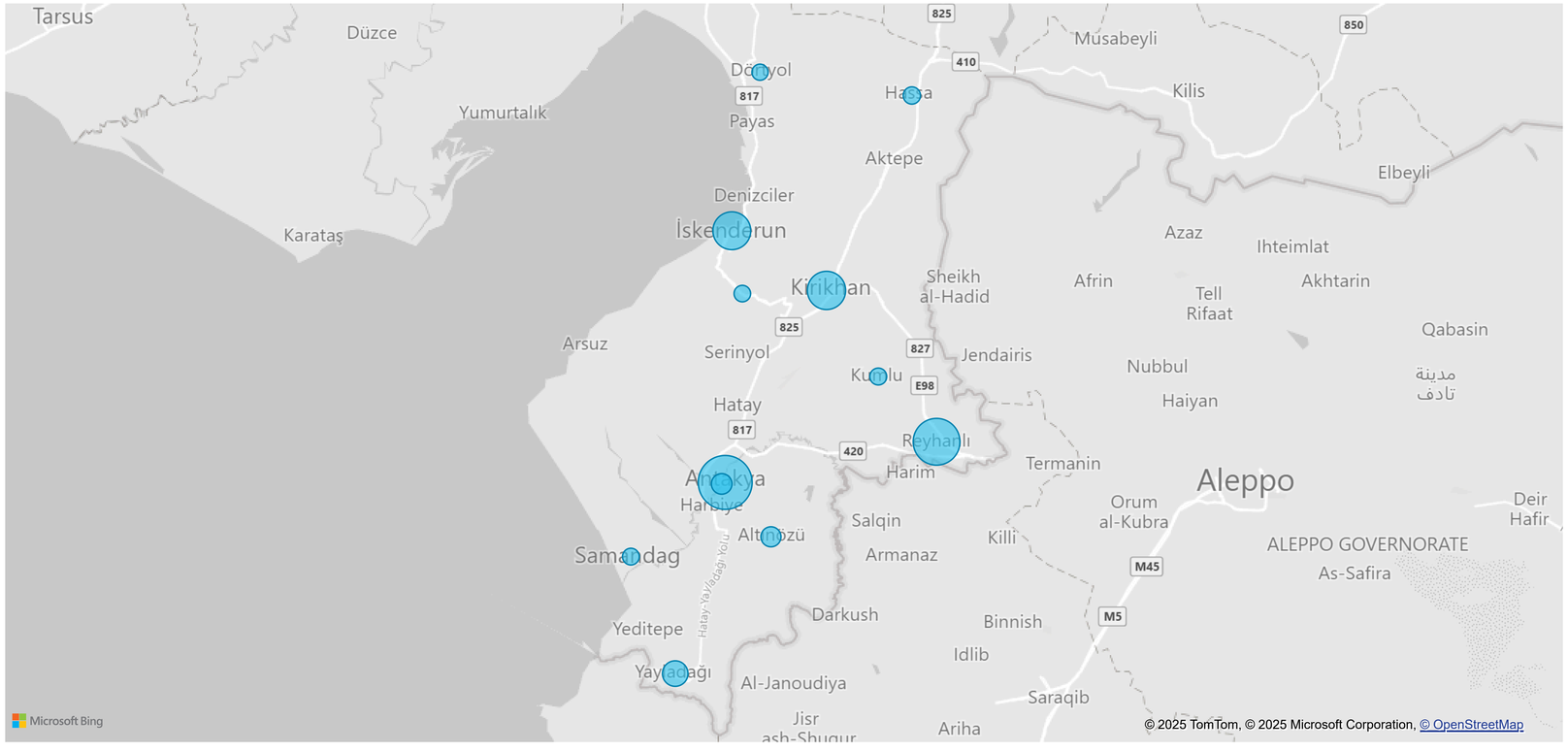

Individuals benefitting protection Services by Month

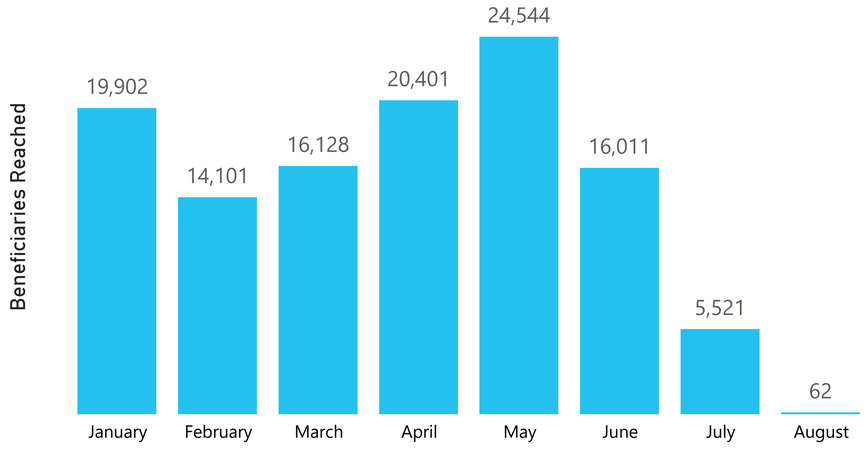

27,042
Number of individuals benefitting from protection activities

7,289
Number of individuals with specific needs/vulnerabilities assessed and identified with protection n

Location

All

Breakdown of Beneficiaries by Gender

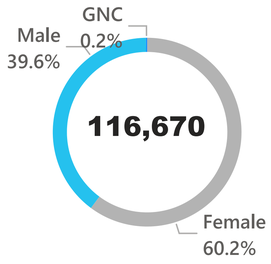

Breakdown of Beneficiaries by Nationality*

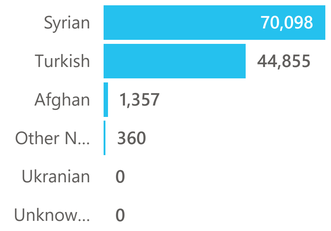

4,592
Number referrals (of individuals with protection needs) to specialized/multisectoral

445
# of individual GBV survivors provided with GBV specific response services

629
# of individual GBV survivors and those at risk assessed

3,893
Number of individuals receiving cash/in-kind assistance to meet their protection needs

91
# of children assessed for protection needs

6,343
# of children participating in structured, sustained child protection or psycho-social support progr

2,147
# of individuals provided with individual legal support

500
# of individuals trained on international protection, rights, services and available assistance

Appeal: All

EQ Response Activity: All

Nationality: All

Reporting Agencies

ASAM	CARE Inte...	DDD	GOAL Inte...	Hand in H...	Hatay Me...	Human A...	ICMPD	IOM	Maya Fou...	NSPPL	Qatar Cha...	Save the ...	STL	TARDE	TKV	TRC	UNHCR	World Hu...	Yeryüzü Ç...	YSF

Supporting Agencies

ASAM	CARE Internat...	DRC	GOAL Interna...	Hand in Hand	Human Appeal	ICMPD	IOM	Maya Founda...	MDM	Qatar Charity	Relief Internat...	Save the Chil...	UNFPA	UNHCR	UNICEF	Yeryüzü Çocu...

Source: PWG, ActivityInfo **Feedback**: *IMTurkey@unhcr.org*

**The number of beneficiaries reached is calculated by summing indicators selected by the sectors; there may be duplications.*

Protection Sector Achievements - Kahramanmaras - 2024

as of August 2025

Inter-Agency Coordination Türkiye

# of Beneficiaries by Location

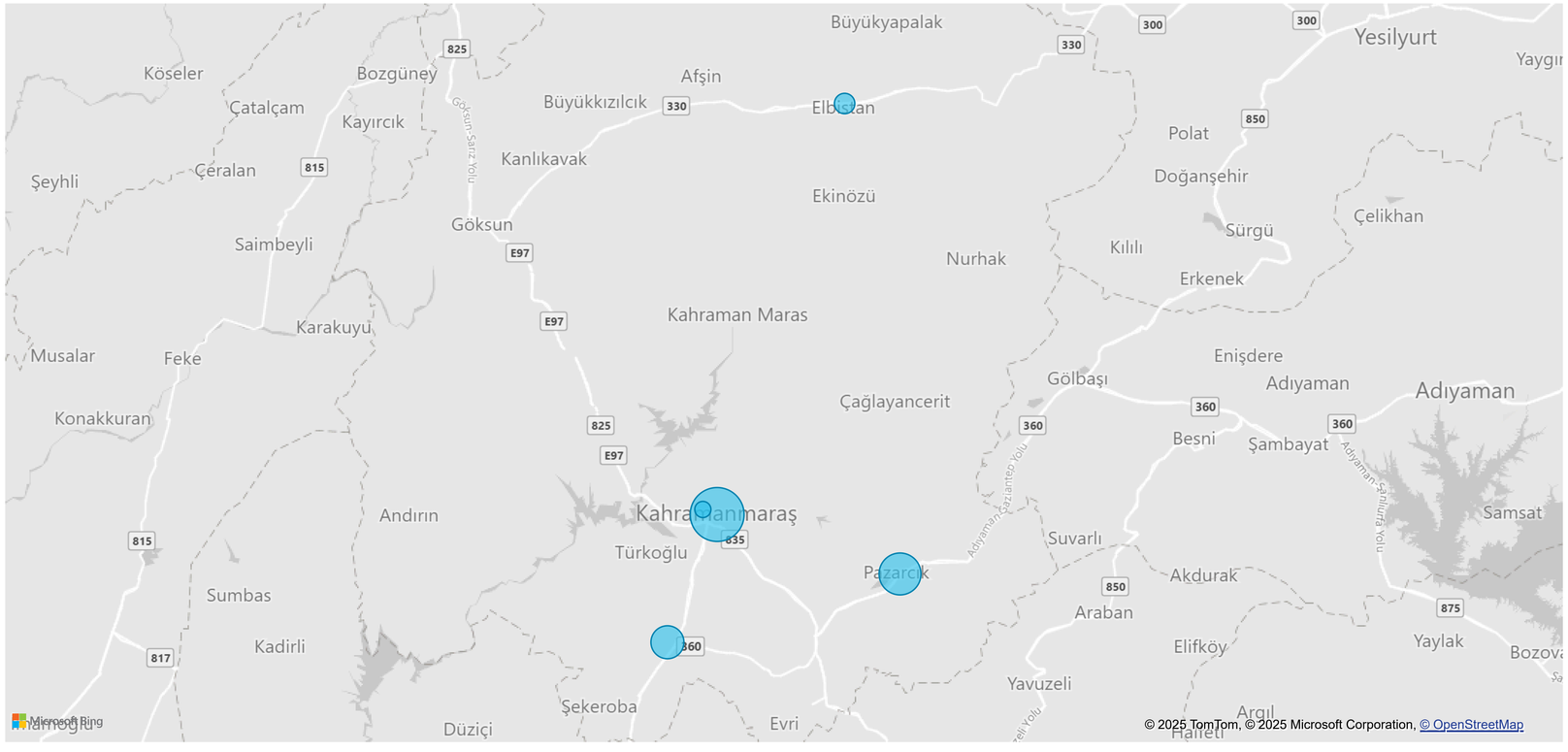

Individuals benefitting protection Services by Month

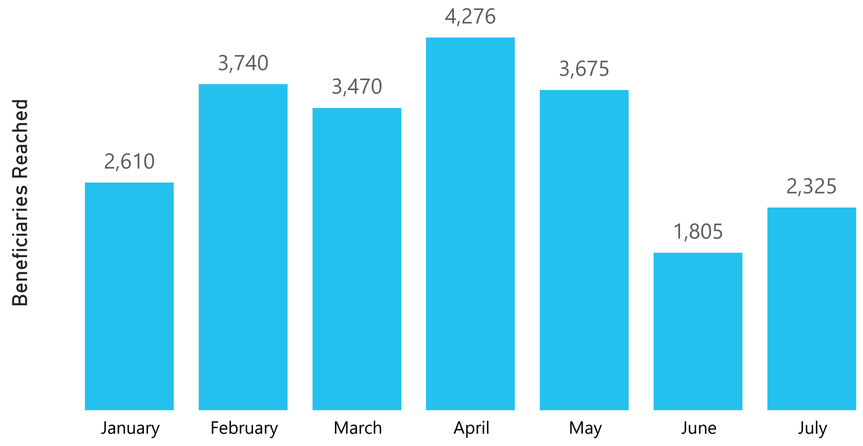

9,164
Number of individuals benefitting from protection activities

1,634
Number of individuals with specific needs/vulnerabilities assessed and identified with protection n

Location

All

686
Number referrals (of individuals with protection needs) to specialized/multisectoral

919
# of individual GBV survivors provided with GBV specific response services

117
# of individual GBV survivors and those at risk assessed

102
Number of individuals receiving cash/in-kind assistance to meet their protection needs

Breakdown of Beneficiaries by Gender

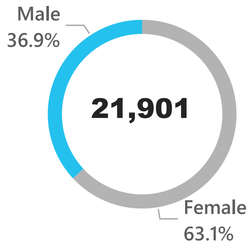

Breakdown of Beneficiaries by Nationality*

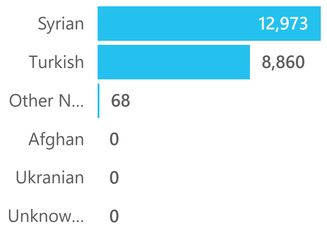

7
# of children assessed for protection needs

2,504
# of children participating in structured, sustained child protection or psycho-social support progr

183
# of individuals provided with individual legal support

184
# of individuals trained on international protection, rights, services and available assistance

Appeal

All

EQ Response Activity

All

Nationality

All

Reporting Agencies

ASAM	Human Appeal	ICMPD	TARDE	TRC	UNHCR	YSF

Supporting Agencies

Human Appeal	ICMPD	UNHCR	UNICEF

Source: *PWG, ActivityInfo* *Feedback*: *IMTurkey@unhcr.org*

**The number of beneficiaries reached is calculated by summing indicators selected by the sectors; there may be duplications.*

Protection Sector Achievements - Malatya - 2024

as of August 2025

Inter-Agency Coordination Türkiye

of Beneficiaries by Location

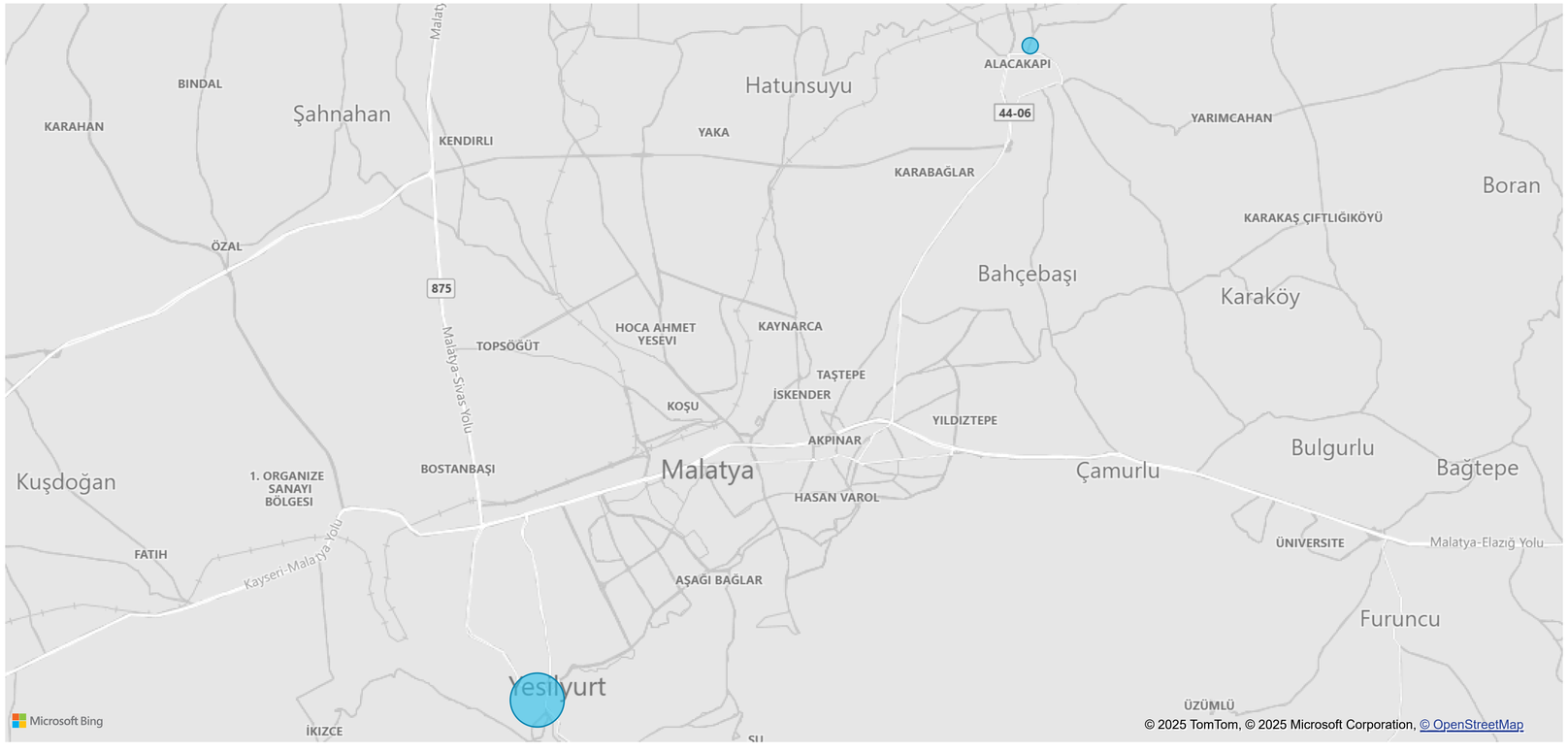

Individuals benefitting protection Services by Month

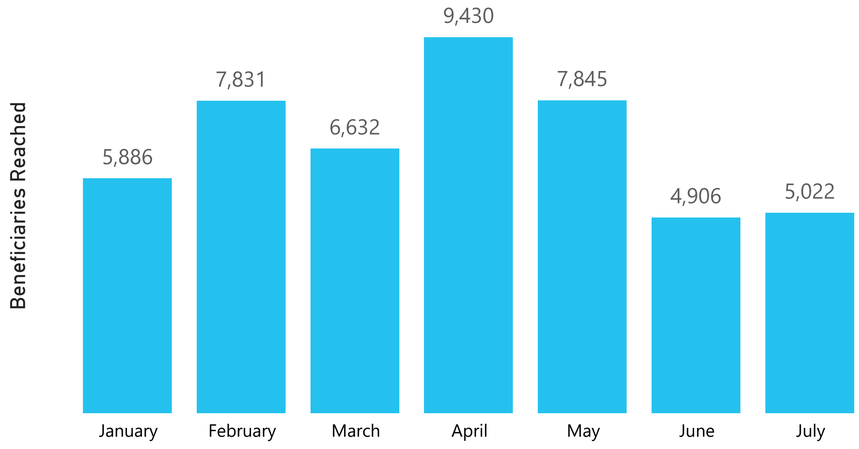

17,902
Number of individuals benefitting from protection activities

2,055
Number of individuals with specific needs/vulnerabilities assessed and identified with protection n

Location: All

Breakdown of Beneficiaries by Gender

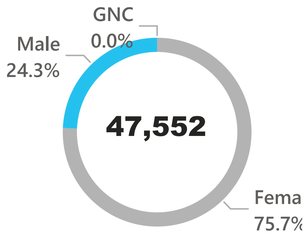

Breakdown of Beneficiaries by Nationality*

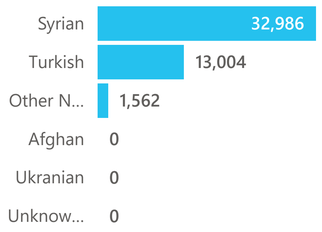

Appeal: All

EQ Response Activity: All

Nationality: All

390
Number referrals (of individuals with protection needs) to specialized/multisectoral

413
# of individual GBV survivors provided with GBV specific response services

512
# of individual GBV survivors and those at risk assessed

27
Number of individuals receiving cash/in-kind assistance to meet their protection needs

192
# of children assessed for protection needs

2,928
# of children participating in structured, sustained child protection or psycho-social support progr

1,215
# of individuals provided with individual legal support

183
# of individuals trained on international protection, rights, services and available assistance

Reporting Agencies

ASAM | ICMPD | IOM | TARDE | TRC | UNFPA | UNHCR | YSF

Supporting Agencies

ICMPD | IOM | UNFPA | UNHCR | UNICEF

Source: PWG, ActivityInfo *Feedback: IMTurkey@unhcr.org*

**The number of beneficiaries reached is calculated by summing indicators selected by the sectors; there may be duplications.*

Protection Sector Achievements - Adiyaman - 2024

as of August 2025

Inter-Agency Coordination Türkiye

# of Beneficiaries by Location

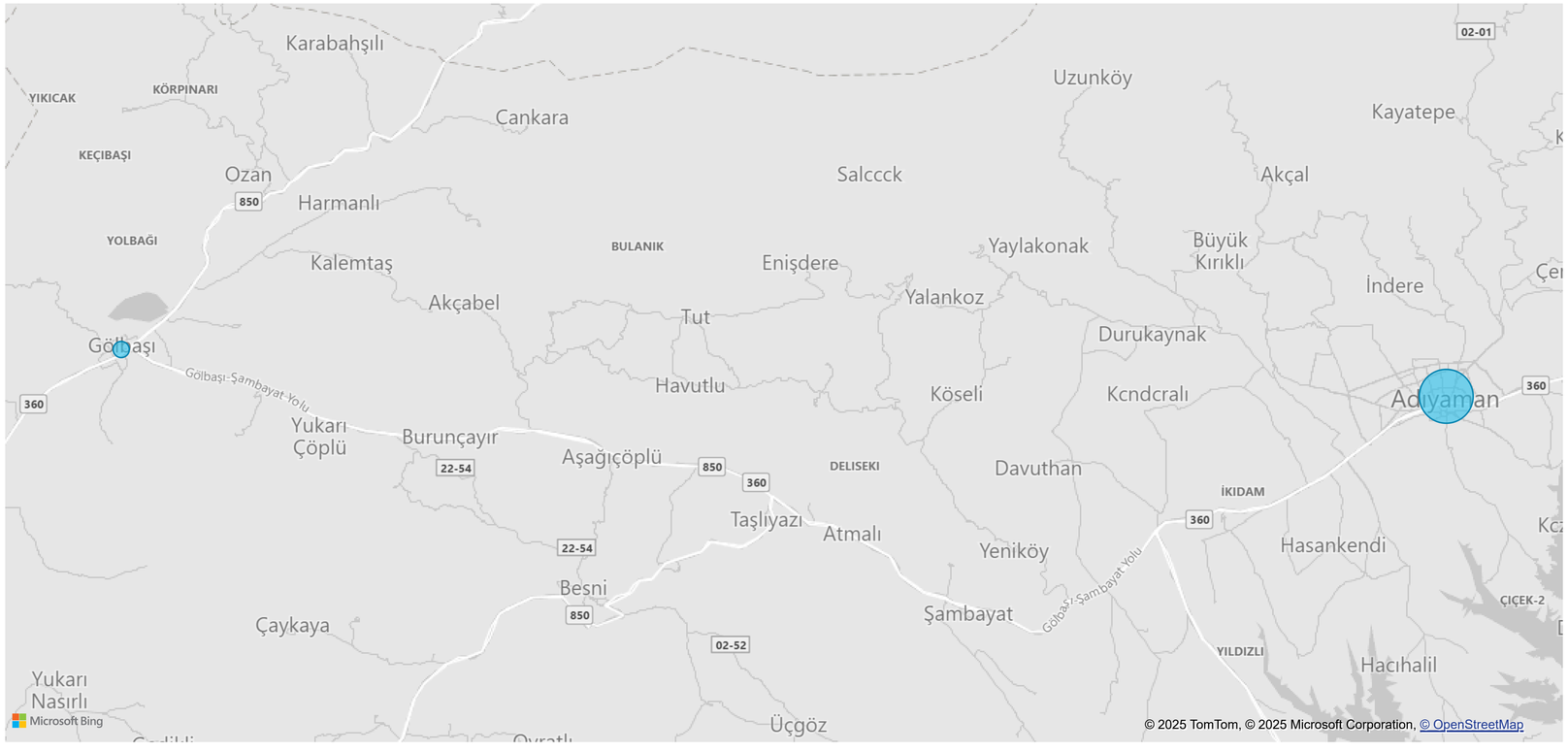

Individuals benefitting protection Services by Month

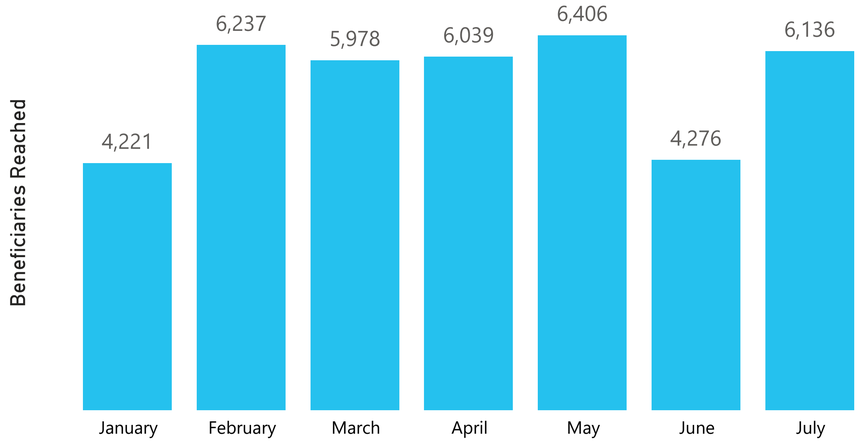

Location

All

Breakdown of Beneficiaries by Gender

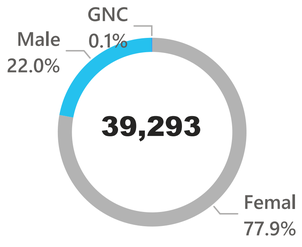

Breakdown of Beneficiaries by Nationality*

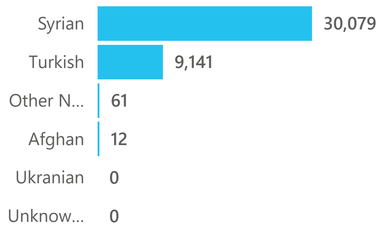

Appeal

All

EQ Response Activity

All

Nationality

All

15,403
Number of individuals benefitting from protection activities

1,252
Number of individuals with specific needs/vulnerabilities assessed and identified with protection n

29
Number referrals (of individuals with protection needs) to specialized/multisectoral

351
# of individual GBV survivors provided with GBV specific response services

1,214
# of individual GBV survivors and those at risk assessed

17
Number of individuals receiving cash/in-kind assistance to meet their protection needs

9
# of children assessed for protection needs

2,872
# of children participating in structured, sustained child protection or psycho-social support progr

22
# of individuals provided with individual legal support

219
# of individuals trained on international protection, rights, services and available assistance

Reporting Agencies

ASAM	Maya Foundation	SARD	TARDE	TKV	TRC	UNFPA	UNHCR	YSF	Zero Discrimination Asso...

Supporting Agencies

Caritas Luxembourg	Maya Foundation	SARD	Solidar Suisse	UNFPA	UNHCR	UNICEF

Source: PWG, ActivityInfo **Feedback**: *IMTurkey@unhcr.org*

**The number of beneficiaries reached is calculated by summing indicators selected by the sectors; there may be duplications.*

Southeast Türkiye Protection Sector Achievements - 2024

as of December 2024

Inter-Agency Coordination Türkiye

# of Beneficiaries by Location

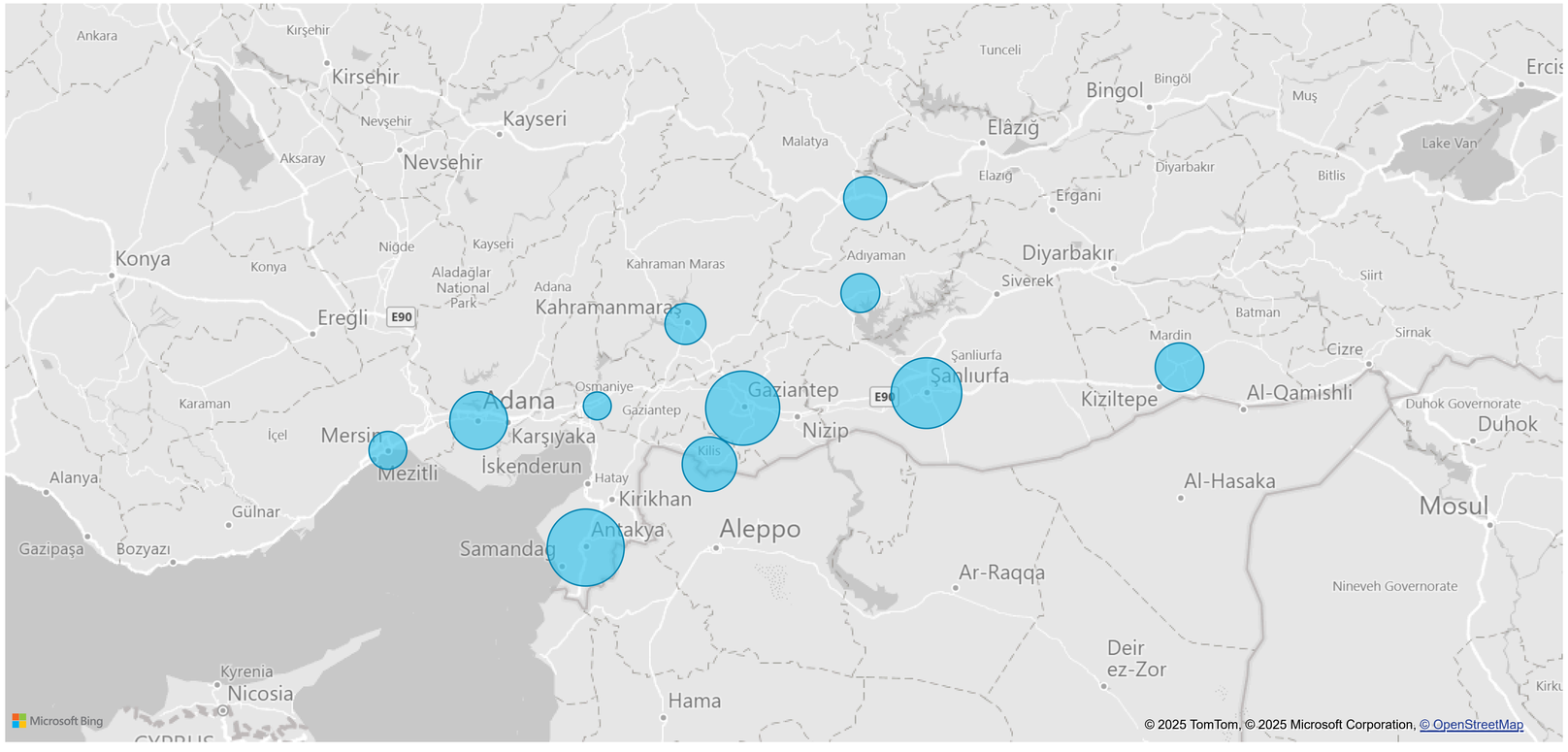

Individuals benefitting protection Services by Month

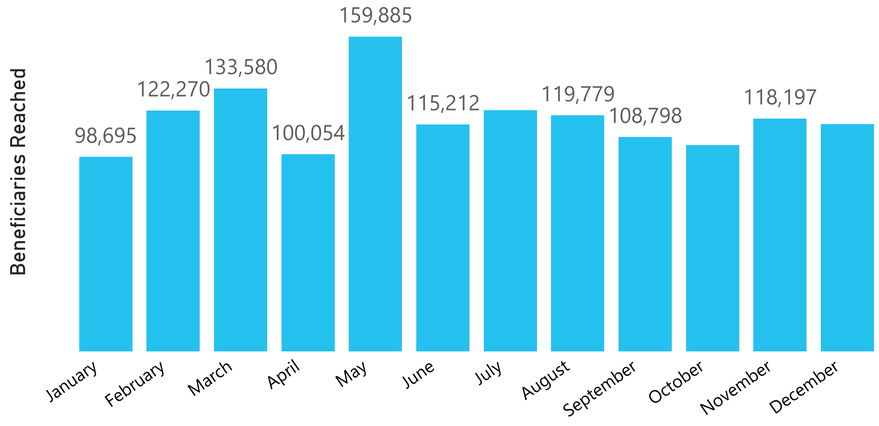

466,508
Number of individuals benefitting from protection activities

250,556
Number of individuals with specific needs/vulnerabilities assessed and identified with protection n

Location

All

Breakdown of Beneficiaries by Gender

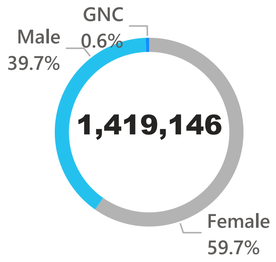

Breakdown of Beneficiaries by Nationality*

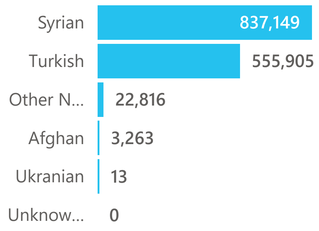

39,435
Number referrals (of individuals with protection needs) to specialized/multisectoral services

8,888
# of individual GBV survivors provided with GBV specific response services

15,825
# of individual GBV survivors and those at risk assessed

40,188
Number of individuals receiving cash/in-kind assistance to meet their protection needs

129,022
# of children assessed for protection needs

75,433
# of children participating in structured, sustained child protection or psycho-social support progr

36,011
# of individuals provided with individual legal support

11,821
# of individuals trained on international protection, rights, services and available assistance

Appeal: All

EQ Response Activity: All

Nationality: All

Reporting Agencies

AHF	CARE Inter...	DRC	EVSAD	GOAL Inter...	Hatay Metr...	IGAM	Kilis- Provi...	LWA	NSPPL	REALs	Sanliurfa ...	Save the C...	SEVKAR	STL	TKV	UNFPA	UOSSM Tu...	Yeryüzü Ço...	Zer...
ASAM	DDD	ELAF	Gaziantep-...	Hand in Ha...	Human Ap...	IOM	LEAP NGO	Maya Foun...	Qatar Char...	SAMS	SARD	SENED Org...	SRP	TARDE	TRC	UNHCR	WHH	YSF	

Supporting Agencies

AFAD	ASAM	CARE...	Carit...	Cord...	DRC	ECH...	ELAF	GOA...	Hand...	Hum...	IGAM	IOM	IRC	LEAP ...	LWA	Maya...	MDM	MoNE	Oxfa...	Qatar...	REALs	Relief...	SAMS	Save ...	SENE...	Shan...	Solid...	UNFPA	UNH...	UNIC...	WHH	Yeryü...

Source: PWG, ActivityInfo *Feedback*: IMTurkey@unhcr.org

**The number of beneficiaries reached is calculated by summing indicators selected by the sectors; there may be duplications.*

Southeast Türkiye Protection Sector Achievements - 2023

as of December 2023

Inter-Agency Coordination Türkiye

of Beneficiaries by Location

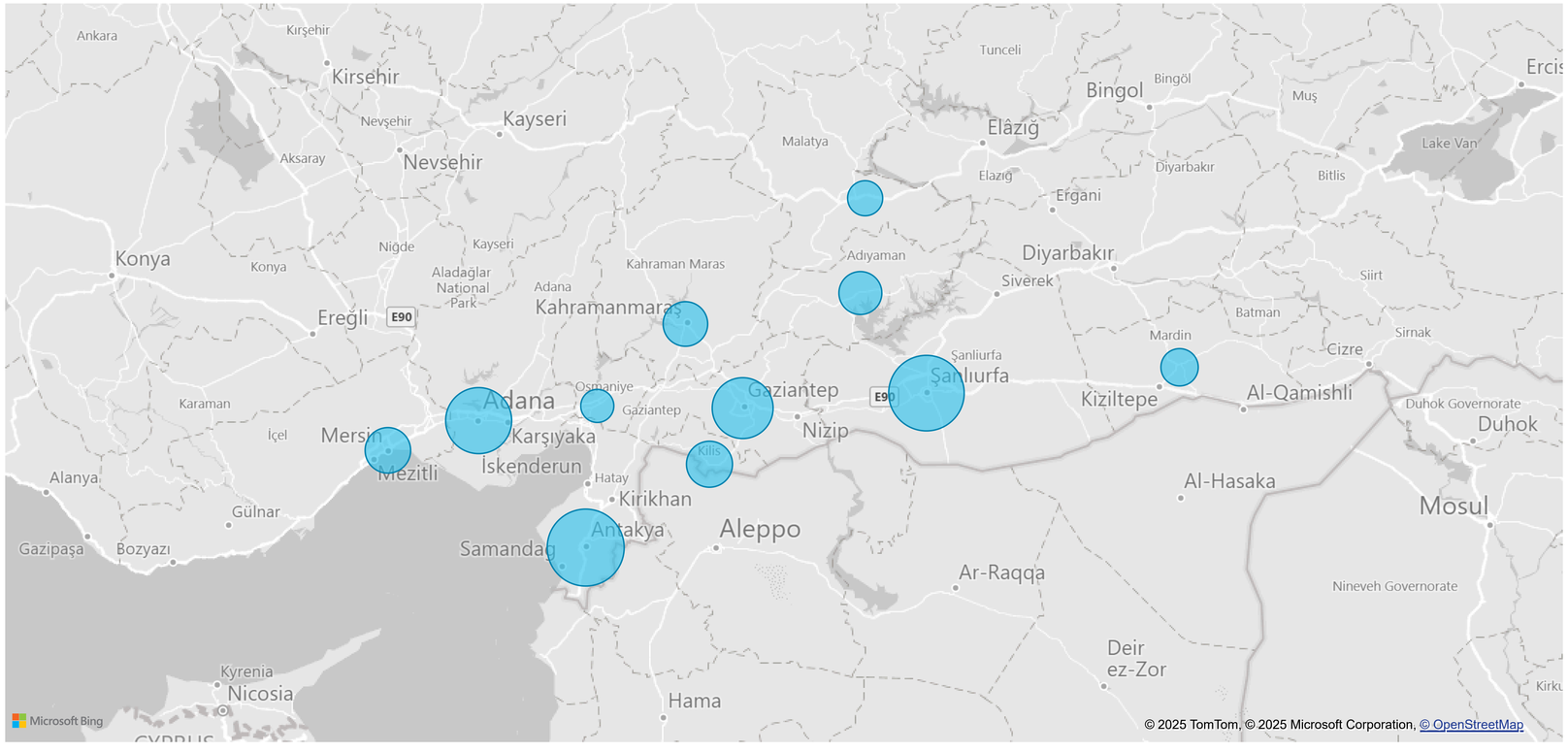

Individuals benefitting protection Services by Month

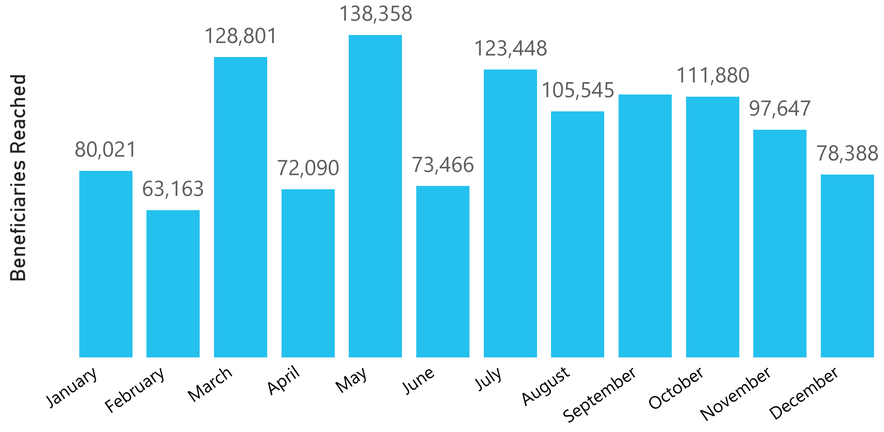

421,571
Number of individuals benefitting from protection activities

262,109
Number of individuals with specific needs/vulnerabilities assessed and identified with protection n

Location
All

Breakdown of Beneficiaries by Gender

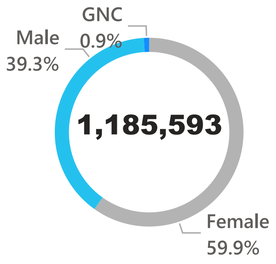

Breakdown of Beneficiaries by Nationality*

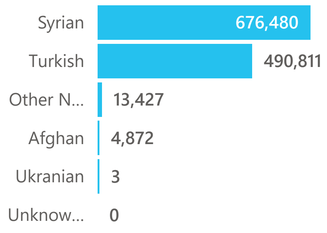

74,804
Number referrals (of individuals with protection needs) to specialized/multisectoral services

9,710
# of individual GBV survivors provided with GBV specific response services

66,665
# of individual GBV survivors and those at risk assessed

112,383
Number of individuals receiving cash/in-kind assistance to meet their protection needs

84,212
# of children assessed for protection needs

70,301
# of children participating in structured, sustained child protection or psycho-social support progr

30,708
# of individuals provided with individual legal support

5,112
# of individuals trained on international protection, rights, services and available assistance

Appeal: All

EQ Response Activity: All

Nationality: All

Reporting Agencies

ASAM | Bon... | CAR... | Con... | DRC | ELAF | EVS... | Gazi... | GOA... | Gok... | IGAM | IOM | Kaos... | Kilis... | LEA... | Mal... | Mer... | Mult... | NSPPL | REALs | SAMS | Sanli... | Save... | STL | Taka... | TAR... | TKV | TRC | UNF... | UN... | UN... | UOS... | WHH | YSF | YSYD

Supporting Agencies

ASAM | Bar Ass... | CARE I... | Caritas ... | Concer... | DRC | ECHO ... | ELAF | GOAL I... | IGAM | IOM | LEAP N... | Mercy ... | MoIT | REALs | Relief I... | SAMS | Save th... | STL | Takaful ... | UNFPA | UNHCR | UNICEF | UNWo... | WHH | WHO | YSYD

Source: PWG, ActivityInfo *Feedback*: IMTurkey@unhcr.org

**The number of beneficiaries reached is calculated by summing indicators selected by the sectors; there may be duplications.*