Uganda Country Refugee Response Plan (UCRRP)
Critical Indicator Tracking Matrix - **Nyumanzi Reception Centre**

As of *29/08/2025 - 04/09/2025*

New arrivals

12,138
Arrivals since Jan 2025

50
Arrivals in the last reporting week

Occupancy

11%
The center is operating within capacity, accomodating a population of
107 compared to its capacity of
1,000 individuals

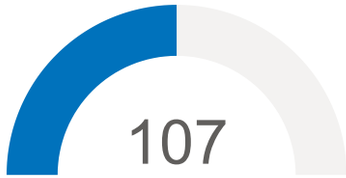

Daily new arrivals

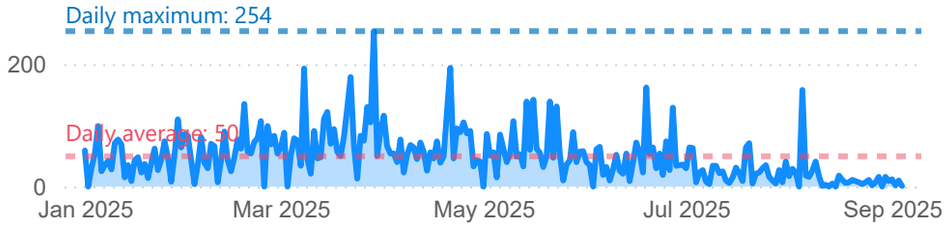

Sector	Indicator	Indicator Description / Standard	Target / Standard	Current status	What is being done - Comments	Status
Food	Food (Kilocalories/Person/Day)	2,100 kilo calories - The 2,100 kilocalories per person per day standard ensures basic energy and nutritional needs are met, typically provided through three balanced meals within the centres.	2,100	2,100	New arrivals at this reception centre are receiving 3 hot meals a day.	
Health	% Of Arrivals Medically Screened	100 per cent	100	100	All individuals screened prior to registration. No disease outbreak was reported.	
	Crude Mortality Rate	1 death/10000/day	1	0	No death was reported during the week.	
	Measles Vaccine Coverage Rate	100 per cent	95	100	12 children were vaccinated against measles. There are adequate vaccines, vaccine supplies and commodities available.	
	Skilled Birth Attendance	100 per cent	100	0	No delivery was registered.	
	Under Five Mortality Rate	2 deaths/10000/day	2	0	No death was reported during the week.	
Nutrition	Global Acute Malnutrition Rate	< 10%	10	7	GAM is at 6.9%. 6 (5 moderate & 1 severe) children were malnourished out of the 87 children screened for malnutrition during the bi-weekly mass nutrition screening at the reception centre.	
	Severe Acute Malnutrition Rate	< 2%	2	1	SAM rate is at 1.1% among the children screened.	
Protection	% Of Persons Individually Registered	100 per cent of the new arrivals should be registered in ProGres V4	100	35	Registration resumed last week and is progressing smoothly.	
Shelter	Accomodation Space	3.5 SQM/person (Has holding capacity of 1,000 individuals)	1,000	107	The transit centre is within capacity.	
WASH	Bathing Facilities	One facility per 50 people	2	64	No gap	
	Health Promoters Per Refugees	One for 500	1	6	No gap	
	Latrine Coverage	One latrine stance for 20 persons	5	73	No gap	
	Water Coverage	Min of 15 litres/person/day	15	336	No gap	

Indicates that there's a gap *Indicates that there's no gap*

Indicator data: OPM, partners, UNHCR **Author:** UNHCR Representation in Uganda **Feedback:** ugakaimug@unhcr.org **For more info, please visit:** www.ugandarefugees.org

Uganda Country Refugee Response Plan (UCRRP)
Critical Indicator Tracking Matrix - **Nyakabande Transit Centre**

As of *29/08/2025 - 04/09/2025*

New arrivals

44,521
Arrivals since Jan 2025

229
Arrivals in the last reporting week

Occupancy

12%
The center is operating within capacity, accomodating a population of
167 compared to its capacity of
1,420 individuals

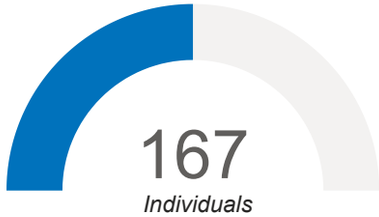

Daily new arrivals

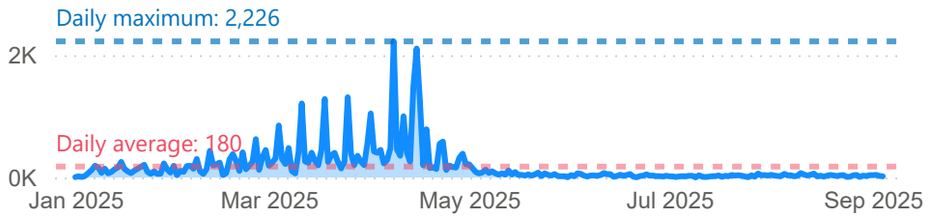

Sector	Indicator	Indicator Description / Standard	Target / Standard	Current status	What is being done - Comments	Status
Food	Food (Kilocalories/Person/Day)	2,100 kilo calories - The 2,100 kilocalories per person per day standard ensures basic energy and nutritional needs are met, typically provided through three balanced meals within the centres.	2,100	2,100	New arrivals at this transit centre are receiving 3 hot meals a day.	
Health	% Of Arrivals Medically Screened	100 per cent	100	100	All individuals screened prior to registration. No disease outbreak was reported.	
	Crude Mortality Rate	1 death/10000/day	1	0	No death was reported this week.	
	Measles Vaccine Coverage Rate	100 per cent	95	100	78 children were vaccinated against measles. There are adequate vaccines, vaccine supplies and commodities available.	
	Skilled Birth Attendance	100 per cent	100	0	No emergency delivery was condcuted by skilled health workers.	
	Under Five Mortality Rate	2 deaths/10000/day	2	0	No death was registered among children under 5 years during the week.	
Nutrition	Global Acute Malnutrition Rate	< 10%	10	10	GAM is at 9.6%. 5 (4 moderate & 1 severe) children were malnourished out of the 52 children screened for malnutrition during the bi-weekly mass nutrition screening at the reception centre.	
	Severe Acute Malnutrition Rate	< 2%	2	2	SAM is at 1.9% among the 52 children in the reception centre following the bi-weekly nutrition screening.	
Protection	% Of Persons Individually Registered	100 per cent of the new arrivals should be registered in ProGres V4	100	100	Registration activities are progressing smoothly.	
Shelter	Accomodation Space	3.5 SQM/person (Has holding capacity of 1,420 individuals)	1,420	167	The transit centre is within capacity.	
WASH	Bathing Facilities	One facility per 50 people	3	23	No gap	
	Health Promoters Per Refugees	One for 500	1	7	No gap	
	Latrine Coverage	One latrine stance for 20 persons	8	95	No gap	
	Water Coverage	Min of 15 litres/person/day	15	132	No gap	

Indicates that there's a gap *Indicates that there's no gap*

Uganda Country Refugee Response Plan (UCRRP)
Critical Indicator Tracking Matrix - **Matanda Transit Centre**

As of *29/08/2025 - 04/09/2025*

New arrivals

16,731
Arrivals since Jan 2025

26
Arrivals in the last reporting week

Occupancy

3%
The center is operating within capacity, accomodating a population of
23 compared to its capacity of
900 individuals

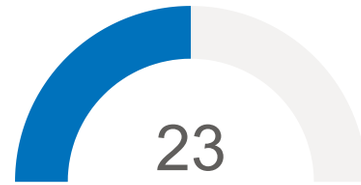

Daily new arrivals

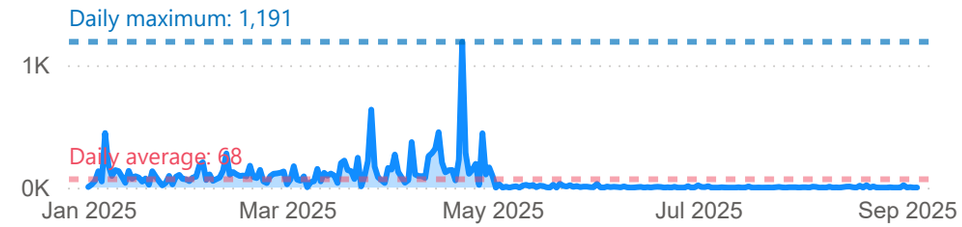

Sector	Indicator	Indicator Description / Standard	Target / Standard	Current status	What is being done - Comments	Status
Food	Food (Kilocalories/Person/Day)	2,100 kilo calories - The 2,100 kilocalories per person per day standard ensures basic energy and nutritional needs are met, typically provided through three balanced meals within the centres.	2,100	2,100	New arrivals at this transit centre are receiving 3 hot meals a day.	
Health	% Of Arrivals Medically Screened	100 per cent	100	100	All individuals screened prior to registration. No disease outbreak was reported.	
	Crude Mortality Rate	1 death/10000/day	1	0	No death was reported during the week.	
	Measles Vaccine Coverage Rate	100 per cent	95	100	5 children were vaccinated against measles. There are adequate vaccines, vaccine supplies and commodities available.	
	Skilled Birth Attendance	100 per cent	100		No live births registered.	
	Under Five Mortality Rate	2 deaths/10000/day	2	0	No death of children under 5 years was reported during the week.	
Nutrition	Global Acute Malnutrition Rate	< 10%	10	16	GAM is at 15.8%. 3 (2 moderate & 1 severe) children were malnourished out of the 19 children screened for malnutrition during the bi-weekly mass nutrition screening at the reception centre.	
	Severe Acute Malnutrition Rate	< 2%	2	5	SAM is at 5.3% among the 19 children screened in the reception centre following the bi-weekly nutrition screening.	
Protection	% Of Persons Individually Registered	100 per cent of the new arrivals should be registered in ProGres V4	100	100	Registration activities are progressing smoothly.	
Shelter	Accomodation Space	3.5 SQM/person (Has holding capacity of 900 individuals)	900	23	The transit centre is within capacity.	
WASH	Bathing Facilities	One facility per 50 people	1	25	No gap	
	Health Promoters Per Refugees	One for 500	1	2	No gap	
	Latrine Coverage	One latrine stance for 20 persons	1	25	No gap	
	Water Coverage	Min of 15 litres/person/day	15	1,739	No gap	

Indicates that there's a gap *Indicates that there's no gap*

Uganda Country Refugee Response Plan (UCRRP)
Critical Indicator Tracking Matrix - **Kiryandongo Reception Centre**

As of *29/08/2025 - 04/09/2025*

New arrivals

20,571
Arrivals since Jan 2025

166
Arrivals in the last reporting week

Occupancy

139%
The center is operating over capacity, accomodating a population of
726 compared to its capacity of
521 individuals

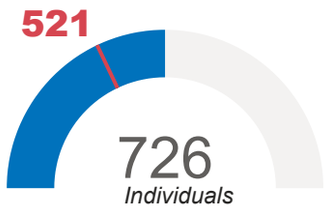

Daily new arrivals

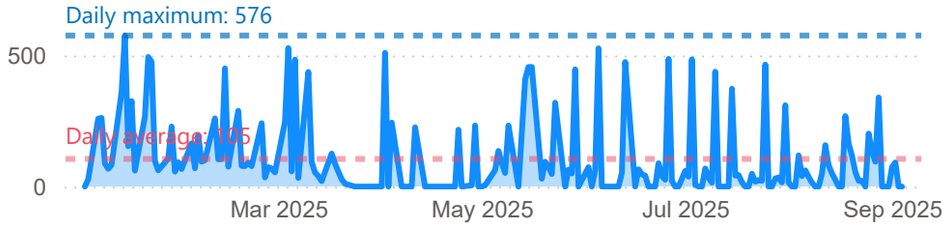

Sector	Indicator	Indicator Description / Standard	Target / Standard	Current status	What is being done - Comments	Status
Food	Food (Kilocalories/Person/Day)	2,100 kilo calories - The 2,100 kilocalories per person per day standard ensures basic energy and nutritional needs are met, typically provided through three balanced meals within the centres.	2,100	2,100	New arrivals at this reception centre are receiving 3 hot meals a day.	
Nutrition	Global Acute Malnutrition Rate	< 10%	10	23	GAM is 22.8% among children in the reception centre with 13 (10 moderate and 3 severe) malnourished children identified out of 57 children screened.	
	Severe Acute Malnutrition Rate	< 2%	2	5	SAM is at 5.3% among children in the reception centre out of the 57 children screened.	
Protection	% Of Persons Individually Registered	100 per cent of the new arrivals should be registered in ProGres V4	100	50	Registration actvities are progressing smoothly with minimal gaps.	
Shelter	Accomodation Space	3.5 SQM/person (Has holding capacity of 521 individuals)	521	726	The transit centre is at 139% occupancy capacity.	
WASH	Bathing Facilities	One facility per 50 people	15	33	No gap	
	Health Promoters Per Refugees	One for 500	2	2	No gap	
	Latrine Coverage	One latrine stance for 20 persons	36	26	There's a gap of 20 latrine stances.	
	Water Coverage	Min of 15 litres/person/day	15	41	No gap	

Note: *Health indicators are screened at the transit centres and therefore not repeated at the reception centre.*

Indicates that there's a gap *Indicates that there's no gap*

Uganda Country Refugee Response Plan (UCRRP)
Critical Indicator Tracking Matrix - **Lokung Collection Point**

As of *29/08/2025 - 04/09/2025*

New arrivals

7,529
Arrivals since Jan 2025

95
Arrivals in the last reporting week

Occupancy

92%
The center is operating within capacity, accomodating a population of
395 compared to its capacity of
430 individuals

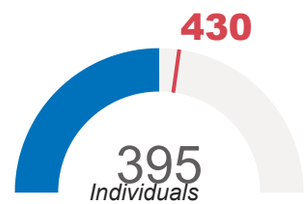

Daily new arrivals

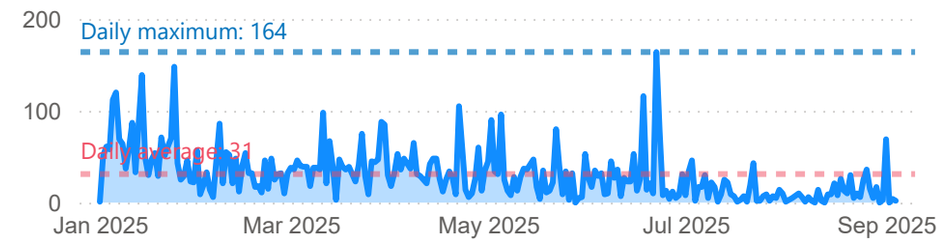

Sector	Indicator	Indicator Description / Standard	Target / Standard	Current status	What is being done - Comments	Status
Food	Food (Kilocalories/Person/Day)	2,100 kilo calories - The 2,100 kilocalories per person per day standard ensures basic energy and nutritional needs are met, typically provided through three balanced meals within the centres.	2,100	2,100	New arrivals at this reception centre are receiving 3 hot meals a day.	
Health	% Of Arrivals Medically Screened	100 per cent	100	100	All individuals screened prior to registration. No disease outbreak was reported.	
	Crude Mortality Rate	1 death/10000/day	1	0	No death was reported during the week.	
	Measles Vaccine Coverage Rate	100 per cent	95	100	22 children were vaccinated against measles. There are adequate vaccines, vaccine supplies and commodities available.	
	Skilled Birth Attendance	100 per cent	100	0	No delivery was registered.	
	Under Five Mortality Rate	2 deaths/10000/day	2	0	No death was reported during the week.	
Nutrition	Global Acute Malnutrition Rate	< 10%	10	21	GAM is at 21.1%. 4 (3 moderate & 1 severe) children were malnourished out of the 19children screened for malnutrition during the bi-weekly mass nutrition screening at the reception centre.	
	Severe Acute Malnutrition Rate	< 2%	2	5	SAM is at 5.3% among children in the reception centre following the bi-weekly nutrition screening out of 19 children.	
Protection	% Of Persons Individually Registered	100 per cent of the new arrivals should be registered in ProGres V4	100	56	Registration activities are progressing smoothly.	
Shelter	Accomodation Space	3.5 SQM/person (Has holding capacity of 430 individuals)	430	395	The transit centre is within capacity.	
WASH	Bathing Facilities	One facility per 50 people	8	112	No gap	
	Health Promoters Per Refugees	One for 500	1	4	No gap	
	Latrine Coverage	One latrine stance for 20 persons	20	89	No gap	
	Water Coverage	Min of 15 litres/person/day	15	25	No gap	

Indicates that there's a gap *Indicates that there's no gap*

Uganda Country Refugee Response Plan (UCRRP)
Critical Indicator Tracking Matrix - **Bubukwanga Transit Centre**

As of *29/08/2025 - 04/09/2025*

New arrivals

2,971
Arrivals since Jan 2025

89
Arrivals in the last reporting week

Occupancy

26%
The center is operating within capacity, accomodating a population of
172 compared to its capacity of
650 individuals

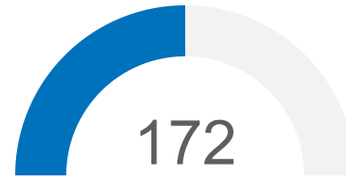

Daily new arrivals

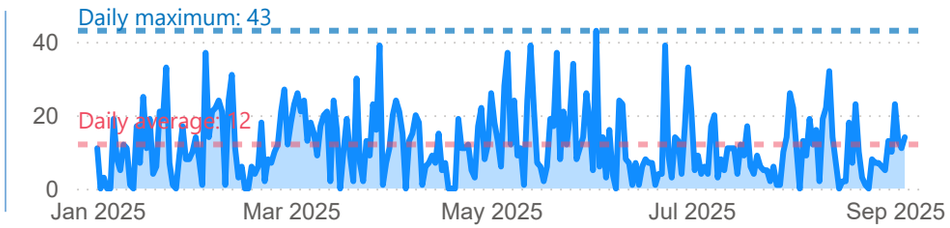

Sector	Indicator	Indicator Description / Standard	Target / Standard	Current status	What is being done - Comments	Status
Food	Food (Kilocalories/Person/Day)	2,100 kilo calories - The 2,100 kilocalories per person per day standard ensures basic energy and nutritional needs are met, typically provided through three balanced meals within the centres.	2,100	2,100	New arrivals at this reception centre are receiving 3 hot meals a day.	
Health	% Of Arrivals Medically Screened	100 per cent	100	100	All individuals screened prior to registration. No disease outbreak was reported.	
	Crude Mortality Rate	1 death/10000/day	1	0	No death was reported during the week.	
	Measles Vaccine Coverage Rate	100 per cent	95	100	59 children were vaccinated against measles. There are adequate vaccines, vaccine supplies and commodities available.	
	Skilled Birth Attendance	100 per cent	100	0	No delivery was registered.	
	Under Five Mortality Rate	2 deaths/10000/day	2	0	No death was reported during the week.	
Nutrition	Global Acute Malnutrition Rate	< 10%	10		No screening was conducted	
	Severe Acute Malnutrition Rate	< 2%	2	0	No screening was conducted	
Protection	% Of Persons Individually Registered	100 per cent of the new arrivals should be registered in ProGres V4	100	49	Registration actvities are progressing smoothly.	
Shelter	Accomodation Space	3.5 SQM/person (Has holding capacity of 650 individuals)	650	172	The transit centre is within capacity.	
WASH	Bathing Facilities	One facility per 50 people	3	25	No gap	
	Health Promoters Per Refugees	One for 500	1	4	No gap	
	Latrine Coverage	One latrine stance for 20 persons	9	25	No gap	
	Water Coverage	Min of 15 litres/person/day	15	157	No gap	

Indicates that there's a gap *Indicates that there's no gap*

Indicator data: OPM, partners, UNHCR **Author:** UNHCR Representation in Uganda **Feedback:** ugakaimug@unhcr.org **For more info, please visit:** www.ugandarefugees.org

Uganda Country Refugee Response Plan (UCRRP)
Critical Indicator Tracking Matrix - **Kabazana Reception Centre**

As of *29/08/2025 - 04/09/2025*

New arrivals

54,837
Arrivals since Jan 2025

409
Arrivals in the last reporting week

Occupancy

57%
The center is operating within capacity, accomodating a population of
856 compared to its capacity of
1,500 individuals

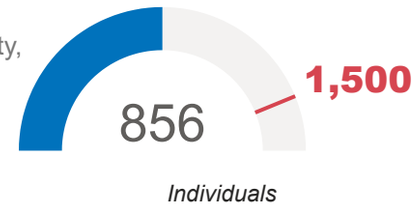

Daily new arrivals

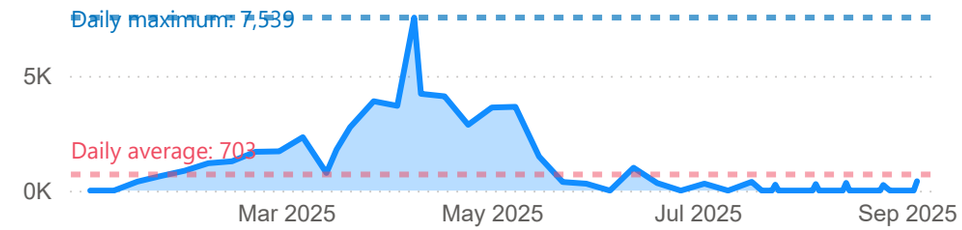

Sector	Indicator	Indicator Description / Standard	Target / Standard	Current status	What is being done - Comments	Status
Food	Food (Kilocalories/Person/Day)	2,100 kilo calories - The 2,100 kilocalories per person per day standard ensures basic energy and nutritional needs are met, typically provided through three balanced meals within the centres.	2,100	2,100	New arrivals at this reception centre are receiving 3 hot meals a day.	
Nutrition	Global Acute Malnutrition Rate	< 10%	10	10	GAM is 10.5% among children in the reception centre with 24 (20 moderate and 4 severe) malnourished children identified out of 229 children screened.	
	Severe Acute Malnutrition Rate	< 2%	2	2	SAM is at 1.7% among children in the reception centre out of the 229 children screened.	
Protection	% Of Persons Individually Registered	100 per cent of the new arrivals should be registered in ProGres V4	100	100	Arrivals relocated to Kabazana have already been registered.	
Shelter	Accomodation Space	3.5 SQM/person (Has holding capacity of 1,500 individuals)	1,500	856	The transit centre is within capacity.	
WASH	Bathing Facilities	One facility per 50 people	17	62	No gap	
	Health Promoters Per Refugees	One for 500	1	222	No gap	
	Latrine Coverage	One latrine stance for 20 persons	43	36	No gap	
	Water Coverage	Min of 15 litres/person/day	15	9	There's a gap of 4,212 litres of water.	

Note: *Health indicators are screened at the transit centres and therefore not repeated at the reception centre.*

Indicates that there's a gap *Indicates that there's no gap*

Uganda Country Refugee Response Plan (UCRRP)
Critical Indicator Tracking Matrix - **Kagoma Reception Centre**

As of *29/08/2025 - 04/09/2025*

New arrivals

4,188
Arrivals since Jan 2025

58
Arrivals in the last reporting week

Occupancy

34%
The center is operating within capacity, accomodating a population of
414 compared to its capacity of
1,230 individuals

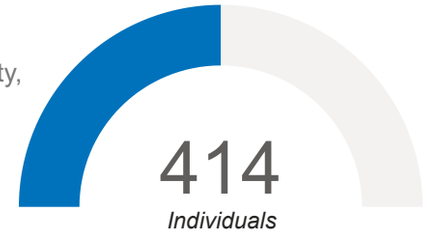

Daily new arrivals

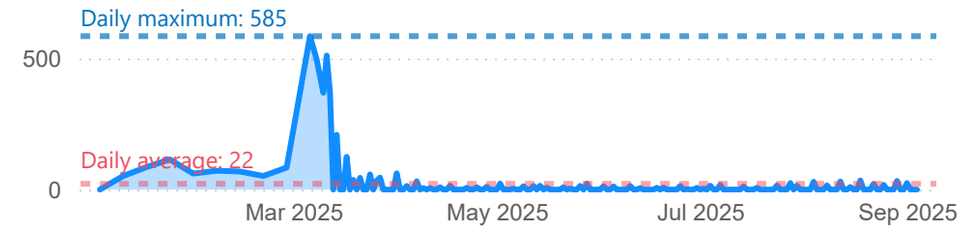

Sector	Indicator	Indicator Description / Standard	Target / Standard	Current status	What is being done - Comments	Status
Food	Food (Kilocalories/Person/Day)	2,100 kilo calories - The 2,100 kilocalories per person per day standard ensures basic energy and nutritional needs are met, typically provided through three balanced meals within the centres.	2,100	2,100	New arrivals at this reception centre are receiving 3 hot meals a day.	
Nutrition	Global Acute Malnutrition Rate	< 10%	10	5	GAM is 5.2% among children in the reception centre with2(2MAM & 0 SAM) out of 38 children screened.	
	Severe Acute Malnutrition Rate	< 2%	2	0	No SAM cases registered.	
Protection	% Of Persons Individually Registered	100 per cent of the new arrivals should be registered in ProGres V4	100	100	Registration of arrivals are progressing on smoothly.	
Shelter	Accomodation Space	3.5 SQM/person (Has holding capacity of 1,230 individuals)	1,230	414	The transit centre is within capacity.	
WASH	Bathing Facilities	One facility per 50 people	8	29	No gap	
	Health Promoters Per Refugees	One for 500	1	4	No gap	
	Latrine Coverage	One latrine stance for 20 persons	21	54	No gap	
	Water Coverage	Min of 15 litres/person/day	15	97	No gap	

Note: *Health indicators are screened at the transit centres and therefore not repeated at the reception centre.*

Indicates that there's a gap *Indicates that there's no gap*

Uganda Country Refugee Response Plan (UCRRP)
Critical Indicator Tracking Matrix - **Sebagoro Transit Centre**

As of *29/08/2025 - 04/09/2025*

New arrivals

2,954
Arrivals since Jan 2025

53
Arrivals in the last reporting week

Occupancy

8%
The center is operating within capacity, accomodating a population of
24 compared to its capacity of
300 individuals

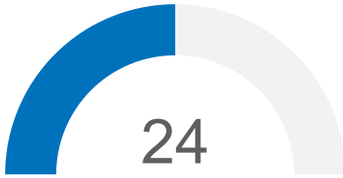

Daily new arrivals

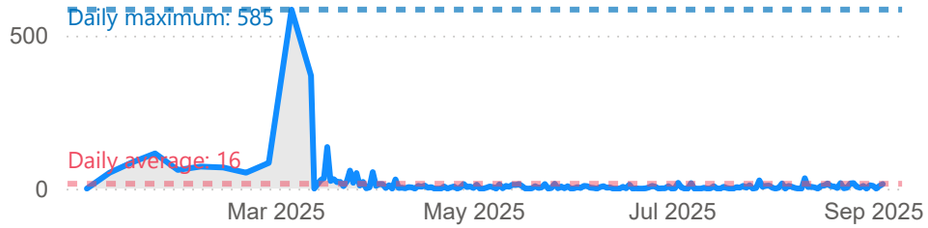

Sector	Indicator	Indicator Description / Standard	Target / Standard	Current status	What is being done - Comments	Status
Food	Food (Kilocalories/Person/Day)	2,100 kilo calories - The 2,100 kilocalories per person per day standard ensures basic energy and nutritional needs are met, typically provided through three balanced meals within the centres.	2,100	2,100	New arrivals at this reception centre are receiving 3 hot meals a day.	
Health	% Of Arrivals Medically Screened	100 per cent	100	100	All individuals screened prior to registration. No disease outbreak was reported.	
	Crude Mortality Rate	1 death/10000/day	1	0	No death was reported during the week.	
	Measles Vaccine Coverage Rate	100 per cent	95	100	27 children were vaccinated against measles. There are adequate vaccines, vaccine supplies and commodities available.	
	Skilled Birth Attendance	100 per cent	100	0	No delivery was registered.	
	Under Five Mortality Rate	2 deaths/10000/day	2	0	No death was reported during the week.	
Nutrition	Global Acute Malnutrition Rate	< 10%	10		No screening was conducted	
	Severe Acute Malnutrition Rate	< 2%	2	0	No screening was conducted	
Shelter	Accomodation Space	3.5 SQM/person (Has holding capacity of 300 individuals)	300	24	The transit centre is within capacity.	
WASH	Bathing Facilities	One facility per 50 people	1	10	No gap	
	Health Promoters Per Refugees	One for 500	1	1	No gap	
	Latrine Coverage	One latrine stance for 20 persons	1	7	No gap	
	Water Coverage	Min of 15 litres/person/day	15	276	No gap	

Indicates that there's a gap *Indicates that there's no gap*