Marmara Protection Sector Achievements - 2025

as of September 2025

Inter-Agency Coordination Türkiye

# of Beneficiaries by Location

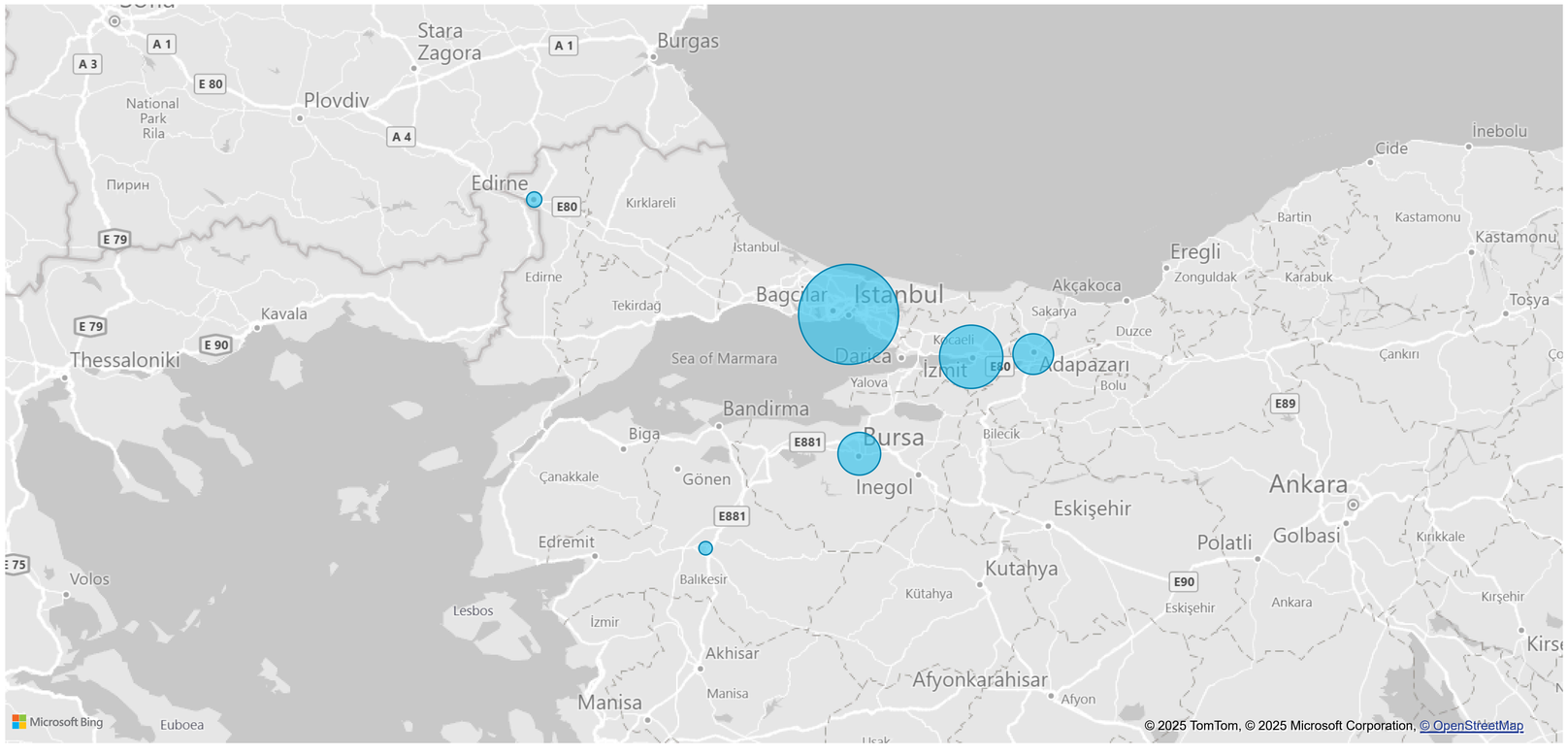

Individuals benefitting protection Services by Month

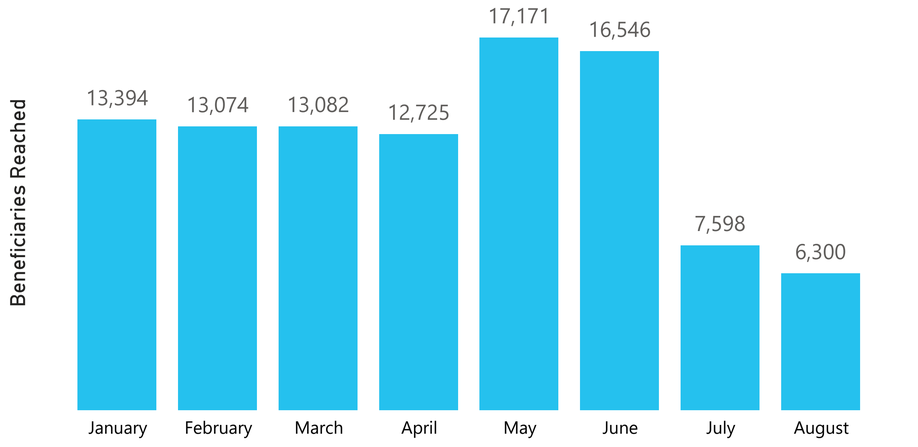

50,766
Number of individuals benefitting from protection activities

24,535
Number of individuals with specific needs/vulnerabilities assessed and identified with protection n

Location: All

Month: All

Breakdown of Beneficiaries by Gender*

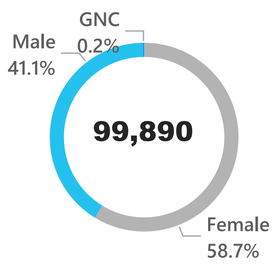

Breakdown of Beneficiaries by Nationality*

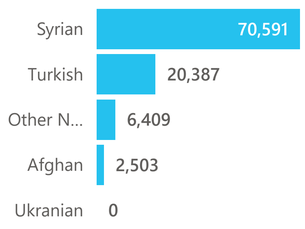

22,808
Number referrals (of individuals with protection needs) to specialized/multisectoral services

2,321
# of individual GBV survivors provided with GBV specific response services

3,041
# of individual GBV survivors and those at risk assessed

32,165
Number of individuals receiving cash/in-kind assistance to meet their protection needs

172
# of children assessed for protection needs

783
# of children participating in structured, sustained child protection or psycho-social support progr

10,813
# of individuals provided with individual legal support

634
# of individuals trained on international protection, rights, services and available assistance

Appeal: All

EQ Response Activity: All

Nationality: All

Reporting Agencies

ASAM | HRDF | ICMPD | IOM | Multeciler Dern... | SAMS | Save the Children | SEVKAR | TRC | UMHD | UNFPA | UNHCR | WALD | Yeryüzü Çocukl... | YSF

Supporting Agencies

GIZ | ICMPD | IOM | SAMS | Save the Children | UMHD | UNFPA | UNHCR | UNICEF | Yeryüzü Çocukları Derneği

Source: PWG, ActivityInfo *Feedback: IMTurkey@unhcr.org*

**The number of beneficiaries reached is calculated by summing indicators selected by the sectors; there may be duplications.*

Marmara Protection Sector Achievements - 2025

as of September 2025

Inter-Agency Coordination Türkiye

Number of individuals with specific needs/vulnerabilities assessed and identified with protection needs

24,535

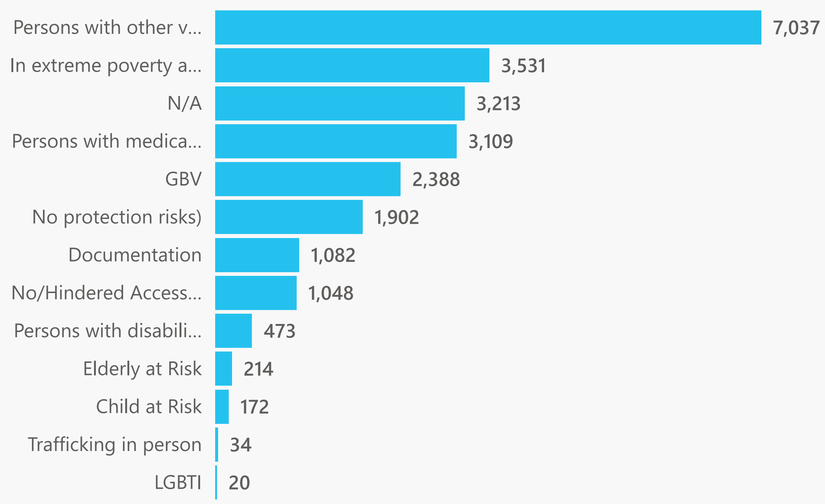

Number of Individuals Trained

634

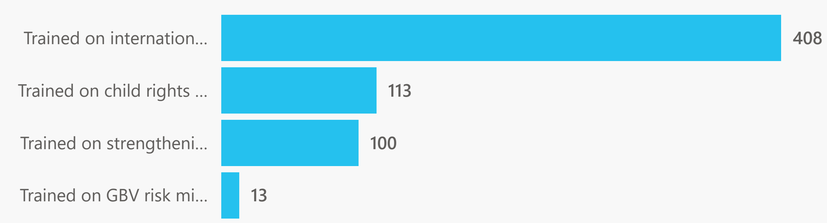

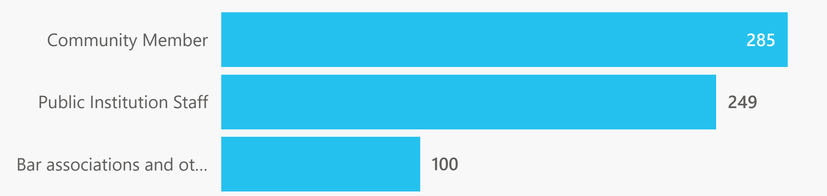

Number of Individuals Reached with Information Dissemination or Awareness Raising

6,972

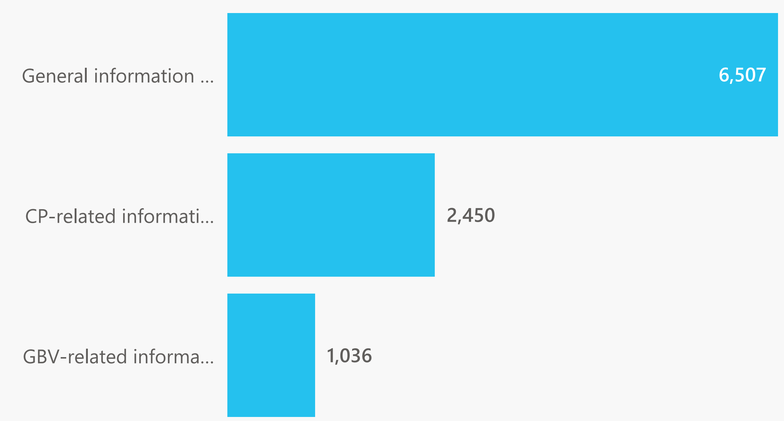

Location: All | Month: All | Appeal: All | Nationality: All | EQ Response Activity: All

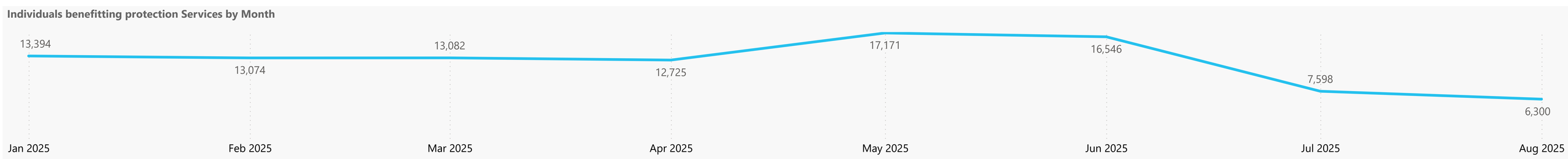

Reporting Agencies

ASAM | HRDF | ICMPD | IOM | Multeciler Dern... | SAMS | Save the Children | SEVKAR | TRC | UMHD | UNFPA | UNHCR | WALD | Yeryüzü Çocukl... | YSF

Supporting Agencies

GIZ | ICMPD | IOM | SAMS | Save the Children | UMHD | UNFPA | UNHCR | UNICEF | Yeryüzü Çocukları Derneği

Source: PWG, ActivityInfo **Feedback**: *IMTurkey@unhcr.org*

**The number of beneficiaries reached is calculated by summing indicators selected by the sectors; there may be duplications.*

Marmara Protection Sector Achievements - 2025

as of September 2025

Inter-Agency Coordination Türkiye

Location	Month	Appeal	EQ Response Activity	Nationality
All	All	3RP	All	All

Indicator Family	January	February	March	April	May	June	July	August	**Total**
1.1.1 # of individuals trained on international protection, rights, services and available assistance	89	55	16	78	48	30			**316**
1.4.1 # of refugees/vulnerable host community members provided with individual legal support (legal aid and counsel)	1,526	1,609	1,502	1,255	1,416	1,383	709	658	**10,058**
2.1.1 # of individuals benefitting from protection activities	7,661	7,991	6,540	6,855	7,315	6,443	3,856	3,804	**50,465**
2.1.2 # of individuals with specific needs/vulnerabilities assessed and identified with protection needs	4,162	3,218	2,051	2,254	3,404	1,653	2,233	2,346	**21,321**
2.1.3 # referrals (of individuals with protection needs) to specialized/multisectoral services	3,918	3,416	4,011	2,585	3,359	2,691	1,437	1,391	**22,808**
2.1.4 # of individuals receiving cash/in-kind assistance to meet their protection needs	4,501	2,376	5,160	117	3,743	11,114	119	4,634	**31,764**
2.1.5 # of individual receiving psycho-social support	193	195	139	171	103	73	82	89	**1,045**
2.2.1 # of individuals reached through information campaigns and awareness-raising on rights, entitlements, services, assistance including as related to return procedures and conditions	387	225	226	282	228	78	74	16	**1,516**
2.3.1 # of individuals engaged in sustained and structured mobilization efforts and empowerment programmes	23	28	82	25	23		1	42	**224**
2.5.1 # of refugee and host community members participating in one-off events specific to social cohesion	91	28	22	72	64	32	79		**388**
2.5.2 # of refugee and host community members participating in structured and sustained programmes specific to social cohesion	2,823	2,590	3,912	3,603	4,864	2,911	2		**20,705**
3.1.1 # of individual Gender-Based Violence (GBV) survivors and those at risk assessed	528	320	394	234	427	197	175	113	**2,388**
3.1.2 # of individual GBV survivors provided with GBV specific response services	430	392	318	296	348	244	138	155	**2,321**
3.1.3 # of individual GBV survivors referred to multi-sectoral GBV specific response services	206	162	200	243	192	110	110	119	**1,342**
3.2.1 # of individuals reached through GBV-related information campaigns and activities to raise public awareness on rights, entitlements and assistance for prevention, mitigation and response to GBV	173	155	210	182	137	71	57	51	**1,036**
4.1.1 # of children assessed for protection risks	974	796	575	610	645	479	701	820	**5,600**
4.1.2 # of children identified to be at risk	447	278	212	131	279	172	425	230	**2,174**
4.1.3 # of children referred to specialised/multi-sectoral services	453	367	245	138	302	189	331	304	**2,329**
4.2.1 # of children participating in structured and sustained community based child protection programmes	6							41	**47**
4.2.2 # of children participating in structured, sustained child protection or psycho-social support programmes (individuals and in groups)	66	25	41	101	62	89	83	103	**570**
4.2.3 # of individuals reached with positive parenting programmes	125	18	29	94	142	29	24	50	**511**
4.2.4 # of individuals reached through information campaigns and awareness-raising initiatives on child rights and protection	459	346	391	304	291	99	198	302	**2,390**
4.3.1 # of individuals reached with technical capacity development initiatives (including trainings) on child rights and protection		113							**113**
Total	**29,241**	**24,703**	**26,276**	**19,630**	**27,392**	**28,087**	**10,834**	**15,268**	**181,431**

Reporting Agencies

ASAM | HRDF | IOM | Multeciler Dernegi | SAMS | SEVKAR | TRC | UNFPA | UNHCR | WALD | YSF

Supporting Agencies

GIZ | IOM | SAMS | UNFPA | UNHCR | UNICEF

Source: PWG, ActivityInfo **Feedback**: *IMTurkey@unhcr.org*

**The number of beneficiaries reached is calculated by summing indicators selected by the sectors; there may be duplications.*

Protection Sector Achievements - Istanbul- 2025

as of September 2025

Inter-Agency Coordination Türkiye

# of Beneficiaries by Location

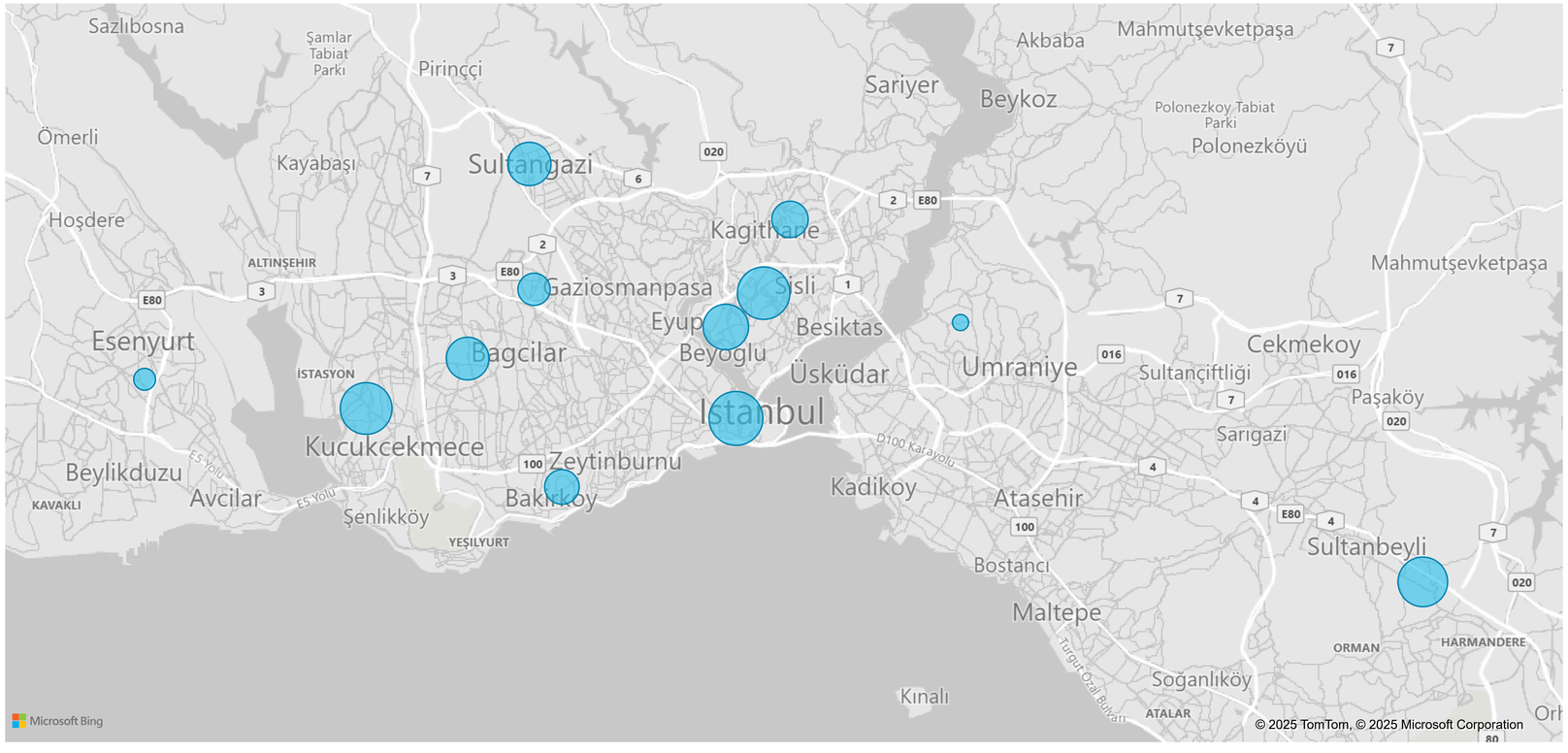

Individuals benefitting protection Services by Month

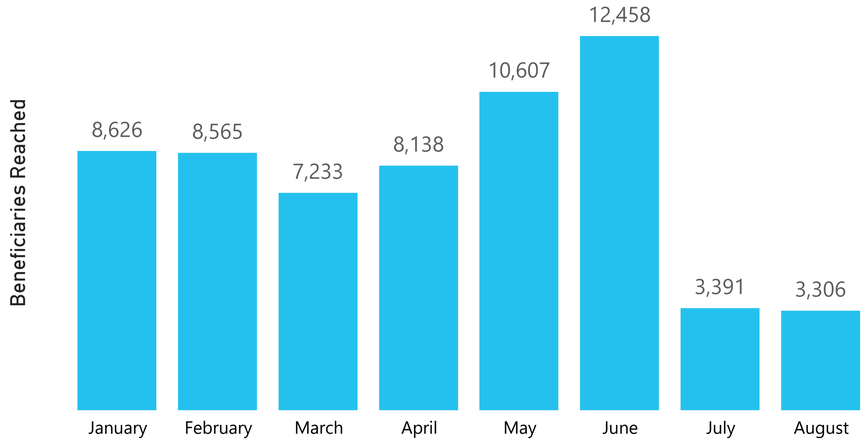

40,798
Number of individuals benefitting from protection activities

25,202
Number of individuals with specific needs/vulnerabilities assessed and identified with protection n

19,292
Number referrals (of individuals with protection needs) to specialized/multisectoral

2,008
# of individual GBV survivors provided with GBV specific response services

4,280
# of individual GBV survivors and those at risk assessed

31,730
Number of individuals receiving cash/in-kind assistance to meet their protection needs

52
# of children assessed for protection needs

407
# of children participating in structured, sustained child protection or psycho-social support progr

9,034
# of individuals provided with individual legal support

542
# of individuals trained on international protection, rights, services and available assistance

Location: All

Month: All

Breakdown of Beneficiaries by Gender*

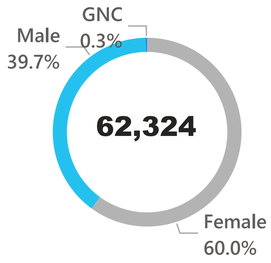

Breakdown of Beneficiaries by Nationality*

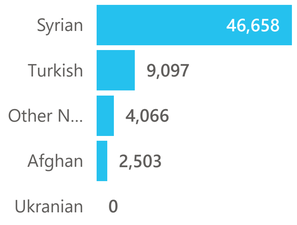

Appeal: All

EQ Response Activity: All

Nationality: All

Reporting Agencies

ASAM | HRDF | ICMPD | IOM | Multeciler Dern... | SAMS | Save the Children | SEVKAR | TRC | UMHD | UNFPA | UNHCR | WALD | Yeryüzü Çocukl... | YSF

Supporting Agencies

GIZ | ICMPD | IOM | SAMS | Save the Children | UMHD | UNFPA | UNHCR | UNICEF | Yeryüzü Çocukları Derneği

Source: *PWG, ActivityInfo* *Feedback*: *IMTurkey@unhcr.org*

**The number of beneficiaries reached is calculated by summing indicators selected by the sectors; there may be duplications.*

Marmara Protection Sector Achievements - 2024

as of December 2024

Inter-Agency Coordination Türkiye

of Beneficiaries by Location

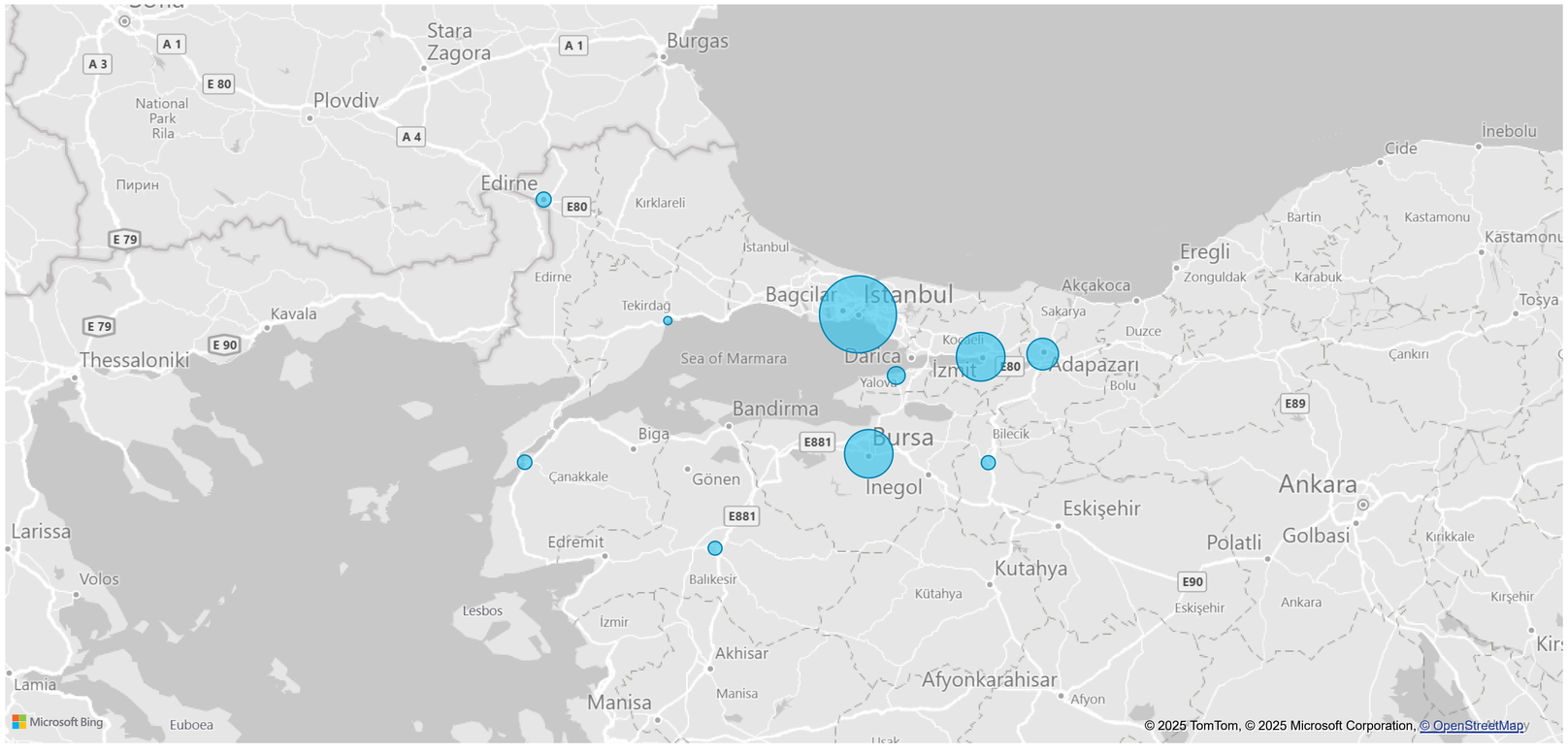

Individuals benefitting protection Services by Month

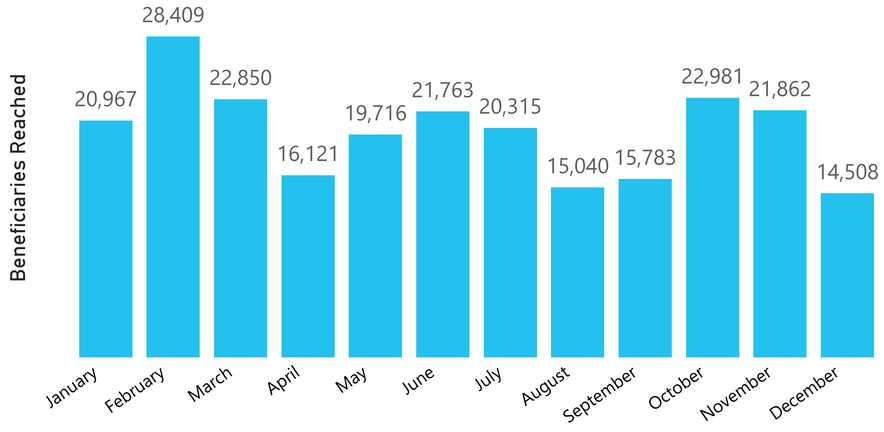

135,256
Number of individuals benefitting from protection activities

105,417
Number of individuals with specific needs/vulnerabilities assessed and identified with protection n

Location: All

Month: All

Breakdown of Beneficiaries by Gender*

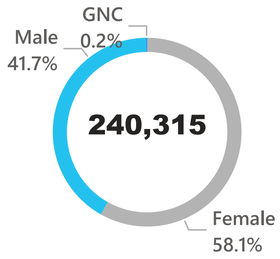

Breakdown of Beneficiaries by Nationality*

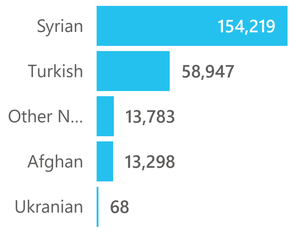

Appeal: All

EQ Response Activity: All

Nationality: All

41,616
Number referrals (of individuals with protection needs) to specialized/multisectoral services

2,699
# of individual GBV survivors provided with GBV specific response services

5,326
# of individual GBV survivors and those at risk assessed

10,543
Number of individuals receiving cash/in-kind assistance to meet their protection needs

42,256
# of children assessed for protection needs

7,836
# of children participating in structured, sustained child protection or psycho-social support progr

17,757
# of individuals provided with individual legal support

1,020
# of individuals trained on international protection, rights, services and available assistance

Reporting Agencies

ASAM | DDD | Genç Ha... | HRDF | Inogar | IOM | KADAV | Mavi Kal... | MUDEM | Multecil... | Qatar C... | Relief In... | SAMS | Save the... | SEVKAR | Test Par... | TRC | UMHD | UNFPA | UNHCR | WALD | WHH | Yeryüzü ... | YSF

Supporting Agencies

ASAM | Caritas Luxe... | GIZ | IOM | KADAV | MDM | MUDEM | Multeciler D... | Qatar Charity | Relief Intern... | SAMS | Save the Chil... | UMHD | UNFPA | UNHCR | UNICEF | WHH | Yeryüzü Çoc...

Source: PWG, ActivityInfo *Feedback*: IMTurkey@unhcr.org

**The number of beneficiaries reached is calculated by summing indicators selected by the sectors; there may be duplications.*

Marmara Protection Sector Achievements - 2023

as of December 2023

Inter-Agency Coordination Türkiye

of Beneficiaries by Location

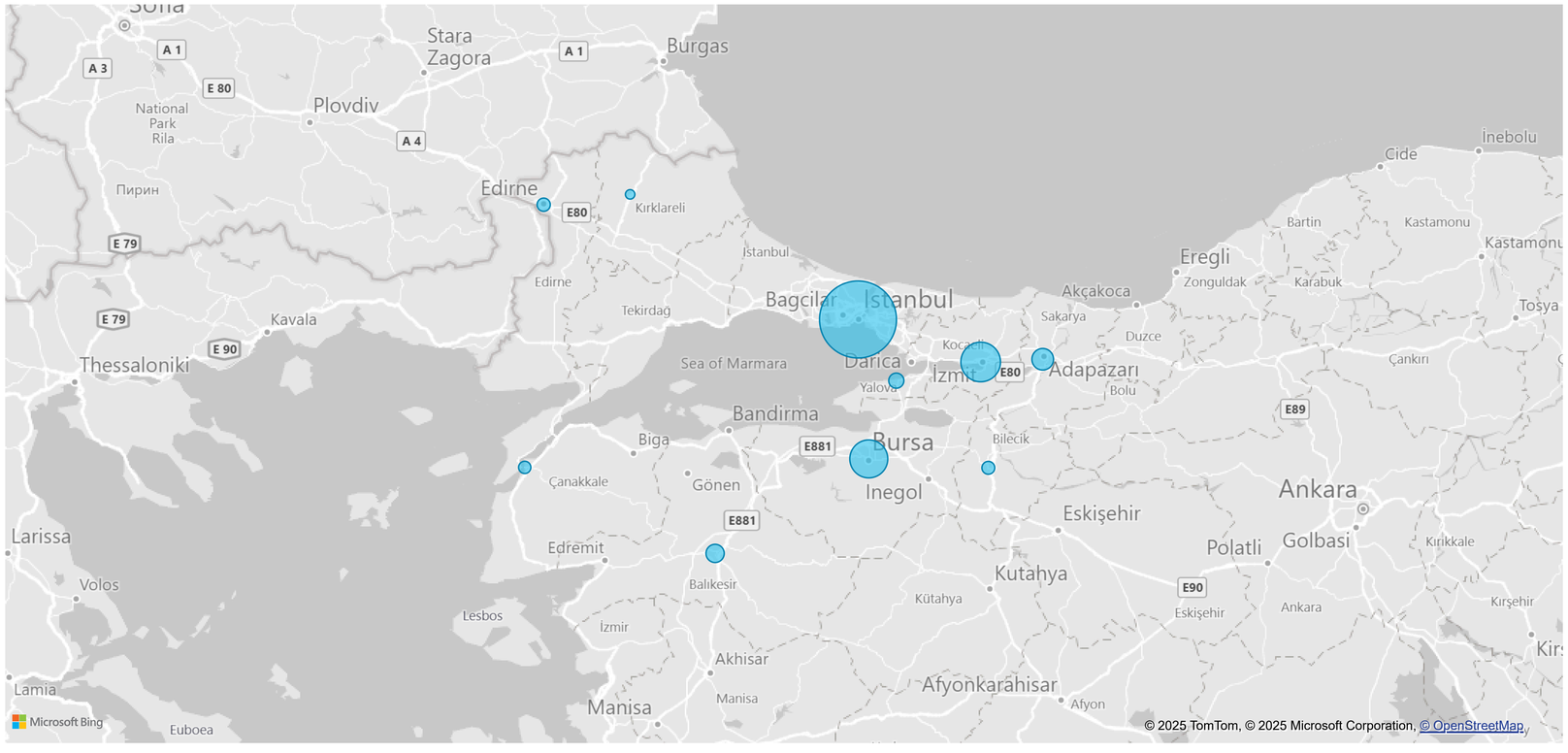

Individuals benefitting protection Services by Month

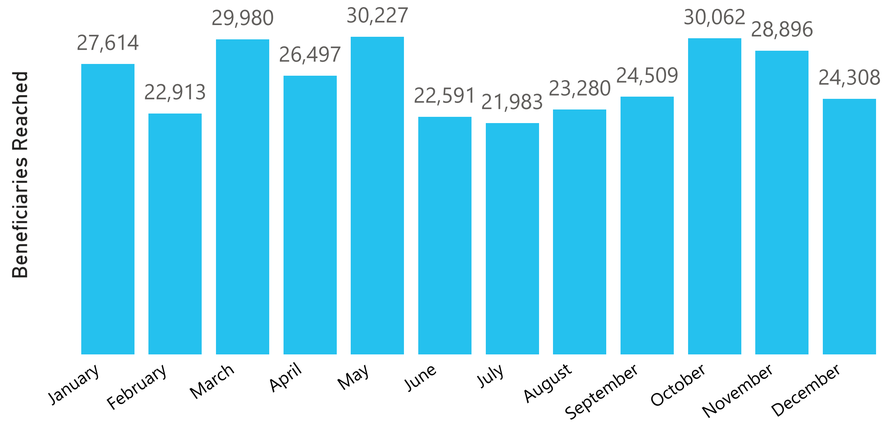

179,451
Number of individuals benefitting from protection activities

115,471
Number of individuals with specific needs/vulnerabilities assessed and identified with protection n

Location: All

Month: All

Breakdown of Beneficiaries by Gender*

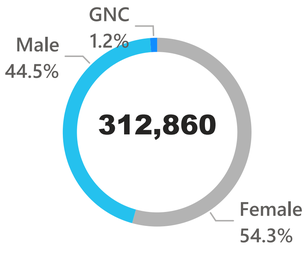

Breakdown of Beneficiaries by Nationality*

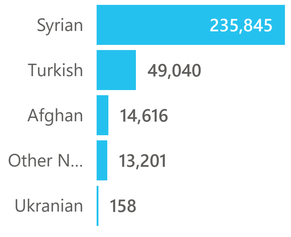

81,356
Number referrals (of individuals with protection needs) to specialized/multisectoral services

2,905
# of individual GBV survivors provided with GBV specific response services

3,442
# of individual GBV survivors and those at risk assessed

23,223
Number of individuals receiving cash/in-kind assistance to meet their protection needs

45,262
# of children assessed for protection needs

5,709
# of children participating in structured, sustained child protection or psycho-social support progr

29,818
# of individuals provided with individual legal support

2,101
# of individuals trained on international protection, rights, services and available assistance

Appeal: All

EQ Response Activity: All

Nationality: All

Reporting Agencies

ASAM | DDD | HRDF | IOM | KADAV | Mavi Kalem | MUDEM | Multeciler ... | Multecilerl... | Relief Inter... | Save the C... | SEVKAR | STL | TRC | UMHD | UNFPA | UNHCR | WALD | WHH | YSF

Supporting Agencies

ASAM | Bar Association | Caritas Luxem... | GIZ | IOM | KADAV | MDM | MUDEM | Multeciler Der... | Relief Internati... | Save the Childr... | UMHD | UNFPA | UNHCR | UNICEF | WHH

Source: *PWG, ActivityInfo* *Feedback*: *IMTurkey@unhcr.org*

**The number of beneficiaries reached is calculated by summing indicators selected by the sectors; there may be duplications.*