Protection Sector Achievements - 2025

as of September 2025

Inter-Agency Coordination Türkiye

# of Beneficiaries by Location

Individuals benefitting protection Services by Month

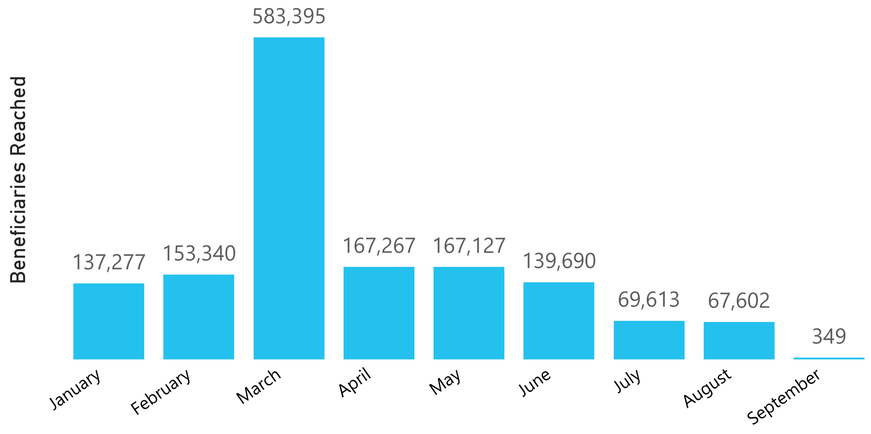

323,141
Number of individuals benefitting from protection activities

152,855
Number of individuals with specific needs/vulnerabilities assessed and identified with protection n

Location: All

Month: All

Breakdown of Beneficiaries by Gender*

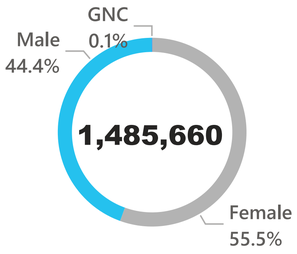

Breakdown of Beneficiaries by Nationality*

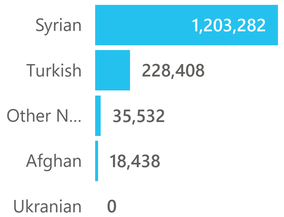

60,649
Number referrals (of individuals with protection needs) to specialized/multisectoral services

9,391
# of individual GBV survivors provided with GBV specific response services

14,253
# of individual GBV survivors and those at risk assessed

62,939
Number of individuals receiving cash/in-kind assistance to meet their protection needs

57,153
# of children assessed for protection needs

36,215
# of children participating in structured, sustained child protection or psycho-social support progr

38,810
# of individuals provided with individual legal support

9,343
# of individuals trained on international protection, rights, services and available assistance

Appeal: All

EQ Response Activity: All

Nationality: All

Reporting Agencies

ASAM	DDD	Gaziantep...	Hand in H...	HRDF	ICMPD	IOM	Kilis- Provi...	Maya Fou...	NSPPL	REALs	SAMS	SARD	SEVKAR	TARDE	TKV	UMHD	UNHCR	World Hu...	Yeryüzü Ç...	Zer...
CARE Inte...	Eksi 25	GOAL Inte...	Hatay Met...	Human A...	IGAM	Kaos GL	LEAP NGO	Multeciler...	Qatar Cha...	RET Intern...	Sanliurfa ...	Save the C...	STL	Test Partner	TRC	UNFPA	WALD	Yedi Basak	YSF	

Supporting Agencies

ASAM	Bar A...	CARE ...	Carita...	DRC	Eksi 25	GIZ	GOAL...	Hand ...	Huma...	ICMPD	IGAM	IOM	LEAP ...	Maya ...	MDM	Qatar ...	REALs	Relief ...	RET In...	SAMS	SARD	Save t...	Solida...	UMHD	UNFPA	UNHCR	UNICEF	WHO	Yedi B...	Yeryü...

Source: PWG, ActivityInfo *Feedback*: IMTurkey@unhcr.org

**The number of beneficiaries reached is calculated by summing indicators selected by the sectors; there may be duplications.*

Protection Sector Achievements - 2025

as of September 2025

Inter-Agency Coordination Türkiye

Number of individuals with specific needs/vulnerabilities assessed and identified with protection needs

73,392

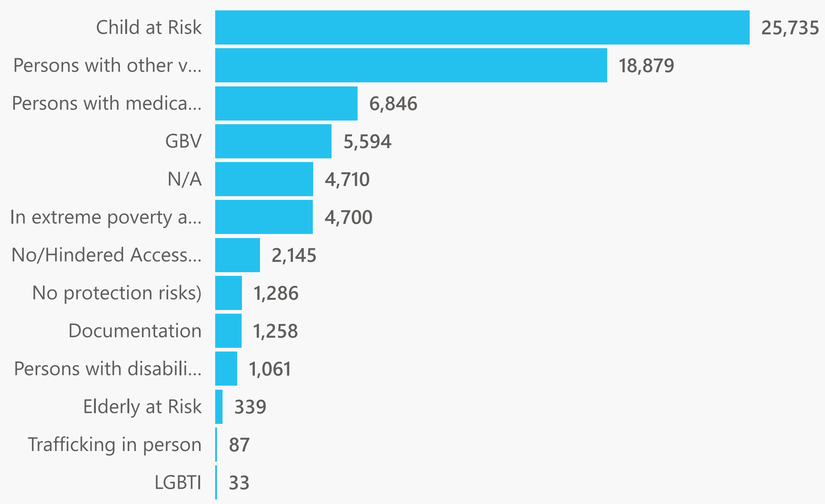

Number of Individuals Trained

6,101

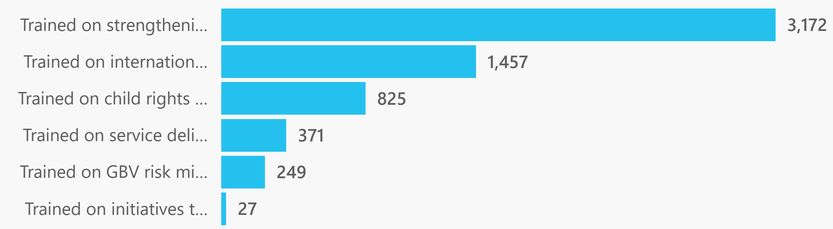

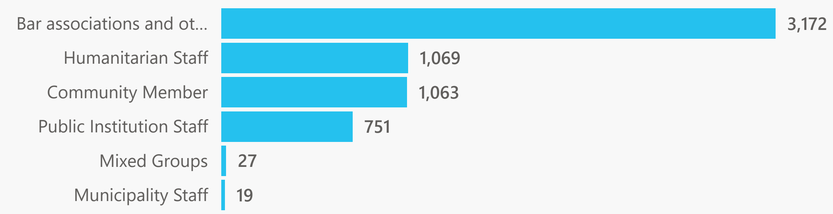

Number of Individuals Reached with Information Dissemination or Awareness Raising

100,102

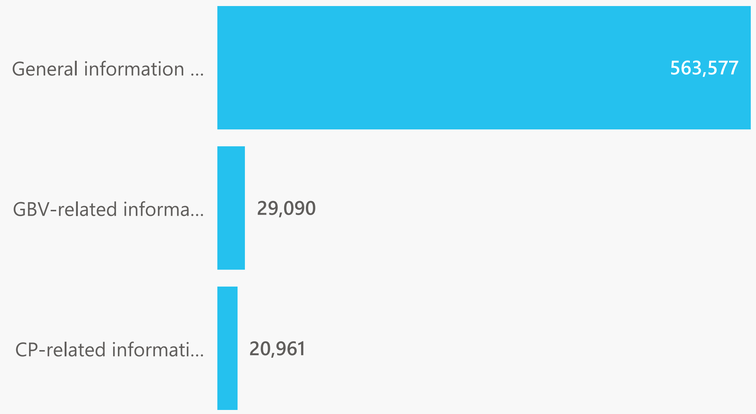

Location: All | Month: All | Appeal: All | Nationality: All | EQ Response Activity: All

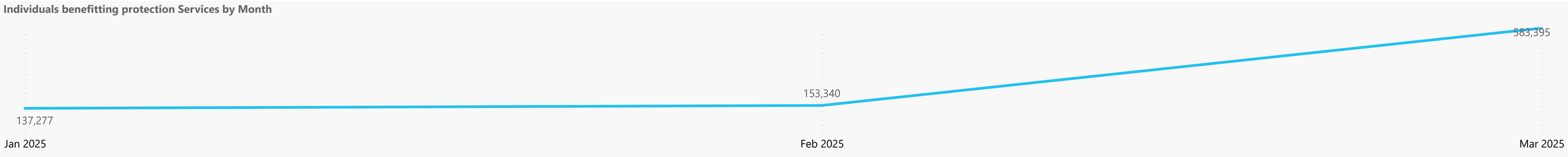



Reporting Agencies

ASAM	DDD	Gaziantep-...	Hand in H...	HRDF	ICMPD	IOM	Kilis- Provi...	Maya Fou...	NSPPL	REALs	SAMS	SARD	SEVKAR	TARDE	TRC	UNFPA	WALD	Yedi Basak	YSF
CARE Inter...	Eksi 25	GOAL Inte...	Hatay Met...	Human Ap...	IGAM	Kaos GL	LEAP NGO	Multeciler ...	Qatar Char...	RET Intern...	Sanliurfa ...	Save the C...	STL	TKV	UMHD	UNHCR	World Hu...	Yeryüzü Ç...	Zero Discri...

Supporting Agencies

ASAM	Bar As...	CARE I...	Caritas...	GIZ	GOAL I...	Hand i...	Huma...	ICMPD	IGAM	IOM	LEAP ...	Maya F...	MDM	Qatar ...	REALs	Relief I...	RET Int...	SAMS	Save t...	Solidar...	UMHD	UNFPA	UNHCR	UNICEF	WHO	Yedi Ba...	Yeryüz...

Source: *PWG, ActivityInfo* ***Feedback***: *IMTurkey@unhcr.org*

**The number of beneficiaries reached is calculated by summing indicators selected by the sectors; there may be duplications.*

Protection Sector Achievements - 2025

as of September 2025

Inter-Agency Coordination Türkiye

Location	Month	Appeal	EQ Response Activity	Nationality
All	All	3RP	All	All

Indicator Family	January	February	March	April	May	June	July	August
1.1.1 # of individuals trained on international protection, rights, services and available assistance	386	212	735	256	201	370	40	
1.1.2 # of individuals consulted on protection risks, needs, vulnerabilities, and solutions throughout the program management cycle	1,389	1,397	836	980	89	335	23	16
1.4.1 # of refugees/vulnerable host community members provided with individual legal support (legal aid and counsel)	5,285	5,609	5,091	4,310	4,704	4,565	4,094	4,257
1.4.2 # of individuals trained on strengthening legal aid mechanisms for refugees (bar associations and other stakeholders)	31	2,917	100	30	179		101	
2.1.1 # of individuals benefitting from protection activities	47,307	55,438	50,032	44,011	38,184	37,590	24,326	21,315
2.1.2 # of individuals with specific needs/vulnerabilities assessed and identified with protection needs	14,685	14,425	10,348	8,237	9,012	7,565	7,190	7,091
2.1.3 # referrals (of individuals with protection needs) to specialized/multisectoral services	9,419	8,566	9,000	6,614	8,364	6,881	5,155	5,013
2.1.4 # of individuals receiving cash/in-kind assistance to meet their protection needs	7,161	4,808	11,831	1,744	4,725	23,019	643	5,079
2.1.5 # of individual receiving psycho-social support	5,991	7,904	6,226	5,348	4,308	3,524	3,166	1,781
2.2.1 # of individuals reached through information campaigns and awareness-raising on rights, entitlements, services, assistance including as related to return procedures and conditions	38,499	41,461	482,323	57,530	54,776	49,206	806	994
2.3.1 # of individuals engaged in sustained and structured mobilization efforts and empowerment programmes	480	487	443	294	197	245	262	637
2.5.1 # of refugee and host community members participating in one-off events specific to social cohesion	738	318	331	7,005	547	374	279	235
2.5.2 # of refugee and host community members participating in structured and sustained programmes specific to social cohesion	27,254	25,870	24,691	34,461	45,559	28,986	472	374
2.5.4 # of individuals reached with capacity sharing initiatives to promote peaceful co-existence and social cohesion	27							
2.6.1 # of individuals reached with technical capacity development initiatives (including trainings etc) on service delivery/provision to persons with specific needs	163	71	137	37	124	260	53	
2.6.3 # of institutions supported to strengthen human resources capacities (including staffing support such as recruitment of psychologists, social workers) on service delivery/provision to persons with specific needs	170							
3.1.1 # of individual Gender-Based Violence (GBV) survivors and those at risk assessed	1,699	1,695	1,967	1,482	1,617	983	814	637
3.1.2 # of individual GBV survivors provided with GBV specific response services	1,100	1,673	1,627	1,208	1,207	820	921	818
3.1.3 # of individual GBV survivors referred to multi-sectoral GBV specific response services	438	388	620	561	707	410	460	445
3.2.1 # of individuals reached through GBV-related information campaigns and activities to raise public awareness on rights, entitlements and assistance for prevention, mitigation and response to GBV	8,345	11,898	8,538	9,527	8,535	4,458	7,053	5,382
3.3.1 # of individuals reached with technical capacity development (including trainings) initiatives on GBV risk mitigation, prevention and response	104	58	87	145	71	123	20	24
3.3.3 # of institutions supported to strengthen human resources capacities (including staffing support such as recruitment of psychologists, social workers) on GBV risk mitigation, prevention and response	32							
4.1.1 # of children assessed for protection risks	6,686	10,374	8,497	7,820	7,565	6,180	4,558	5,089
4.1.2 # of children identified to be at risk	1,917	5,216	6,278	4,952	4,775	2,706	2,979	2,384
4.1.3 # of children referred to specialised/multi-sectoral services	3,598	4,113	3,496	4,535	3,622	2,252	3,416	3,184
4.2.1 # of children participating in structured and sustained community based child protection programmes	597	1,414	358	842	216	986	7	62
4.2.2 # of children participating in structured, sustained child protection or psycho-social support programmes (individuals and in groups)	1,720	2,998	5,158	6,773	5,306	9,410	2,661	2,549
4.2.3 # of individuals reached with positive parenting programmes	1,477	1,039	1,743	2,049	1,092	2,829	802	2,809
4.2.4 # of individuals reached through information campaigns and awareness-raising initiatives on child rights and protection	6,242	7,253	7,406	6,817	7,279	4,596	6,023	4,922
4.3.1 # of individuals reached with technical capacity development initiatives (including trainings) on child rights and protection	80	267	478	245	375	217	23	140
4.3.3 # of institutions supported to strengthen human resources capacities (including staffing support such as recruitment of psychologists, social workers) on child rights and protection	60							
Total	**193,080**	**217,869**	**648,377**	**217,813**	**213,336**	**198,890**	**76,347**	**75,237**

Reporting Agencies

ASAM | CAR... | Eksi ... | Gazi... | GOA... | Han... | Hata... | HRDF | Hu... | IGAM | IOM | Kaos... | Kilis... | LEA... | May... | Mult... | Qata... | REALs | RET ... | SAMS | Sanli... | SARD | SEV... | STL | TAR... | Test ... | TKV | TRC | UNF... | UN... | WALD | Worl... | Yedi ... | YSF | Zero...

Supporting Agencies

ASAM | CARE Inte... | Caritas Lu... | DRC | GIZ | GOAL Int... | Hand in H... | Human A... | IOM | LEAP NGO | Maya Fou... | Qatar Cha... | REALs | RET Inter... | SAMS | Save the ... | Solidar Su... | UNFPA | UNHCR | UNICEF | WHO | Yedi Basak

Source: *PWG, ActivityInfo* ***Feedback***: *IMTurkey@unhcr.org*

**The number of beneficiaries reached is calculated by summing indicators selected by the sectors; there may be duplications.*

Türkiye Protection Sector 3RP Progress Checker

as of September 2025

Inter-Agency Coordination Türkiye

All indicators

8,777,840
Achievement

4,635,177
Target

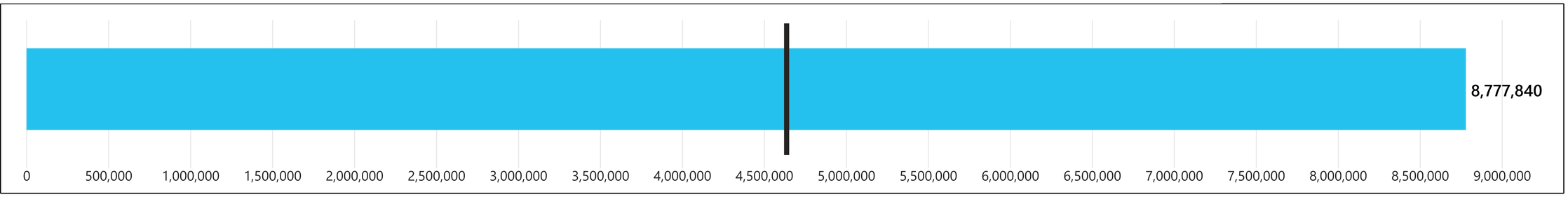

Implementation by Month

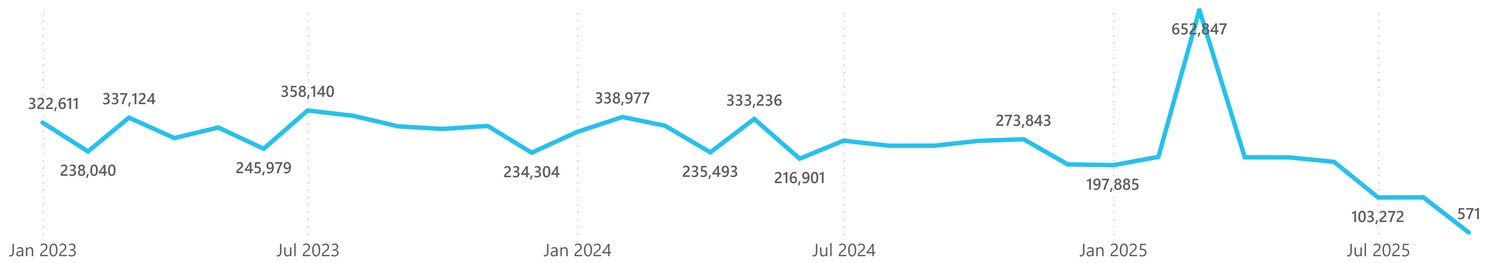

By Supporting Agency

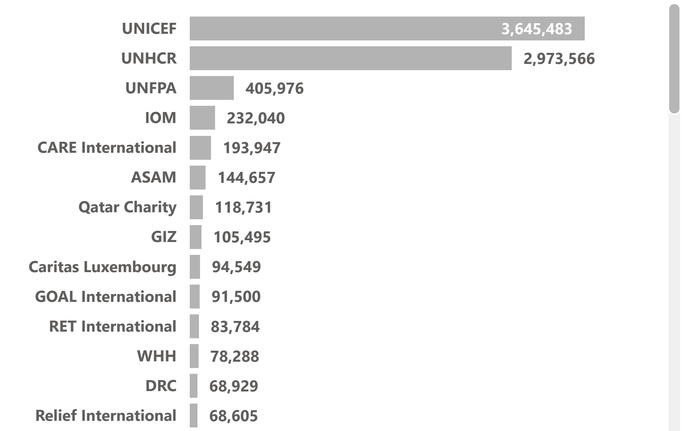

By Implementing Agency

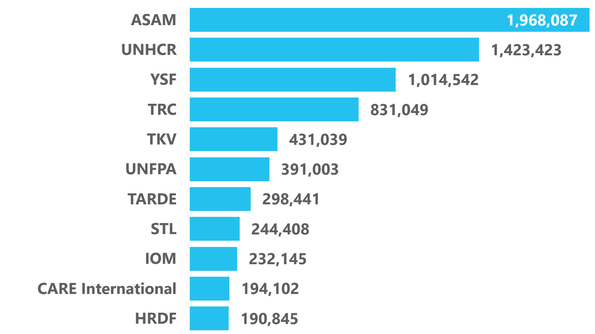

# of Beneficiaries by Location

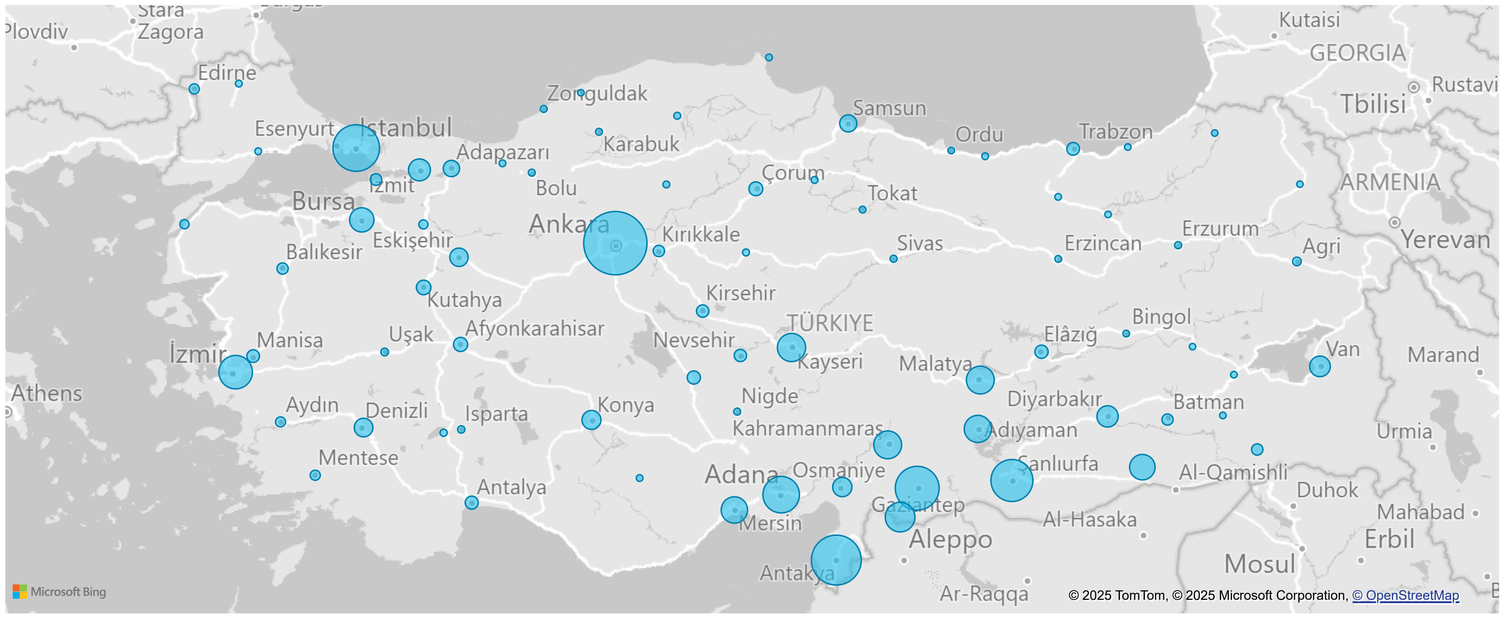

Indicator

- 1.1.1 # of individuals trained ...
- 1.1.2 # of individuals consulte...
- 1.4.1 # of refugees/vulnerabl...
- 1.4.2 # of individuals trained ...
- 2.1.1 # of individuals benefitti...
- 2.1.2 # of individuals with spe...
- 2.1.3 # referrals (of individual...
- 2.1.4 # of individuals receivin...
- 2.1.5 # of individual receiving...
- 2.2.1 # of individuals reached...
- 2.3.1 # of individuals engage...
- 2.5.1 # of refugee and host c...
- 2.5.2 # of refugee and host c...
- 2.5.4 # of individuals reached...
- 2.6.1 # of individuals reached...
- 2.6.2 # of institutions support...
- 2.6.3 # of institutions support...
- 3.1.1 # of individual Gender-...
- 3.1.2 # of individual GBV surv...
- 3.1.3 # of individual GBV surv...
- 3.2.1 # of individuals reached...
- 3.3.1 # of individuals reached...
- 3.3.2 # of institutions support...
- 3.3.3 # of institutions support...
- 4.1.1 # of children assessed f...
- 4.1.2 # of children identified t...
- 4.1.3 # of children referred to...

Nationality

- Afghan
- Other Nationalities
- Syrian
- Turkish
- Ukranian

Appeal, EQ Response Activity

- 3RP
- 3RP Return Addendum
- COVID-19
- Outside of 3RP

Reporting Agencies

AAR ...	ASA	Bon...	Conc...	DRC	ELAF	Gazi...	GOA...	Han...	HRDF	ICM...	Inogar	Izmir...	Kaos...	LEAP...	Mala...	May...	MU...	Mult...	Qata...	Relie...	SAMS	SARD	SEN...	SRP	Taka...	Test ...	TRC	UNF...	UN...	WALD	Worl...	Yery...
AHF	ASAM	CAR...	DDD	Eksi ...	EVSAD	Genç...	Gok...	Hata...	Hum...	IGAM	IOM	KAD...	Kilis-...	LWA	Mavi...	Mer...	Mult...	NSPPL	REALs	RET I...	Sanli...	Save...	SEV...	STL	TARDE	TKV	UMHD	UNH...	UOS...	WHH	Yedi ...	YSF

Supporting Agencies

AAR Ja...	ASAM	CARE I...	Concer...	DRC	ECHO ...	ELAF	GOAL I...	Human...	IGAM	IRC	LEAP N...	Maya F...	Mercy ...	MoNE	Multeci...	Qatar ...	Relief I...	SAMS	Save th...	Shanti ...	STL	TİHV	UNFPA	UNICEF	WHH	Yedi Ba...
AFAD	Bar Ass...	Caritas ...	Cordaid	DWW	Eksi 25	GIZ	Hand i...	ICMPD	IOM	KADAV	LWA	MDM	MoIT	MUDEM	Oxfam ...	REALs	RET Int...	SARD	SENED ...	Solidar...	Takaful...	UMHD	UNHCR	UNWo...	WHO	Yeryüz...

Source: *PWG, ActivityInfo* ***Feedback***: *IMTurkey@unhcr.org*

**The number of beneficiaries reached is calculated by summing indicators selected by the sectors; there may be duplications.*

Appealing Agency	Progress	Gap	Target	% of Progress	% Bar
ARSA	0	10,971	10,971	0.00%	
ASAM	58,011	486,300	528,257	3907.55%	
DDD	0	55,732	55,732	0.00%	
Eksi 25	0	9,945	9,945	0.00%	
ELAF	0	1,360	1,360	0.00%	
EL-BIR	0	3,758	3,758	0.00%	
Genç Hayat Vakfı	0	50,693	50,693	0.00%	
GOAL International	23,503	41,180	63,112	1163.49%	
Hand in Hand	2,504	1,056	2,338	594.00%	
Hevi LGBTİ	0	4,925	4,925	0.00%	
Human Appeal	12,674	20,041	27,754	595.74%	
IBC	0	23,145	23,145	0.00%	
ICMPD	0	705	705	0.00%	
IGAM	0	116,205	116,205	0.00%	
IOM	3,862	172,329	176,191	99.42%	
LEAP NGO	340	21,336	21,676	28.92%	
LWA	0	27,370	27,370	0.00%	
Maya Foundation	2,071	28,029	30,100	92.43%	
MESEDER	0	3,184	3,184	0.00%	
MUDEM	0	50,492	50,492	0.00%	
Nar Tanesi	0	10,000	10,000	0.00%	
Qatar Charity	46,921	411	25,055	496.00%	
REALs	9,060	13,709	18,864	590.39%	
RET International	3,617	56,792	60,409	199.09%	
SAMS	6,318	18,633	24,350	550.36%	
Save the Children	1,344	13,850	14,968	451.55%	
SEVKAR	15,866	86,803	102,404	1259.79%	
SHAFAK	0	17,721	17,721	0.00%	
STL	0	62,804	62,804	0.00%	
UNFPA	230,509	58,000	131,669	2821.36%	
UNHCR	1,086,724	2,437,576	3,512,775	1701.82%	
UNICEF	423,486	61,090	293,091	1450.97%	
UNWomen	0	19,203	19,203	0.00%	

Indicator	Progress	Gap	Target	Average of % of Progress
1.1.1 # of individuals trained on international protection, rights, services and available assistance	7,308	20,535	24,005	33.12%
1.1.2 # of individuals consulted on protection risks, needs, vulnerabilities, and solutions throughout the program management cycle	5,278	128,792	129,594	8.81%
1.2.1 # of data update interviews with foreigners within the scope of Temporary Protection and International Protection	0	245,725	245,725	0.00%
1.3.1 # of individuals submitted for resettlement by UNHCR	0	20,000	20,000	0.00%
1.3.2 # of Syrian voluntary repatriation interviews observed	0	665,000	665,000	0.00%
1.4.1 # of refugees/vulnerable host community members provided with individual legal support (legal aid and counsel)	37,844	34,919	64,363	15.53%
1.4.2 # of individuals trained on strengthening legal aid mechanisms for refugees (bar associations and other stakeholders)	3,448	1,100	3,265	27.74%
2.1.1 # of individuals benefitting from protection activities	300,805	345,315	551,692	29.04%
2.1.2 # of individuals with specific needs/vulnerabilities assessed and identified with protection needs	79,009	248,654	323,963	14.79%
2.1.3 # referrals (of individuals with protection needs) to specialized/multisectoral services	57,691	196,718	252,824	10.34%
2.1.4 # of individuals receiving cash/in-kind assistance to meet their protection needs	61,740	56,237	106,508	31.66%
2.1.5 # of individual receiving psycho-social support	40,968	53,994	91,329	35.92%
2.1.5 # of individuals receiving psycho-social support	0	43,108	43,108	0.00%
2.2.1 # of individuals reached through information campaigns and awareness-raising on rights, entitlements, services and assistance	0	121,185	121,185	0.00%
2.2.1 # of individuals reached through information campaigns and awareness-raising on rights, entitlements, services, assistance including as related to return procedures and conditions	723,974	1,201,295	1,925,161	33.44%
2.3.1 # of individuals engaged in sustained and structured mobilization efforts and empowerment programmes	2,849	12,694	15,100	24.30%
2.4.1 # of feedback, complaints and response mechanisms established and/or maintained	0	245	245	0.00%
2.4.2 # of feedback and complaints received and followed-up	0	30,779	30,779	0.00%
2.5.1 # of refugee and host community members participating in one-off events specific to social cohesion	2,290	20,479	22,505	9.51%
2.5.2 # of refugee and host community members participating in structured and sustained programmes specific to social cohesion	188,226	17,977	20,460	9.56%
2.5.3 # of institutions engaged with to promote peaceful co-existence and social cohesion	0	121	121	0.00%
2.6.1 # of individuals reached with technical capacity development initiatives (including trainings etc) on service delivery/provision to persons with specific needs	1,582	8,269	8,835	19.95%
2.6.2 # of institutions supported to improve physical capacities (including related to infrastructure, material and logistic support) on service delivery/provision to persons with specific needs	0	16	16	0.00%
2.6.3 # of institutions supported to strengthen human resources capacities (including staffing support such as recruitment of psychologists, social workers) on service delivery/provision to persons with specific needs	170	58	228	17.00%
3.1.1 # of individual Gender-Based Violence (GBV) survivors and those at risk assessed	30,749	17,581	35,934	37.63%
3.1.1 # of individual Gender-Based Violence survivors and those at risk assessed	0	6,947	6,947	0.00%
3.1.2 # of individual GBV survivors provided with GBV specific response services	14,301	6,935	16,155	50.88%
3.1.2 # of individual Gender-Based Violence survivors and/or those at risk provided with GBV-specific response services	0	5,692	5,692	0.00%
3.1.3 # of individual GBV survivors referred to multi-sectoral GBV specific response services	9,752	7,394	13,044	42.16%
3.1.3 # of individual Gender-Based Violence survivors and/or those at risk referred to multi-sectoral GBV-specific response services	0	5,798	5,798	0.00%
3.2.1 # of individuals reached through GBV-related information campaigns and activities to raise public awareness on rights, entitlements and assistance for prevention, mitigation and response to GBV	134,571	33,709	109,266	31.51%
3.3.1 # of individuals reached with technical capacity development (including trainings) initiatives on GBV risk mitigation, prevention and response	877	2,180	2,900	25.66%
3.3.2 # of institutions supported to improve physical capacities (including related to infrastructure, material and logistic support) on GBV risk mitigation, prevention and response	0	3	3	0.00%
3.3.3 # of institutions supported to strengthen human resources capacities (including staffing support such as recruitment of psychologists, social workers) on GBV risk mitigation, prevention and response	32	30	62	26.67%

Supporting Agency	Afghan	Other Nationalities	Syrian	Turkish	Ukranian	To
ASAM		**1,834**	**24,340**			**26**
CARE International						
CARE International						
ADANA						
1.4.1 # of refugees/vulnerable host community members provided with individual legal support (legal aid and counsel)	20	10	92	2		
2.1.1 # of individuals benefitting from protection activities			1,533			**1**
GAZIANTEP						
1.4.1 # of refugees/vulnerable host community members provided with individual legal support (legal aid and counsel)			6	6		
2.1.1 # of individuals benefitting from protection activities			837	24		
3.2.1 # of individuals reached through GBV-related information campaigns and activities to raise public awareness on rights, entitlements and assistance for prevention, mitigation and response to GBV			980			
HATAY						
1.4.1 # of refugees/vulnerable host community members provided with individual legal support (legal aid and counsel)			230	26		
2.1.4 # of individuals receiving cash/in-kind assistance to meet their protection needs			114			
3.2.1 # of individuals reached through GBV-related information campaigns and activities to raise public awareness on rights, entitlements and assistance for prevention, mitigation and response to GBV			360			
KILIS						
1.4.1 # of refugees/vulnerable host community members provided with individual legal support (legal aid and counsel)			2			
2.1.1 # of individuals benefitting from protection activities			840			
3.2.1 # of individuals reached through GBV-related information campaigns and activities to raise public awareness on rights, entitlements and assistance for prevention, mitigation and response to GBV			806			
SANLIURFA						
1.4.1 # of refugees/vulnerable host community members provided with individual legal support (legal aid and counsel)		24	336			
2.1.1 # of individuals benefitting from protection activities			5,061	42		**5**
2.1.4 # of individuals receiving cash/in-kind assistance to meet their protection needs			129	9		
Caritas Luxembourg						
SARD						
ADIYAMAN						
2.1.1 # of individuals benefitting from protection activities				370		
DRC						
Maya Foundation						
HATAY						
2.1.1 # of individuals benefitting from protection activities			829			
2.1.2 # of individuals with specific needs/vulnerabilities assessed and identified with protection needs			30			
2.1.3 # referrals (of individuals with protection needs) to specialized/multisectoral services			19			
2.1.5 # of individual receiving psycho-social support			12			
4.2.2 # of children participating in structured, sustained child protection or psycho-social support programmes (individuals and in groups)			214			
GIZ						
ASAM						
ANKARA						
1.4.1 # of refugees/vulnerable host community members provided with individual legal support (legal aid and counsel)			322			

Türkiye Koruma Sektörü İlerleme Takip

1,929,402
Achievement

4,635,156
Hedef

as of September 2025

Inter-Agency Coordination Türkiye

Bütün göstergeler

1,929,402
Achievement

4,635,156
Target

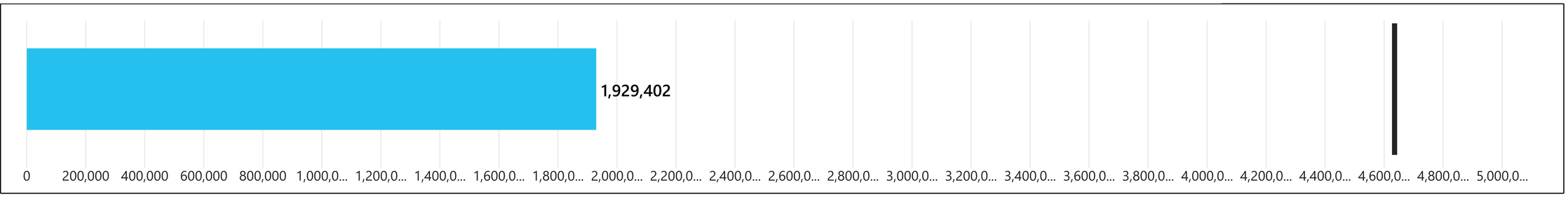

Uygulama Ayına Göre İlerleme

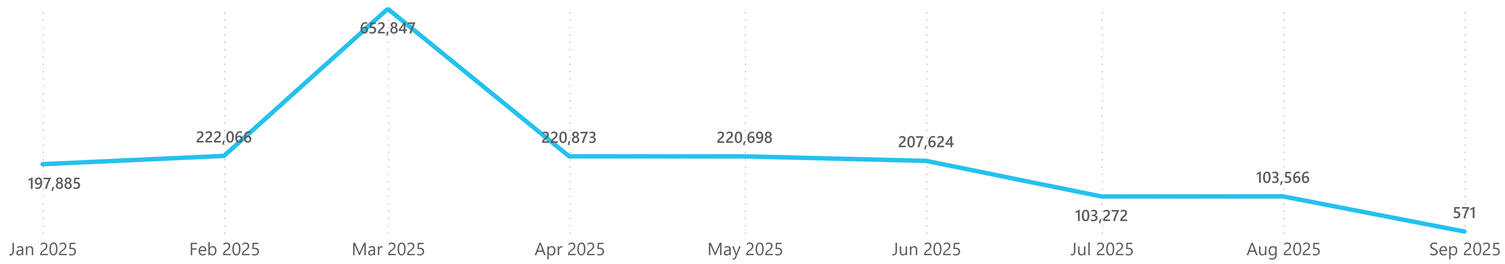

İllere göre ulaşılan kişi

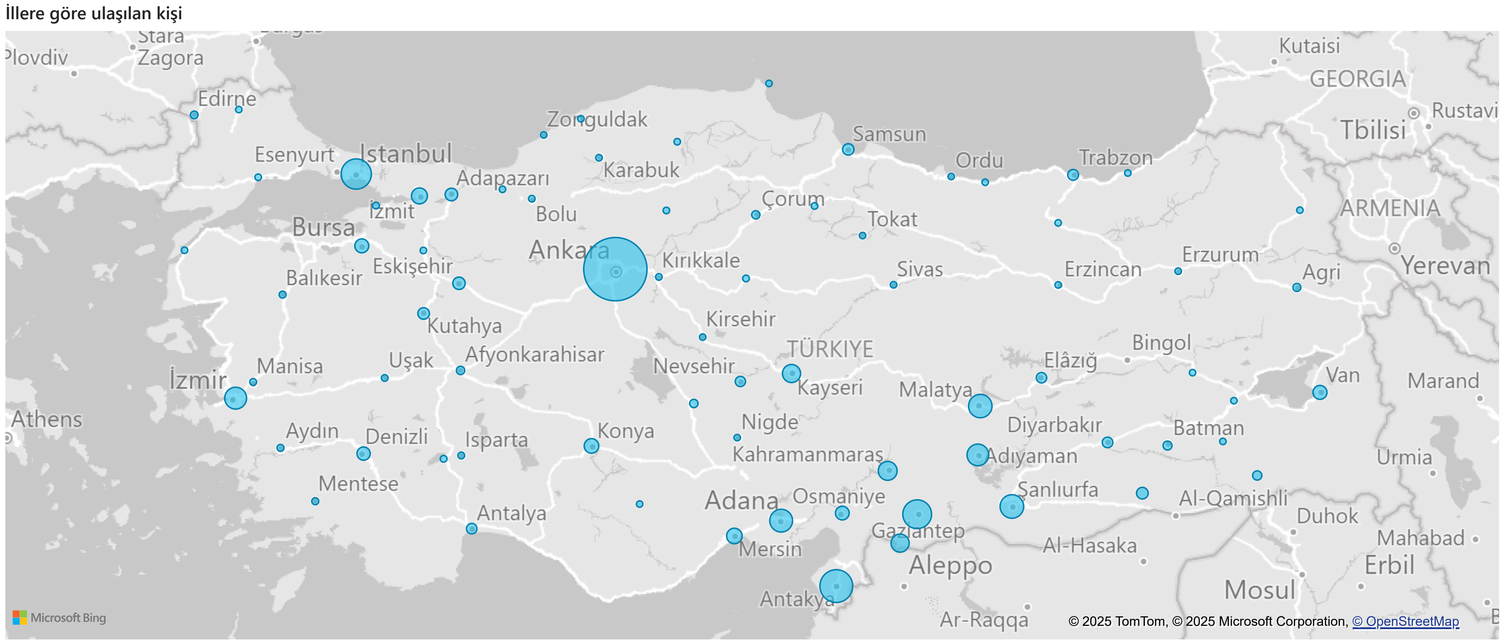

Destek Sağlayan Kuruma Göre

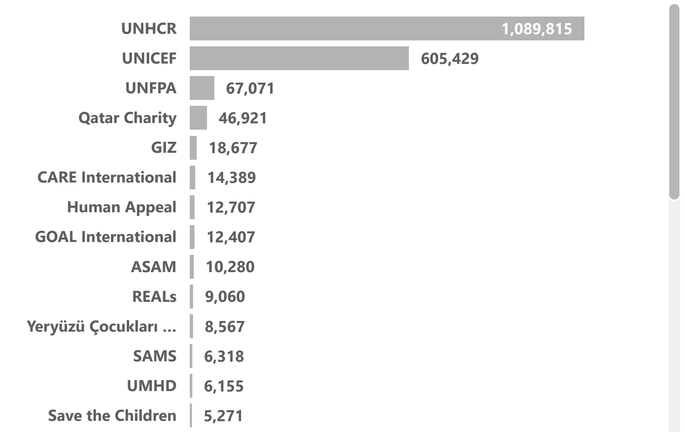

Uygulama Yapan Kuruma Göre

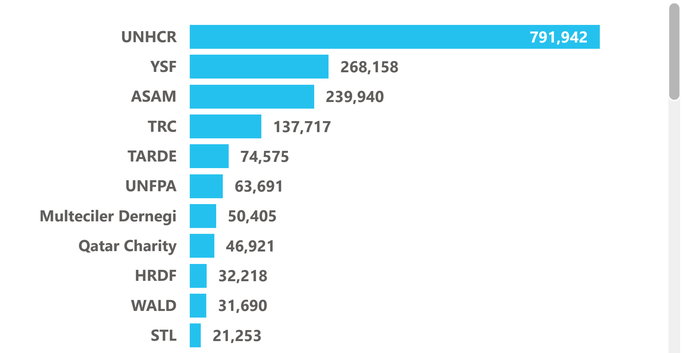

Gosterge

- 1.1.1 Uluslararası koruma, ha...
- 1.1.2 Kurulan/işlevini sürdüre...
- 1.4.1 Bireysel hukuki destek (...
- 1.4.2 Mültecilere yönelik adli ...
- 2.1.1 Koruma hizmetlerinden ...
- 2.1.2 Koruma ihtiyacı olduğu ...
- 2.1.3 Uzmanlık gerektiren/ço...
- 2.1.4 Koruma ihtiyaçlarını kar...
- 2.1.5 Psikososyal destek alan ...
- 2.2.1 Haklar, hizmetler, yükü...
- 2.3.1 Toplulukların mobilize e...
- 2.5.1 Sosyal uyum özelinde bi...
- 2.5.2 Sosyal uyum özelinde y...
- 2.5.4 Barış içinde bir arada ya...
- 2.6.1 Özel ihtiyaç sahiplerine ...
- 2.6.3 Özel ihtiyaç sahiplerine ...
- 3.1.1 Değerlendirilen Toplum...
- 3.1.2 Toplumsal Cinsiyete Day...
- 3.1.3 Toplumsal Cinsiyete Day...
- 3.2.1 TCDŞ'nin hafifletilmesi, ...
- 3.3.1 TCDŞ riskinin hafifletilm...
- 3.3.3 TCDŞ riskinin hafifletilm...
- 4.1.1 Koruma ihtiyaçları açısın...
- 4.1.2 Risk altında oldukları tes...
- 4.1.3 Uzmanlık gerektiren/ço...
- 4.2.1 Yapılandırılmış ve deva...
- 4.2.2 Yapılandırılmış ve deva...

Nationality

- Afghan
- Other Nationalities
- Syrian
- Turkish
- Ukranian

Appeal, EQ Response Activity

- 3RP
- 3RP Return Addendum
- Outside of 3RP

Uygulama Yapan Kurum

ASAM	DDD	Gaziantep...	Hand in H...	HRDF	ICMPD	IOM	Kilis- Provi...	Maya Fou...	NSPPL	REALs	SAMS	SARD	SEVKAR	TARDE	TKV	UMHD	UNHCR	World Hu...	Yeryüzü Ç...	Zer...
CARE Inte...	Eksi 25	GOAL Inte...	Hatay Met...	Human A...	IGAM	Kaos GL	LEAP NGO	Multeciler...	Qatar Cha...	RET Intern...	Sanliurfa ...	Save the C...	STL	Test Partner	TRC	UNFPA	WALD	Yedi Basak	YSF	

Destek Sağlayan Kurum

ASAM	Bar A...	CARE ...	Carita...	DRC	Eksi 25	GIZ	GOAL...	Hand ...	Huma...	ICMPD	IGAM	IOM	LEAP ...	Maya ...	MDM	Qatar ...	REALs	Relief ...	RET In...	SAMS	SARD	Save t...	Solida...	UMHD	UNFPA	UNHCR	UNICEF	WHO	Yedi B...	Yeryü...

Source: *PWG, ActivityInfo* ***Feedback***: *IMTurkey@unhcr.org*

**The number of beneficiaries reached is calculated by summing indicators selected by the sectors; there may be duplications.*

Protection Sector Achievements - 2024

as of December 2024

Inter-Agency Coordination Türkiye

# of Beneficiaries by Location

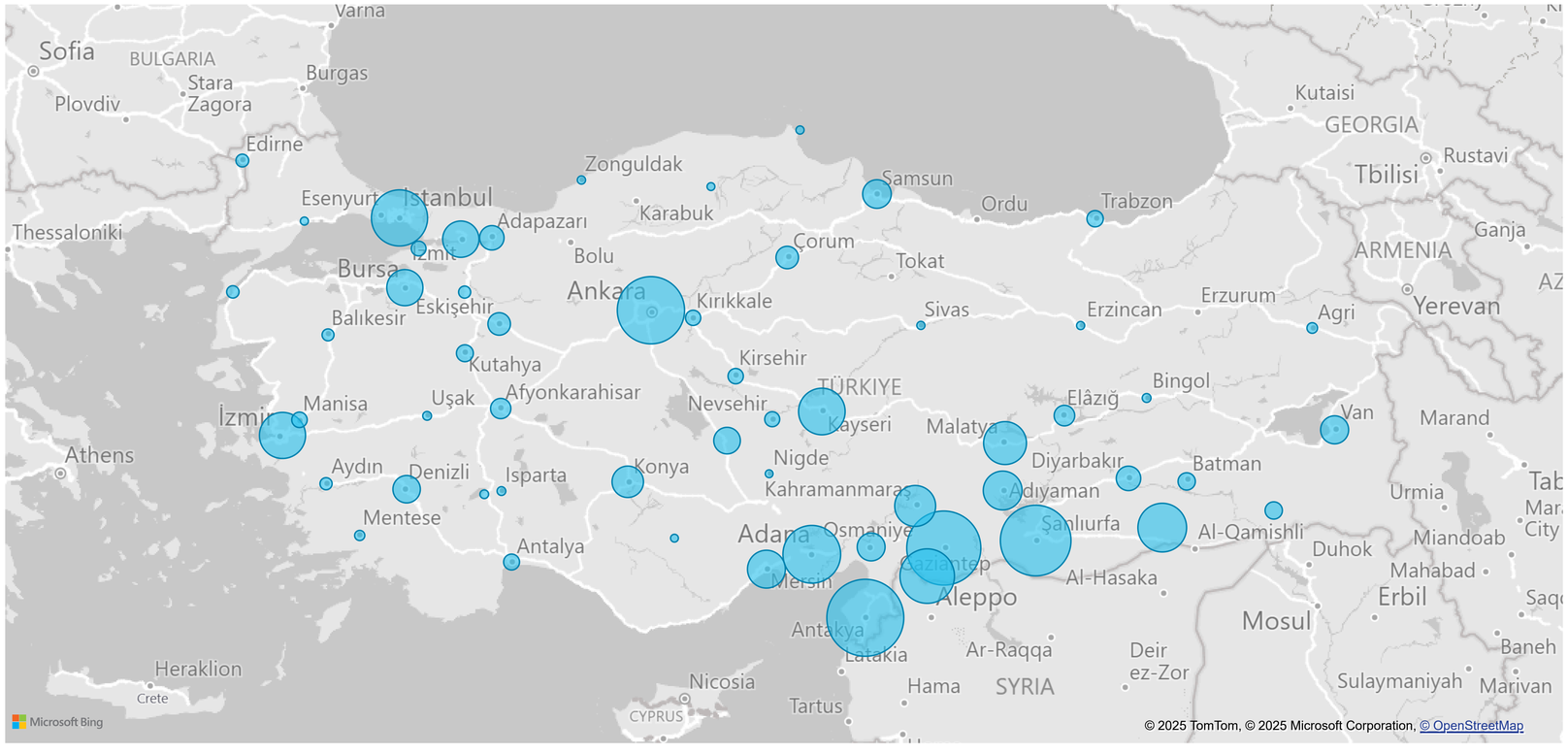

Individuals benefitting protection Services by Month

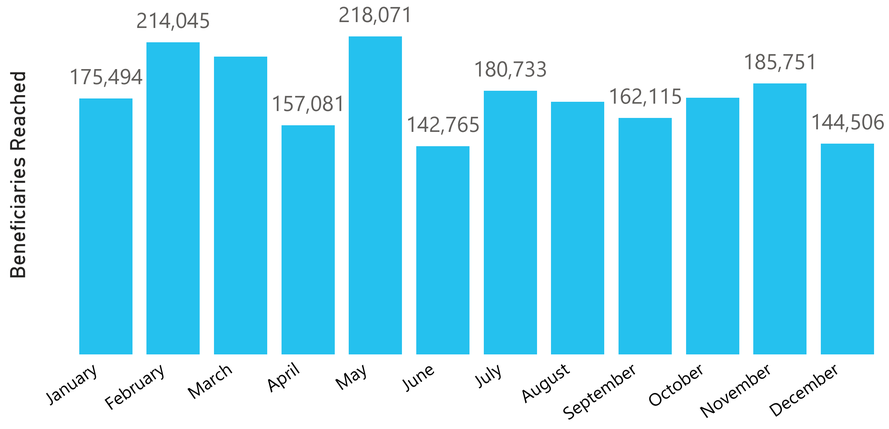

895,339
Number of individuals benefitting from protection activities

504,723
Number of individuals with specific needs/vulnerabilities assessed and identified with protection n

Location: All

Month: All

Breakdown of Beneficiaries by Gender*

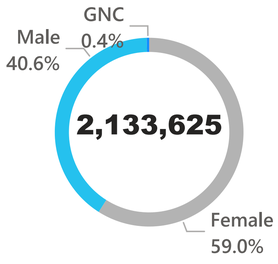

Breakdown of Beneficiaries by Nationality*

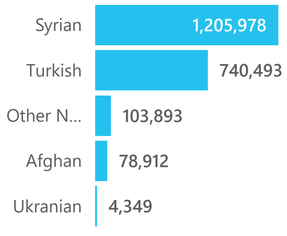

127,107
Number referrals (of individuals with protection needs) to specialized/multisectoral services

17,965
# of individual GBV survivors provided with GBV specific response services

38,816
# of individual GBV survivors and those at risk assessed

63,853
Number of individuals receiving cash/in-kind assistance to meet their protection needs

218,168
# of children assessed for protection needs

94,049
# of children participating in structured, sustained child protection or psycho-social support progr

82,545
# of individuals provided with individual legal support

28,471
# of individuals trained on international protection, rights, services and available assistance

Appeal: All

EQ Response Activity: All

Nationality: All

Reporting Agencies

AAR J...	ASA	CARE I...	DRC	ELAF	Gazian...	GOAL ...	Hatay ...	Huma...	Inogar	Izmir- ...	Kaos GL	LEAP ...	Mavi K...	MUDEM	NSPPL	REALs	RET In...	Sanliu...	Save t...	SEVKAR	STL	Test P...	TRC	UNFPA	UOSS...	WHH	YSF
AHF	ASAM	DDD	Eksi 25	EVSAD	Genç ...	Hand i...	HRDF	IGAM	IOM	KADAV	Kilis- P...	LWA	Maya ...	Multe...	Qatar ...	Relief I...	SAMS	SARD	SENED...	SRP	TARDE	TKV	UMHD	UNHCR	WALD	Yeryüz...	Zero D...

Supporting Agencies

AAR Japan	ASAM	Caritas Lux...	DRC	ECHO Turk...	GIZ	Hand in H...	IGAM	IRC	LEAP NGO	Maya Foun...	MoNE	Multeciler ...	Qatar Char...	Relief Inter...	SAMS	SENED Or...	Solidar Sui...	UNFPA	UNICEF	Yer...
AFAD	CARE Inter...	Cordaid	DWW	ELAF	GOAL Inter...	Human Ap...	IOM	KADAV	LWA	MDM	MUDEM	Oxfam KEDV	REALs	RET Intern...	Save the C...	Shanti Vol...	UMHD	UNHCR	WHH	

Source: *PWG, ActivityInfo* *Feedback*: *IMTurkey@unhcr.org*

**The number of beneficiaries reached is calculated by summing indicators selected by the sectors; there may be duplications.*

Protection Sector Achievements - 2023

as of December 2023

Inter-Agency Coordination Türkiye

# of Beneficiaries by Location

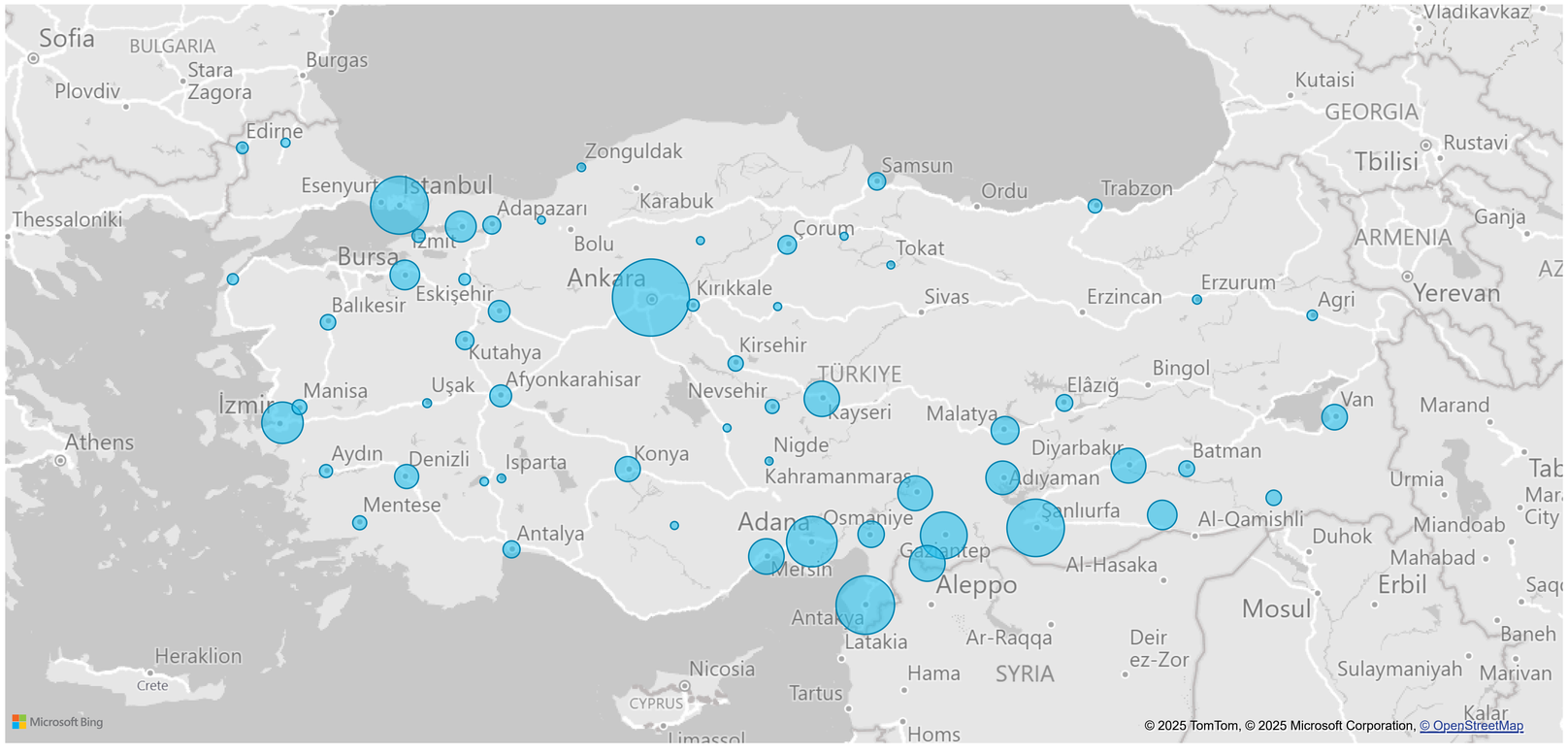

Individuals benefitting protection Services by Month

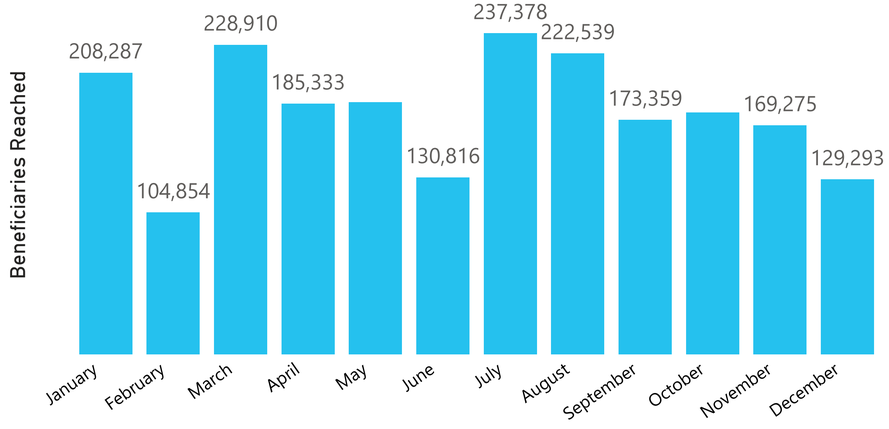

848,855
Number of individuals benefitting from protection activities

592,644
Number of individuals with specific needs/vulnerabilities assessed and identified with protection n

Location: All

Month: All

Breakdown of Beneficiaries by Gender*

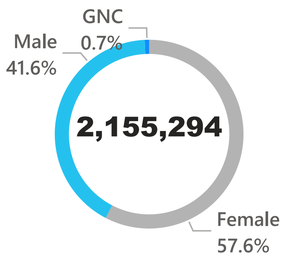

Breakdown of Beneficiaries by Nationality*

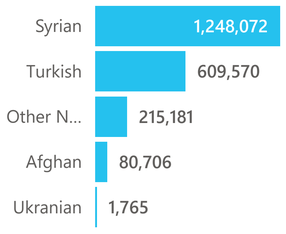

232,287
Number referrals (of individuals with protection needs) to specialized/multisectoral services

19,183
# of individual GBV survivors provided with GBV specific response services

116,252
# of individual GBV survivors and those at risk assessed

185,180
Number of individuals receiving cash/in-kind assistance to meet their protection needs

184,912
# of children assessed for protection needs

90,575
# of children participating in structured, sustained child protection or psycho-social support progr

95,303
# of individuals provided with individual legal support

26,378
# of individuals trained on international protection, rights, services and available assistance

Appeal: All

EQ Response Activity: All

Nationality: All

Reporting Agencies

ASA	Bonyan	Concern...	DRC	ELAF	Gaziant...	Gokkusa...	IGAM	Izmir- M...	Kaos GL	LEAP N...	Mavi Kal...	MUDEM	Multecil...	REALs	SAMS	Save the...	STL	TARDE	TRC	UNFPA	UNWo...	WALD	YSF
ASAM	CARE In...	DDD	Eksi 25	EVSAD	GOAL In...	HRDF	IOM	KADAV	Kilis- Pr...	Malatya...	Mercy ...	Multecil...	NSPPL	Relief In...	Sanliurf...	SEVKAR	Takaful ...	TKV	UMHD	UNHCR	UOSSM ...	WHH	YSYD

Supporting Agencies

ASAM	Bar ...	CAR...	Carit...	Conc...	DRC	ECH...	Eksi ...	ELAF	GIZ	GOA...	IGAM	IOM	KAD...	LEAP...	MDM	Merc...	MoIT	MU...	Mult...	REALs	Relie...	SAMS	Save...	STL	Takaf...	TİHV	UM...	UNF...	UNH...	UNI...	UN...	WHH	WHO	YSYD

Source: *PWG, ActivityInfo* **Feedback**: *IMTurkey@unhcr.org*

**The number of beneficiaries reached is calculated by summing indicators selected by the sectors; there may be duplications.*